

**N****Monteringsanvisning****EN****Assembly Instructions****S****Monteringsanvisning**

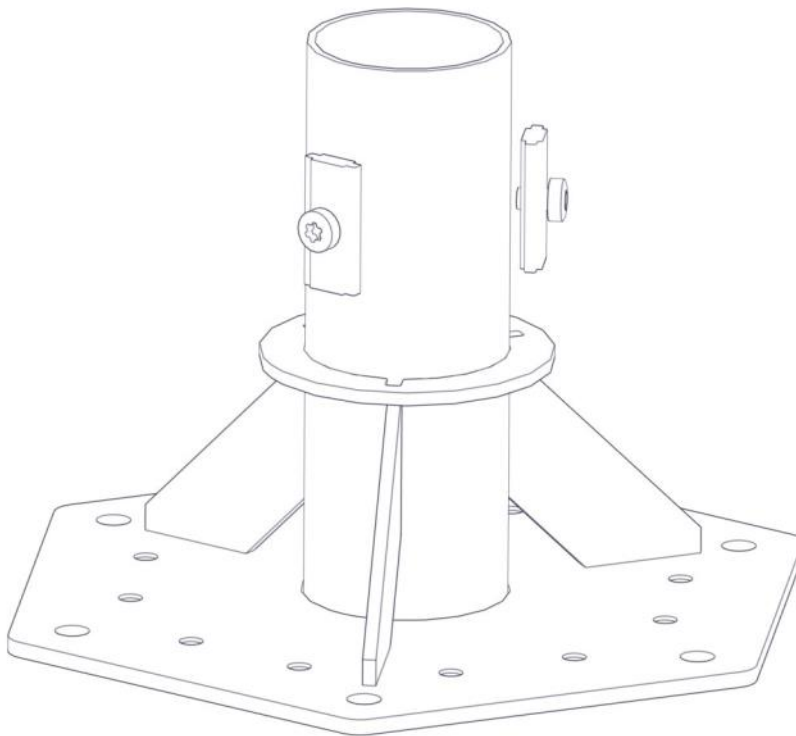
Produkt nr. / Product no. / Produkt nr.

**00-003-151K**

Ord. nr. \_\_\_\_\_

Dato. \_\_\_\_\_

Sign. \_\_\_\_\_

**søve**

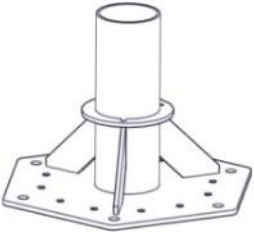
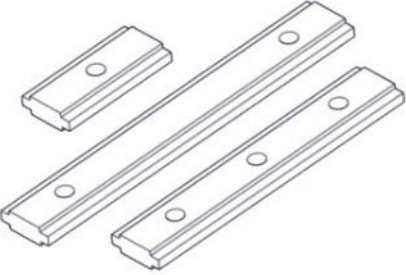

Søve AS  
Grønnvoldveien 290  
3830 Ulefoss - Norway  
Tlf: +47 35 94 65 65  
www.sove.no



Søve AB  
EA Rosengrensgatan 32  
421 31 Västra Frölunda  
Phone: +46 (0)31 773 97 00  
www.sove.se

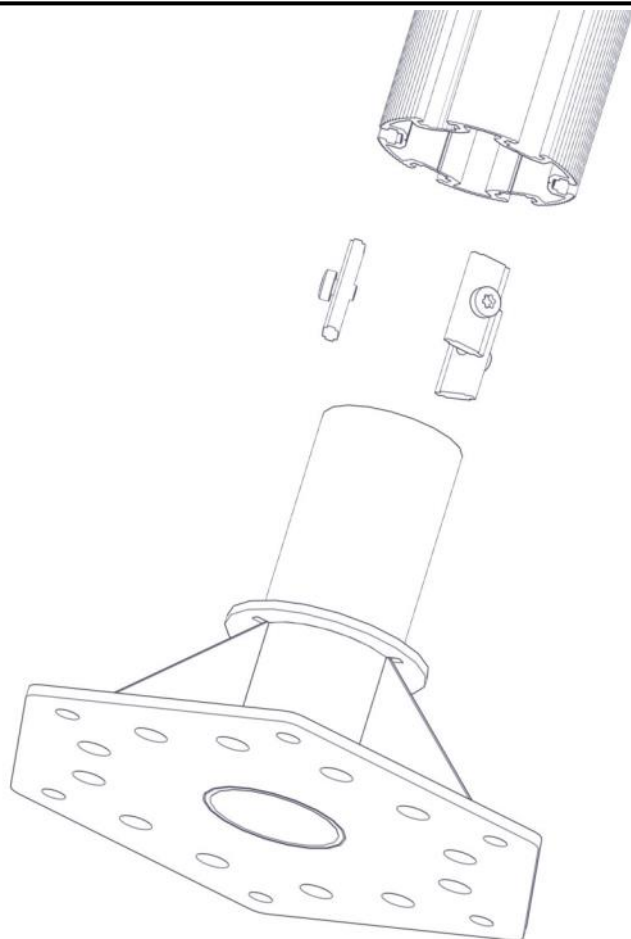
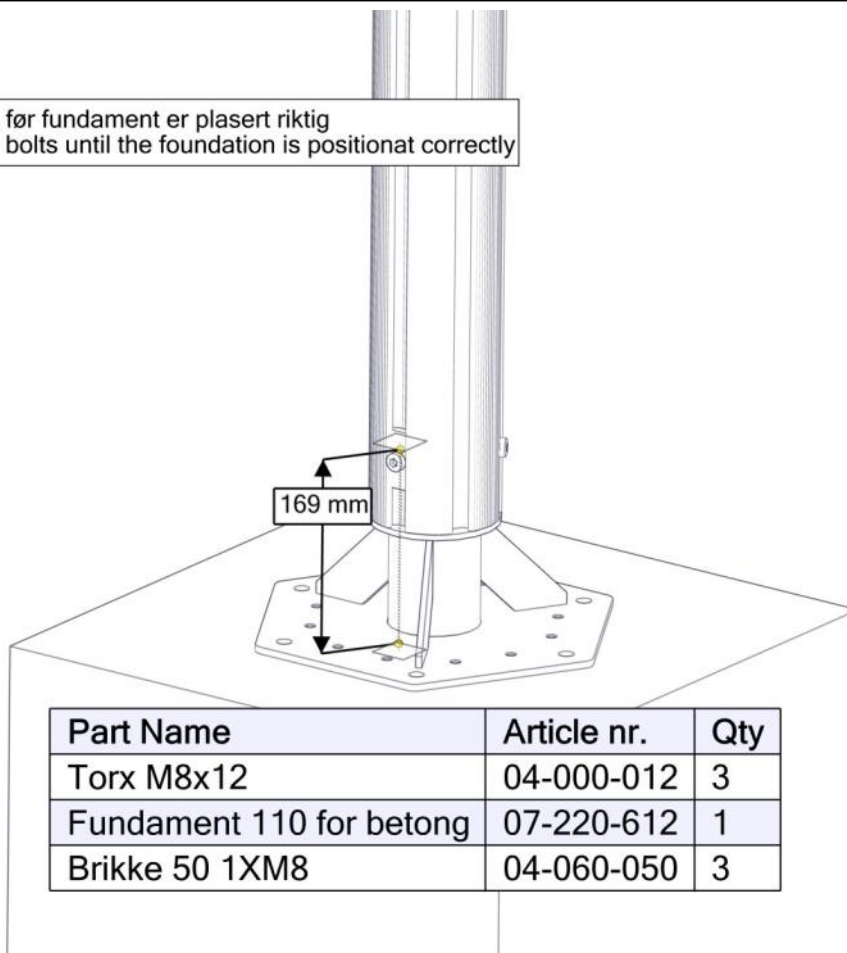
**Boltepakker for / Boltpackage for / Bultpaket för**

Sign. \_\_\_\_\_

Fundament 1x110 for betong 00-003-151K	Navn	Artnr/dimensjon	Ant	Lev
	Fundament 110 For betong L=120 Forsterket	07-220-612	1	
	Brikke 50 1xM8	04-060-050	3	
	Torx M8x16	04-000-016	3	

**Montering av lekeapparatet / Assembly instructions / Montering av lekredskapet**

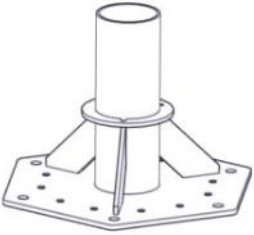
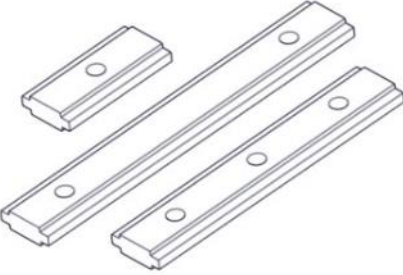

Ikke stram boltene før fundament er plasert riktig  
Do not tighten the bolts until the foundation is positioned correctly





**Boltepakker for / Boltpackage for / Bultpaket för**

Sign. \_\_\_\_\_

Fundament 1x110 for betong 00-003-151K	Navn	Artnr/dimensjon	Ant	Lev
	Fundament 110 For betong L=120 Forsterket	07-220-612	1	
	Brikke 50 1xM8	04-060-050	3	
	Torx M8x16	04-000-016	3	