

N**Monteringsanvisning****EN****Assembly Instructions****S****Monteringsanvisning**

Produkt nr. / Product no. / Produkt nr.

00-104-527K**Sort**

Ord. nr. _____

Dato. _____

Sign. _____

**søve**


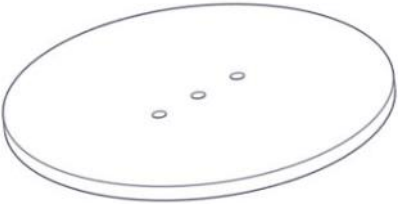


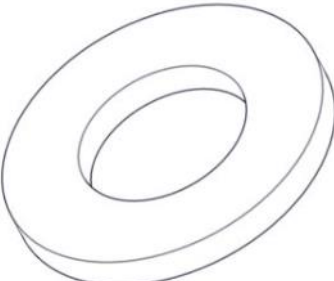
Søve AS
Grønnvoldveien 290
3830 Ulefoss - Norway
Tlf: +47 35 94 65 65
www.sove.no

**søve**


Søve AB
EA Rosengrensgatan 32
421 31 Västra Frölunda
Phone: +46 (0)31 773 97 00
www.sove.se

Boltepakker for / Boltpackage for / Bultpaket för

Sign. _____.

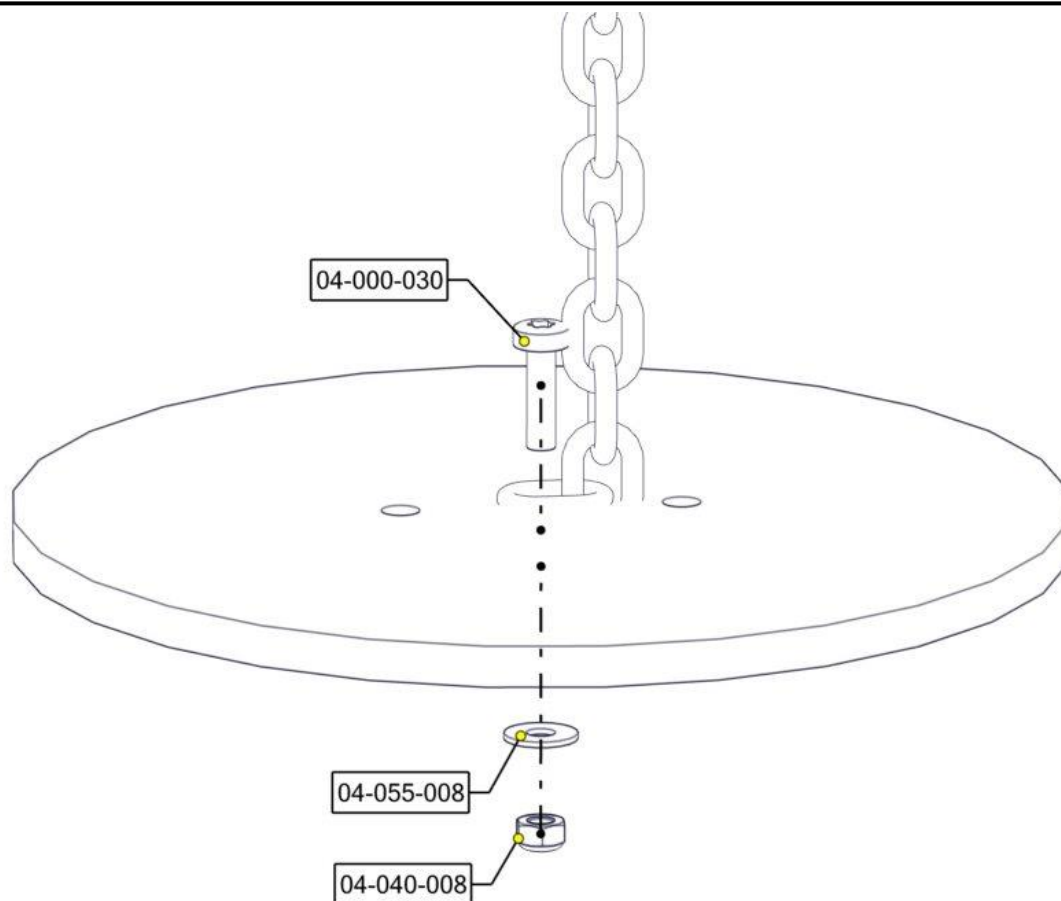
Klatretau m/grip 00-104-527K	Navn	Artnr/ dimensjon	Ant	Lev
	Klatretau m/grip Sort	00-104-527	1	
	Fundament plate	00-003-103	1	
	Torx M8 x 30	04-000-030	2	
	Låsemutter M8	04-040-008	2	
	Skive M8 Skive M8 Stor	04-050-008 04-055-008	1 1	

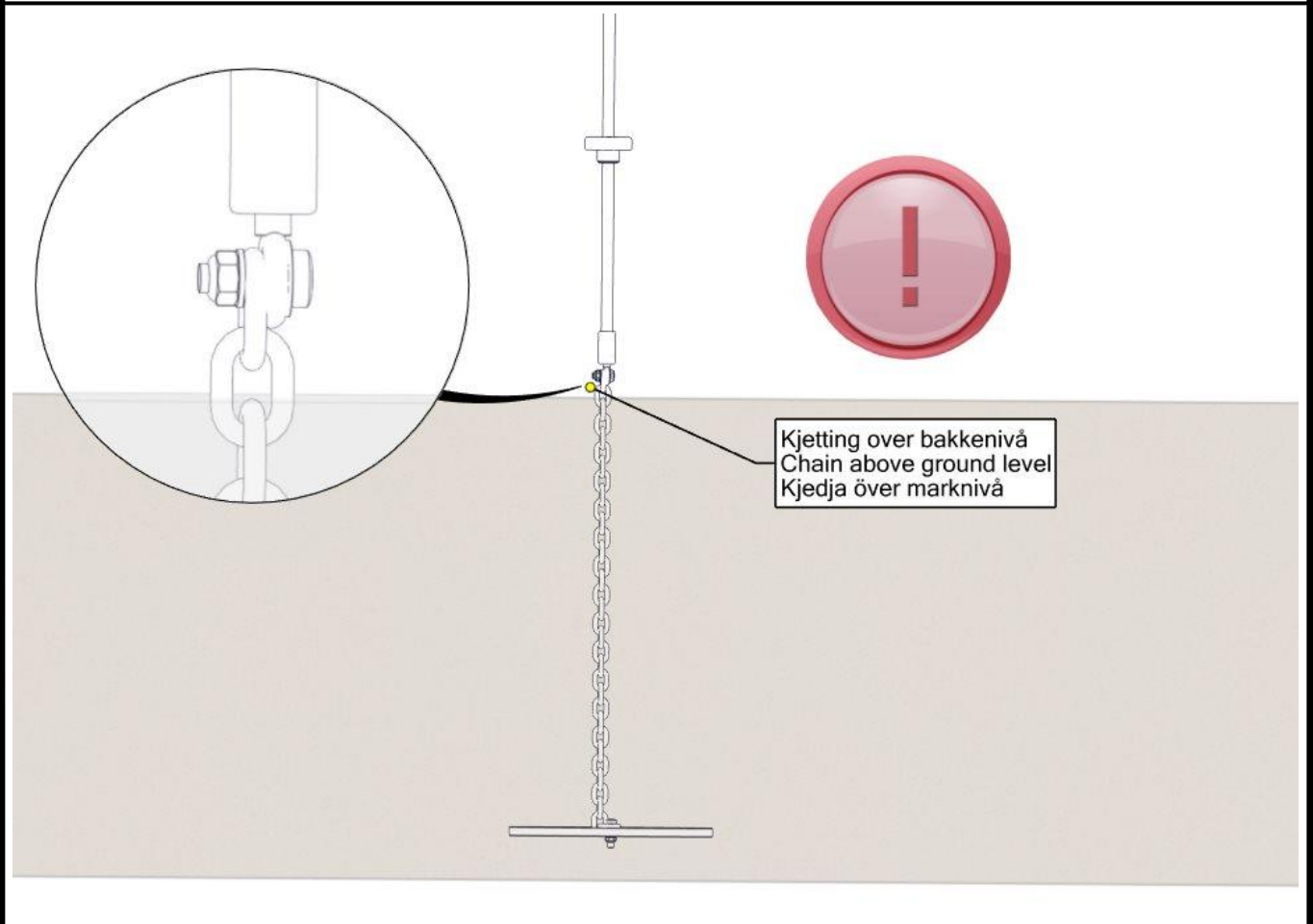
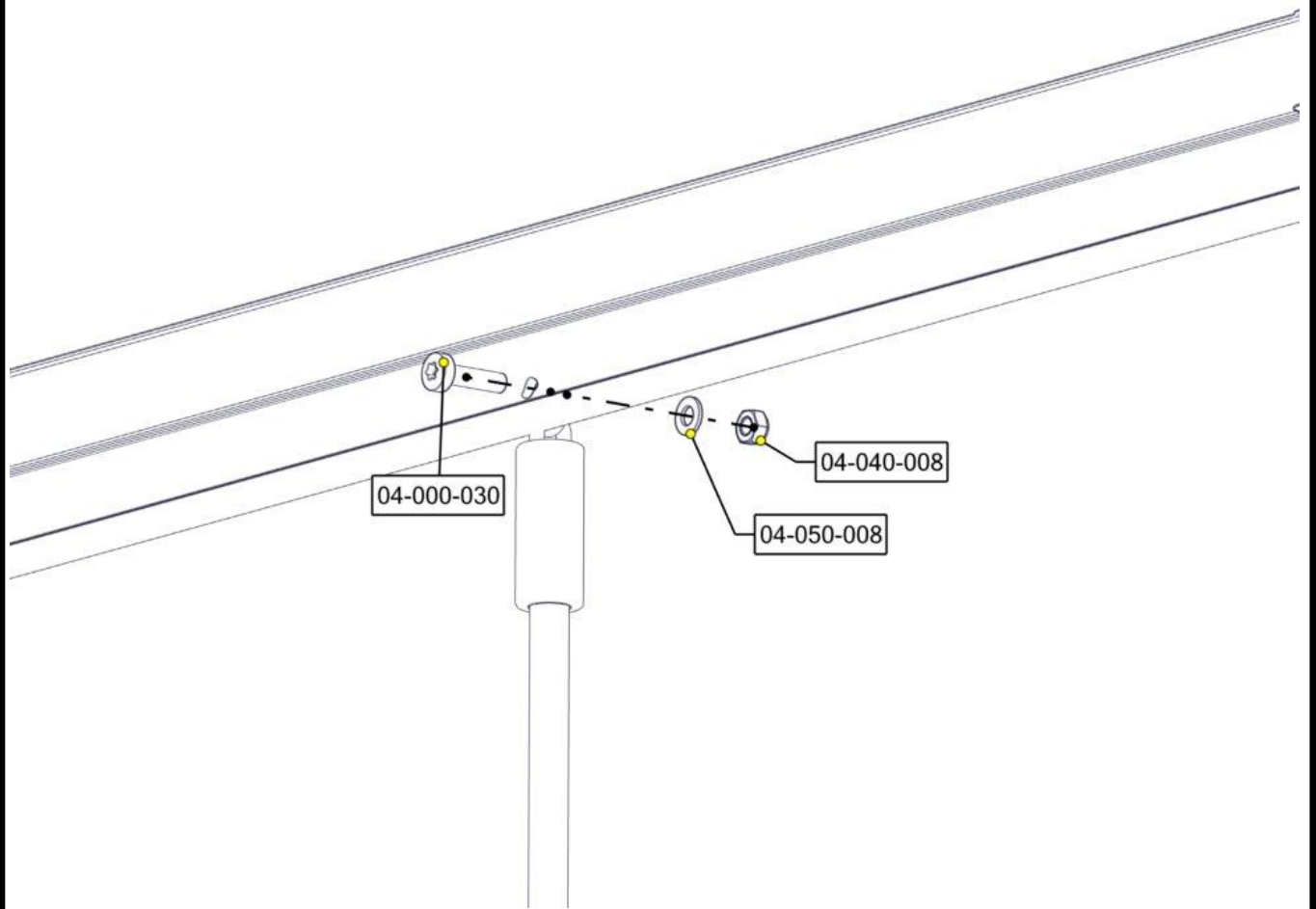
Montering av lekeapparatet / Assembly instructions / Montering av lekredskapet



Part Name	Article nr.	Qty
Låsemutter M8	04-040-008	2
Skive M8	04-050-008	1
Skive M8 stor	04-055-008	1


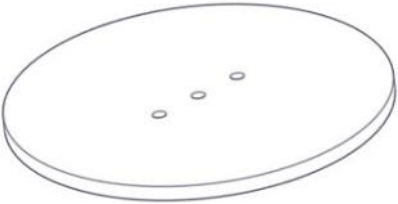


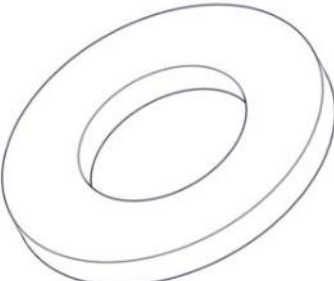
Part Name	Article nr.	Qty
Tau_mkladregrip_8-kant	00-104-527	1
Torx M8x30	04-000-030	2



Montering av lekeapparatet / Assembly instructions / Montering av lekredskapet

Boltepakker for / Boltpackage for / Bultpaket för

Sign. _____.

Klatretau m/grip 00-104-527K	Navn	Artnr/ dimensjon	Ant	Lev
	Klatretau m/grip Sort	00-104-527	1	
	Fundament plate	00-003-103	1	
	Torx M8 x 30	04-000-030	2	
	Låsemutter M8	04-040-008	2	
	Skive M8 Skive M8 Stor	04-050-008 04-055-008	1 1	