

**Monteringsanvisning****Assembly Instructions****Monteringsanvisning**


Produkt nr. / Product no. / Produkt nr.

00-400-802K**Sort**

Ord. nr. _____

Dato. _____

Sign. _____

**søve**


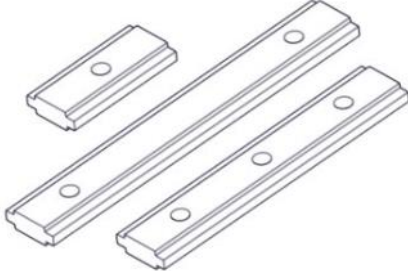

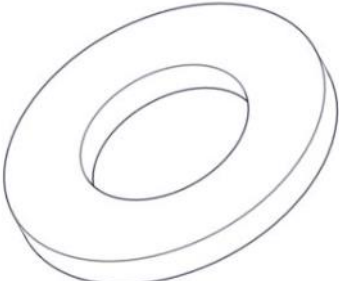
Søve AS
Grønnvoldveien 290
3830 Ulefoss - Norway
Tlf: +47 35 94 65 65
www.sove.no

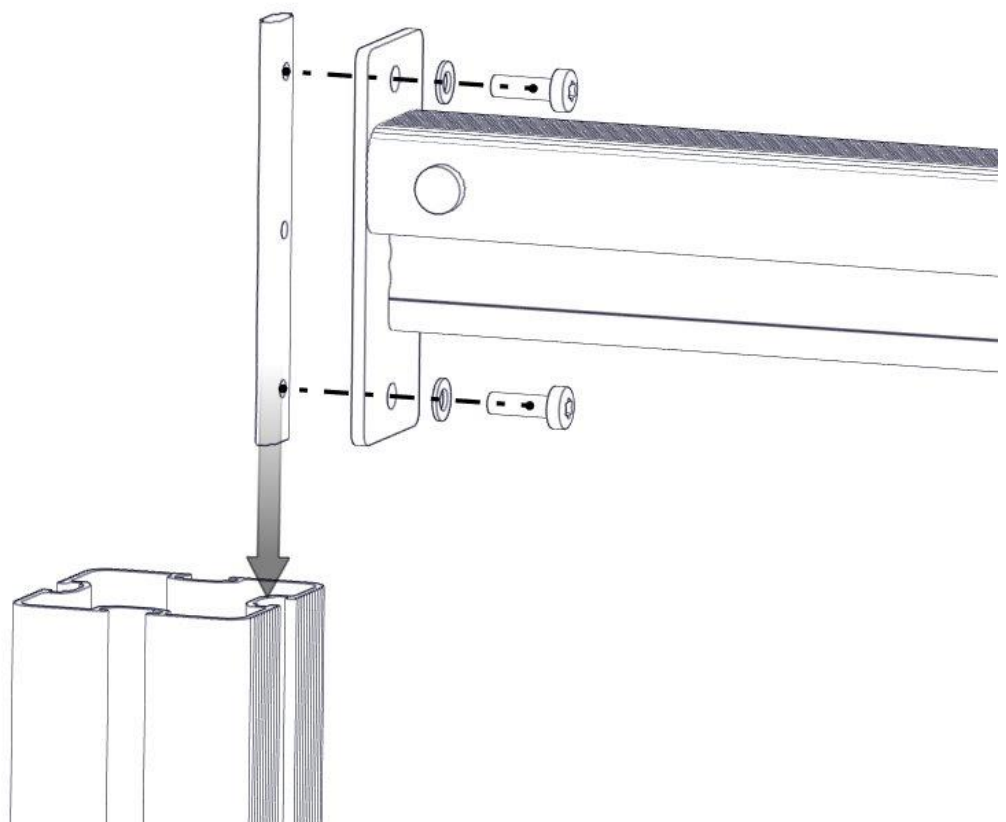
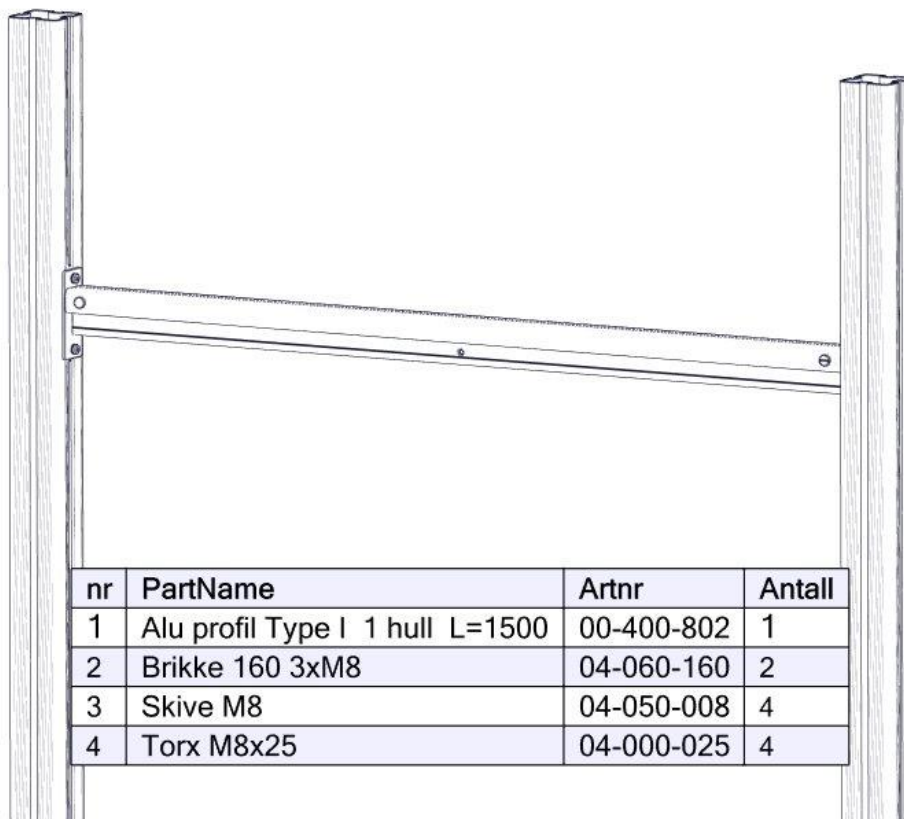
**søve**

Søve AB
EA Rosengrensgatan 32
421 31 Västra Frölunda
Phone: +46 (0)31 773 97 00
www.sove.se

Boltepakker for / Boltpackage for / Bultpaket för


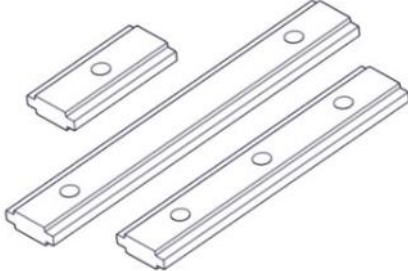

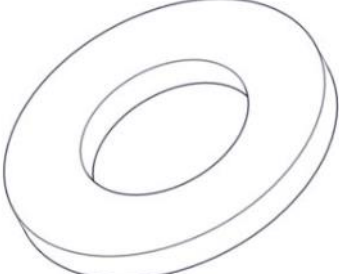
Sign. _____

Alu profil Type I 1 hull 00-400-802K	Navn	Artnr/ dimensjon	Ant	Lev
	Alu profil Type I L = 1500 1 hull Sort	00-400-802	1	
	Brikke 160 3xM8	04-060-160	2	
	Torx M8x25	04-000-025	4	
	Skive M8	04-050-008	4	

Montering av lekeapparatet / Assembly instructions / Montering av lekredskapet

Boltepakker for / Boltpackage for / Bultpaket för

Sign. _____

Alu profil Type I 1 hull 00-400-802K	Navn	Artnr/ dimensjon	Ant	Lev
	Alu profil Type I L = 1500 1 hull Sort	00-400-802	1	
	Brikke 160 3xM8	04-060-160	2	
	Torx M8x25	04-000-025	4	
	Skive M8	04-050-008	4	