

**Monteringsanvisning****Assembly Instructions****Monteringsanvisning**

Produkt nr. / Product no. / Produkt nr.


**00-400-818K**

Sort

Ord. nr. \_\_\_\_\_

Dato. \_\_\_\_\_

Sign. \_\_\_\_\_

**søve**



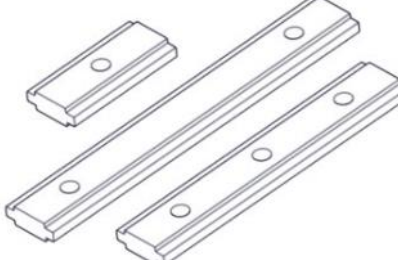
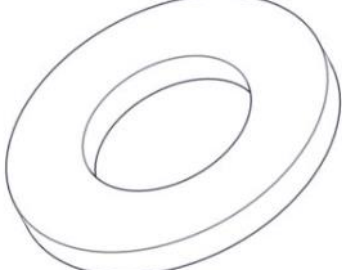
Søve AS  
Grønnvoldveien 290  
3830 Ulefoss - Norway  
Tlf: +47 35 94 65 65  
[www.sove.no](http://www.sove.no)

**søve**

Søve AB  
EA Rosengrensgatan 32  
421 31 Västra Frölunda  
Phone: +46 (0)31 773 97 00  
[www.sove.se](http://www.sove.se)

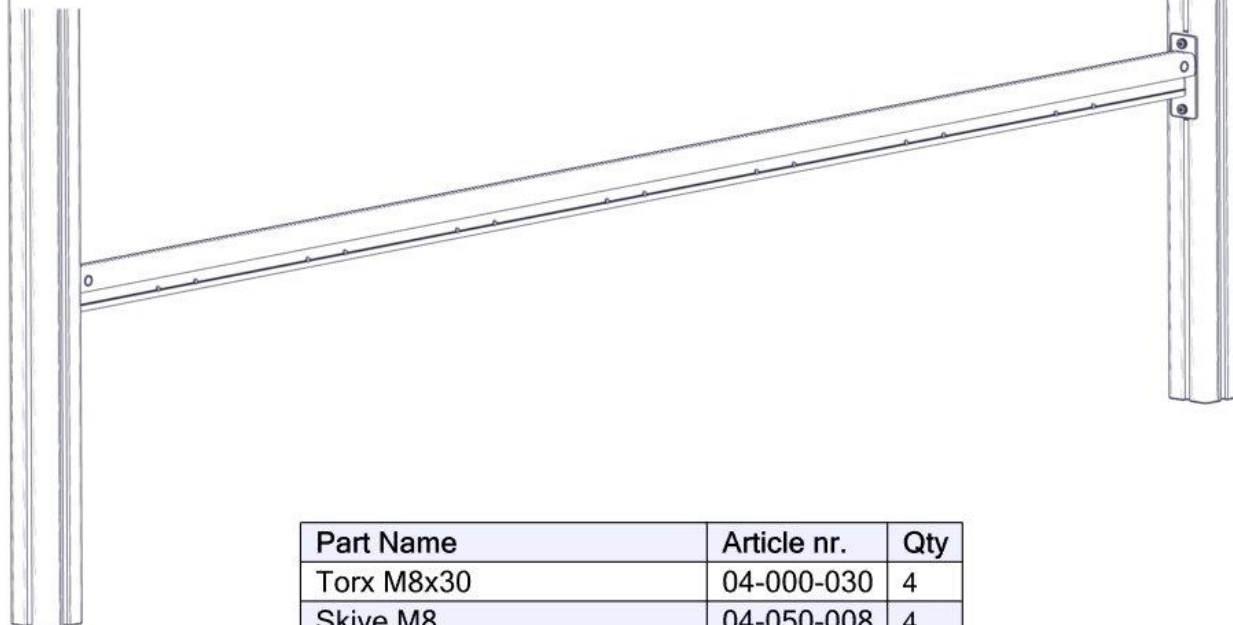
**Boltepakker for / Boltpackage for / Bultpaket för**

Sign. \_\_\_\_\_

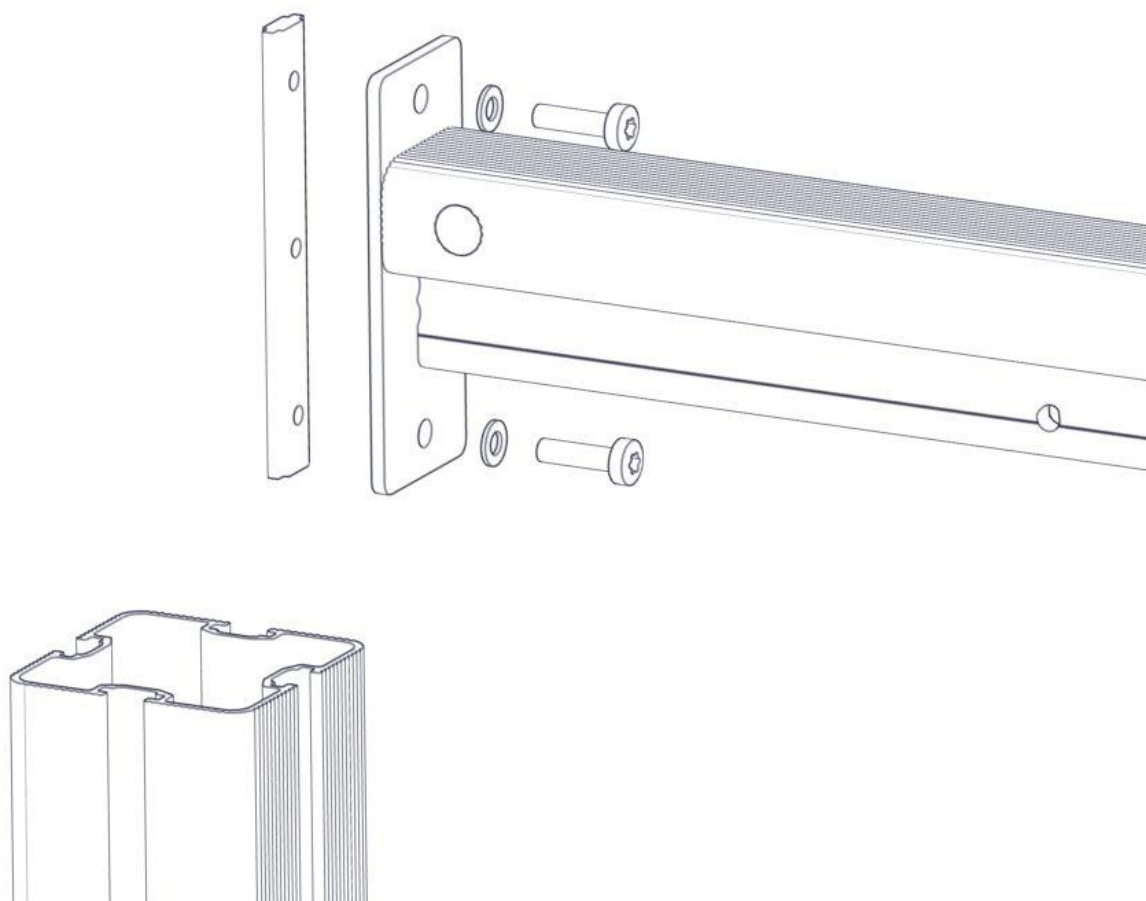
Drager 7 håndtakk 00-400-818K	Navn	Artnr/dimensjon	Ant	Lev
	Alu profil Type I, L=3000 7x handtak Sort	00-400-818	1	
	Torx M8x30	04-000-030	4	
	Brikke 160 3xM8	04-060-160	2	
	Skive M8	04-050-008	4	

## Montering av lekeapparatet / Assembly instructions / Montering av lekredskapet

Se på hovedmontering for posisjon  
 Look at main assembly for position  
 Titta på hovudmontering för position





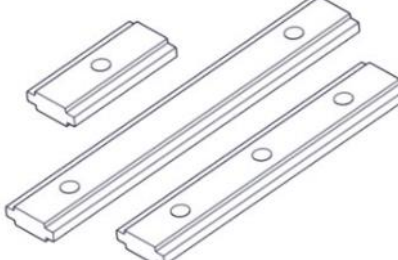
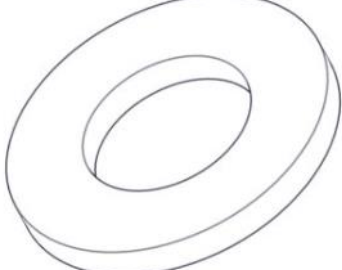
Part Name	Article nr.	Qty
Torx M8x30	04-000-030	4
Skive M8	04-050-008	4
Drager L=3000 for 7 handtak	00-400-818	1
Brikke 160 3xM8	04-060-160	2





**Boltepakker for / Boltpackage for / Bultpaket för**

Sign. \_\_\_\_\_

Drager 7 håndtakk 00-400-818K	Navn	Artnr/dimensjon	Ant	Lev
	Alu profil Type I, L=3000 7x handtak Sort	00-400-818	1	
	Torx M8x30	04-000-030	4	
	Brikke 160 3xM8	04-060-160	2	
	Skive M8	04-050-008	4	