

N**Monteringsanvisning****EN****Assembly Instructions****S****Monteringsanvisning**


Produkt nr. / Product no. / Produkt nr.

02-001-023K**Trestruktur / Grå**

Ord. nr. _____

Dato. _____

Sign. _____

**søve**

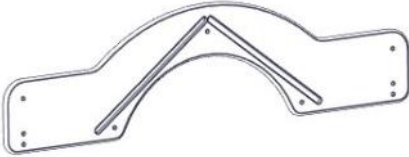


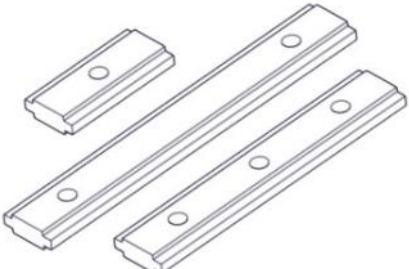

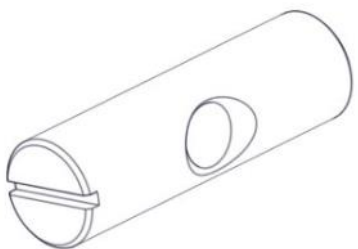
Søve AS
Grønnvoldveien 290
3830 Ulefoss - Norway
Tlf: +47 35 94 65 65
www.sove.no

**søve**

Søve AB
EA Rosengrensgatan 32
421 31 Västra Frölunda
Phone: +46 (0)31 773 97 00
www.sove.se


Boltepakker for / Boltpackage for / Bultpaket för

Sign. _____


Tunnel krypetak 02-001-023K	Navn	Artnr/ dimensjon	Ant	Lev
	Tunnel krypetak endeplate 1130 x 283 Grå	02-001-022	2	
	Tunnel krypetak takplate 1970 x 385 Trestruktur	02-001-023	2	
	Tunnel krypetak sperrerør L=1950 Sort	02-001-024	3	
	Brikke 120 3xM8	04-060-120	4	
	Torx M8x45 Torx M8x35	04-000-045 04-000-035	6 8	
	Hylsemutter Ø12 x 40 1xM8	04-019-040	6	

Boltepakker for / Boltpackage for / Bultpaket för

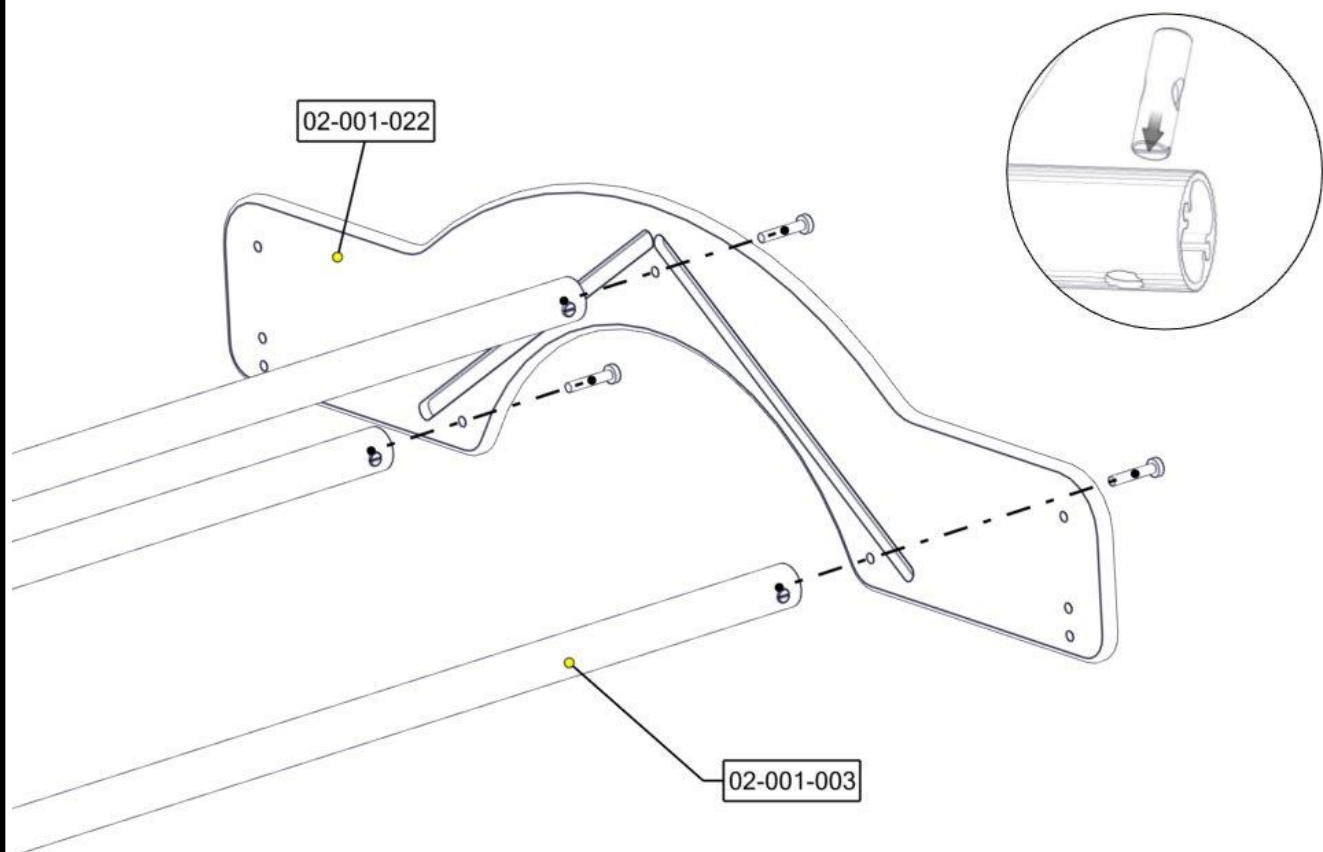
Sign. _____.

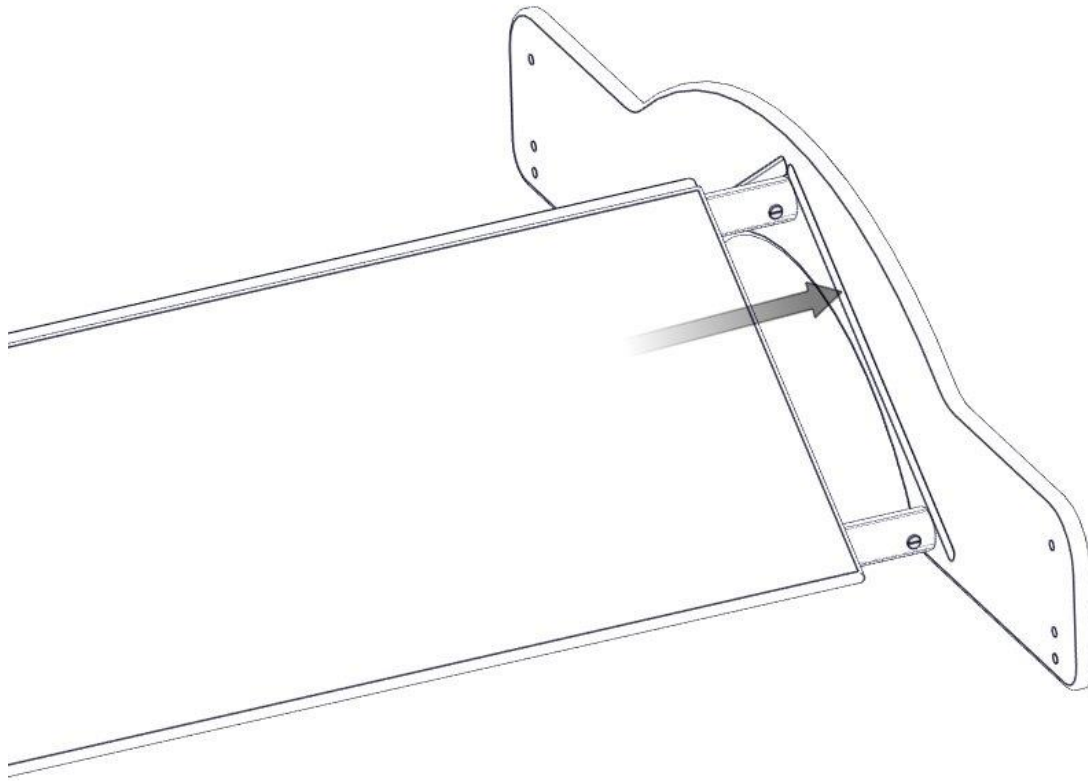
Tunnel krypetak 02-001-023K	Navn	Artnr/ dimensjon	Ant	Lev
	Plugg	04-090-002	4	

Montering av lekeapparatet / Assembly instructions / Montering av lekredskapet

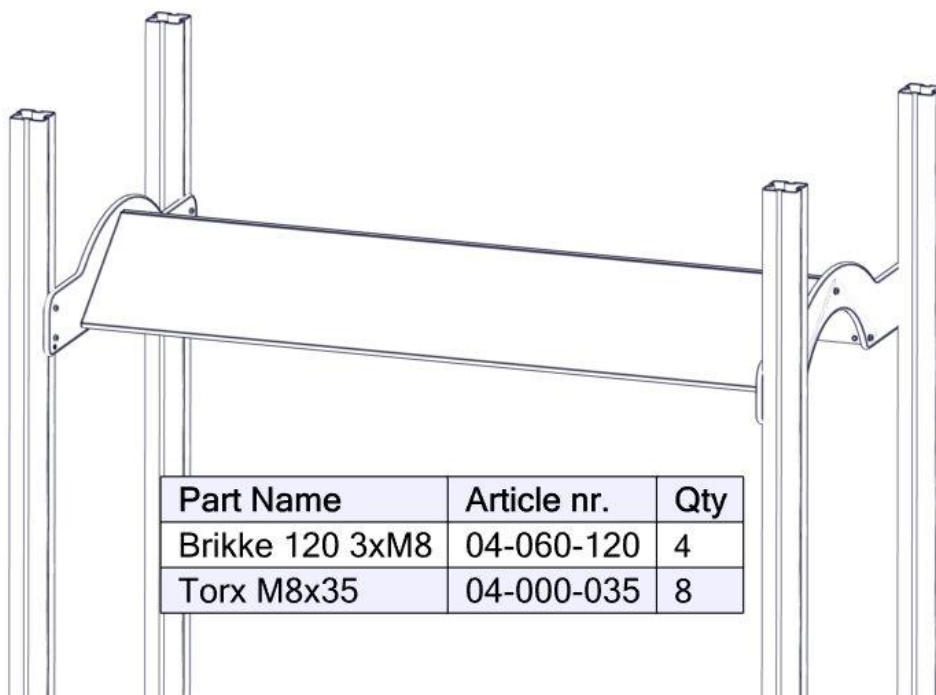


Part Name	Article nr.	Qty
Tunnel krypetak endeplate 1130x283	02-001-022	2
Hylsemutter Ø12x40 1xM8	04-019-040	6
Tunnel krypetak sperrerør L=1950	02-001-024	3
Tunnel krypetak takplate 1970x385	02-001-023	2
Torx M8x45	04-000-045	6



Montering av lekeapparatet / Assembly instructions / Montering av lekredskapet

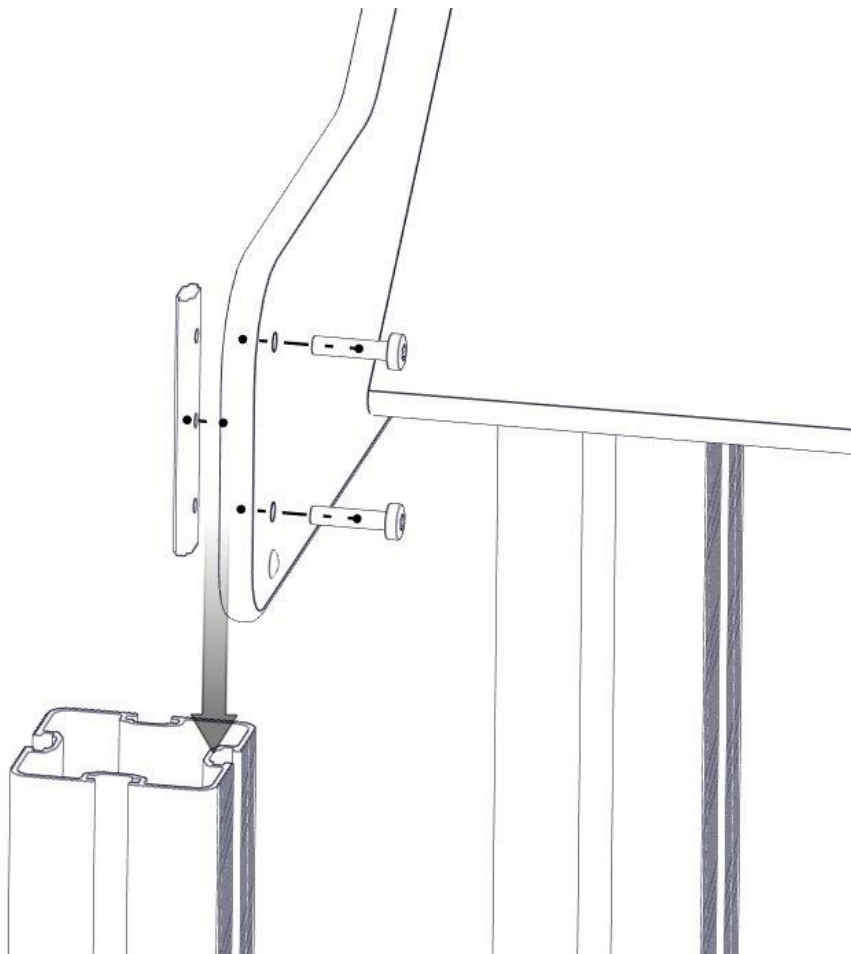
Se på hovedmontering for posisjon
Look at main assembly for position
Titta på hovudmontering för position



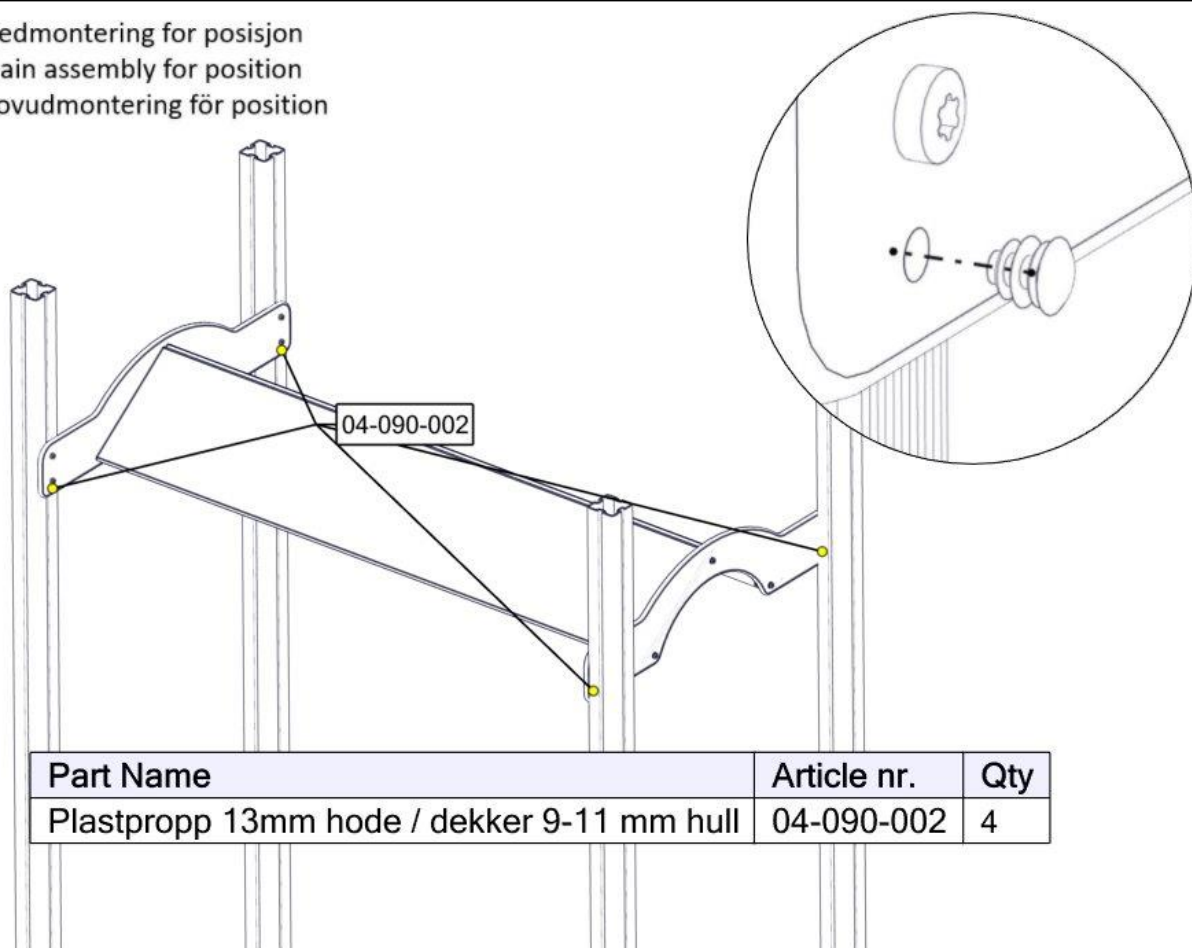
Part Name	Article nr.	Qty
Brikke 120 3xM8	04-060-120	4
Torx M8x35	04-000-035	8

Montering av lekeapparatet / Assembly instructions / Montering av lekredskapet




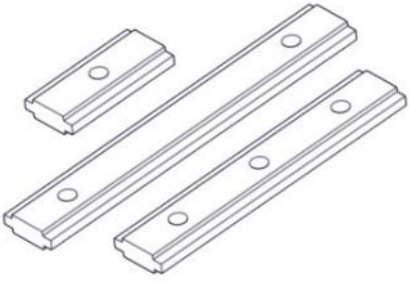

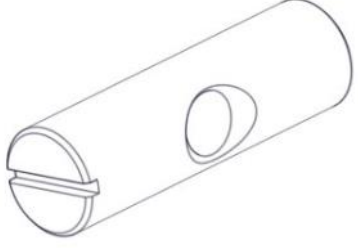
Se på hovedmontering for posisjon
 Look at main assembly for position
 Titta på hovudmontering för position



Se på hovedmontering for posisjon
 Look at main assembly for position
 Titta på hovudmontering för position




Part Name	Article nr.	Qty
Plastpropp 13mm hode / dekker 9-11 mm hull	04-090-002	4

Boltepakker for / Boltpackage for / Bultpaket för		Sign. _____		
Tunnel krypetak 02-001-023K	Navn	Artnr/ dimensjon	Ant	Lev
	Tunnel krypetak endeplate 1130 x 283 Grå	02-001-022	2	
	Tunnel krypetak takplate 1970 x 385 Trestruktur	02-001-023	2	
	Tunnel krypetak sperrerør L=1950 Sort	02-001-024	3	
	Brikke 120 3xM8	04-060-120	4	
	Torx M8x45 Torx M8x35	04-000-045 04-000-035	6 8	
	Hylsemutter Ø12 x 40 1xM8	04-019-040	6	

Boltepakker for / Boltpackage for / Bultpaket för

Sign. _____.

Tunnel krypetak 02-001-023K	Navn	Artnr/ dimensjon	Ant	Lev
	Plugg	04-090-002	4	

Revidert

02-07-2020

SV

Endret artikkelnummer på «tunnel krypetak sperrerør»