

N**Monteringsanvisning****EN****Assembly Instructions****S****Monteringsanvisning**

Produkt nr. / Product no. / Produkt nr.

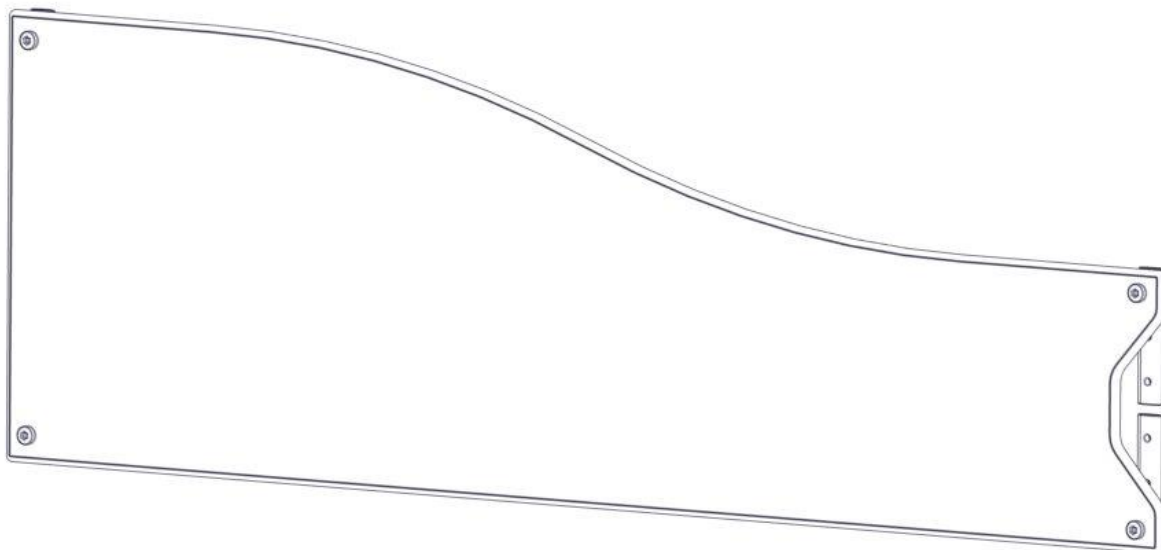
06-200-241K

Trestruktur

Ord. nr. _____

Dato. _____

Sign. _____





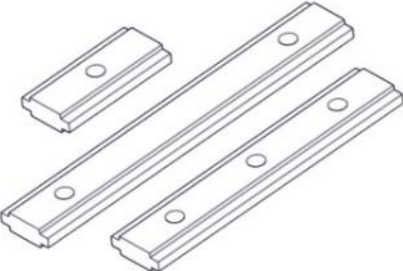
Søve AS
Grønnvoldveien 290
3830 Ulefoss - Norway
Tlf: +47 35 94 65 65
www.sove.no




Søve AB
EA Rosengrensgatan 32
421 31 Västra Frölunda
Phone: +46 (0)31 773 97 00
www.sove.se

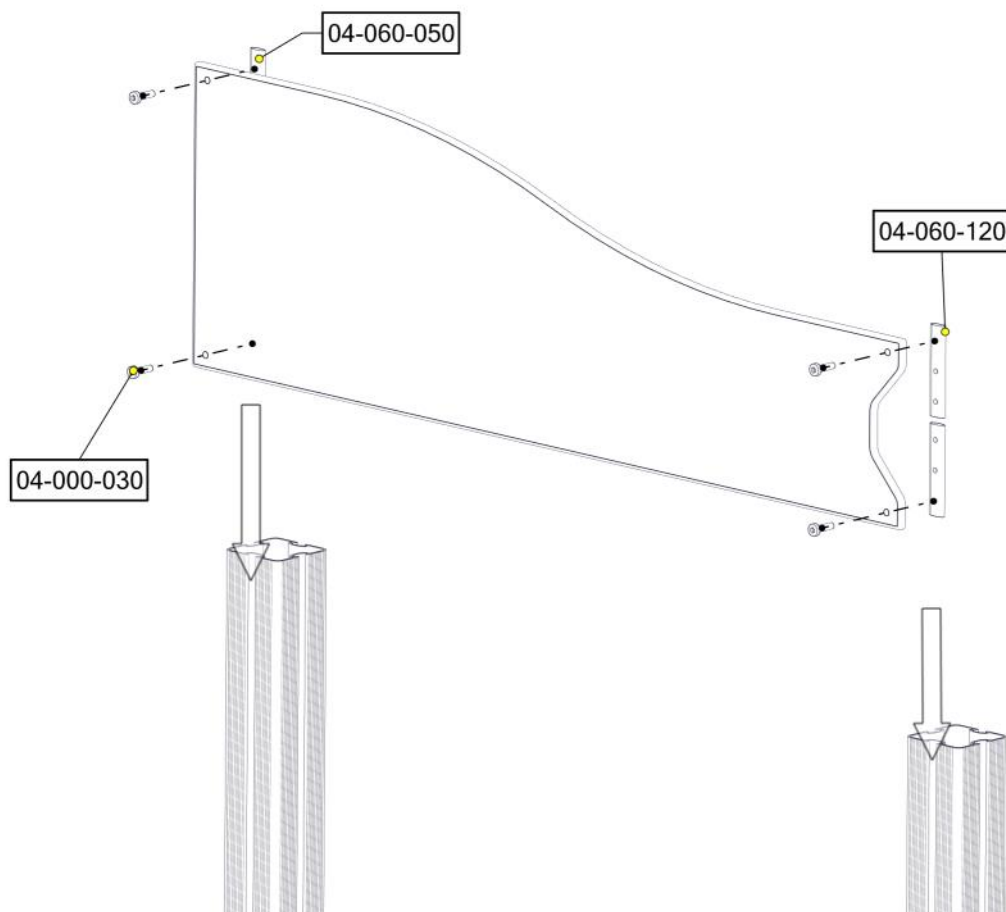
Boltepakker for / Boltpackage for / Bultpaket för

Sign. _____

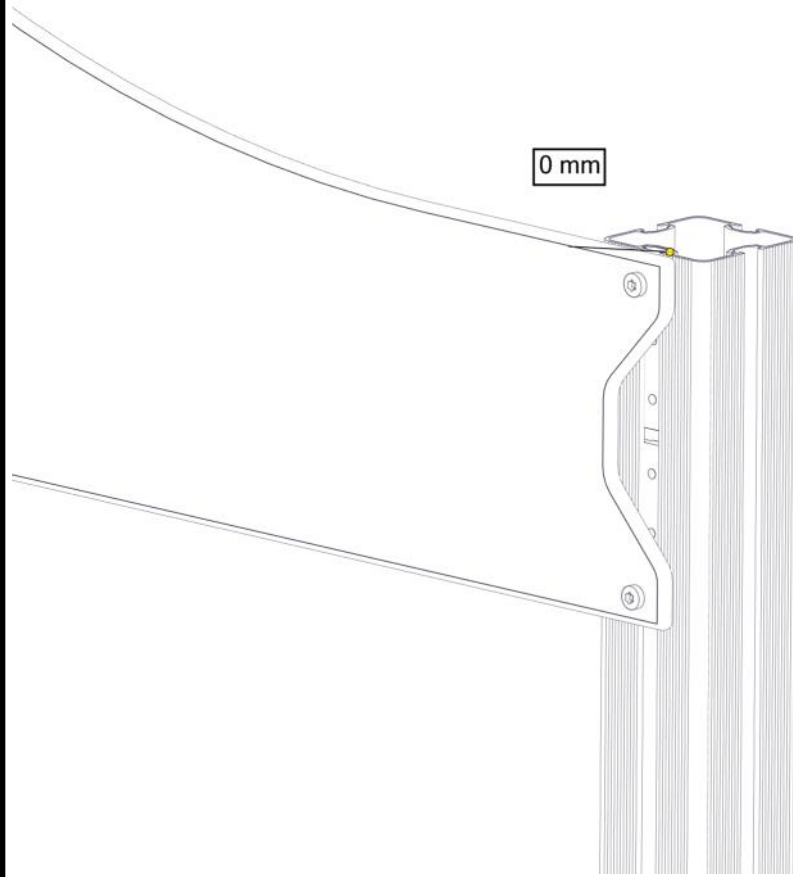
Vegg 400 rett/250 female 06-200-241K	Navn	Artnr/dimensjon	Ant	Lev
	Vegg 400 rett/250 female 1250 x 250/400 Trestruktur	06-200-241	1	
	Torx M8x30	04-000-030	4	
	Brikke 50 1xM8 Brikke 120 3xM8	04-060-050 04-060-120	2 2	

Montering av lekeapparatet / Assembly instructions / Montering av lekredskapet

PartName	Artnr	Antall
Brikke 50 1XM8	04-060-050	2
Brikke 120 3xM8	04-060-120	2
Torx M8x30	04-000-030	4
Vegg sandkasse 400-250	06-200-241	1



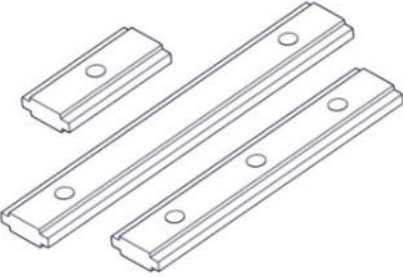


Montering av lekeapparatet / Assembly instructions / Montering av lekredskapet



Boltepakker for / Boltpackage for / Bultpaket för

Sign. _____

Vegg 400 rett/250 female 06-200-241K	Navn	Artnr/dimensjon	Ant	Lev
	Vegg 400 rett/250 female 1250 x 250/400 Trestruktur	06-200-241	1	
	Torx M8x30	04-000-030	4	
	Brikke 50 1xM8 Brikke 120 3xM8	04-060-050 04-060-120	2 2	