

**N****Monteringsanvisning****EN****Assembly Instructions****S****Monteringsanvisning**

Produkt nr. / Product no. / Produkt nr.

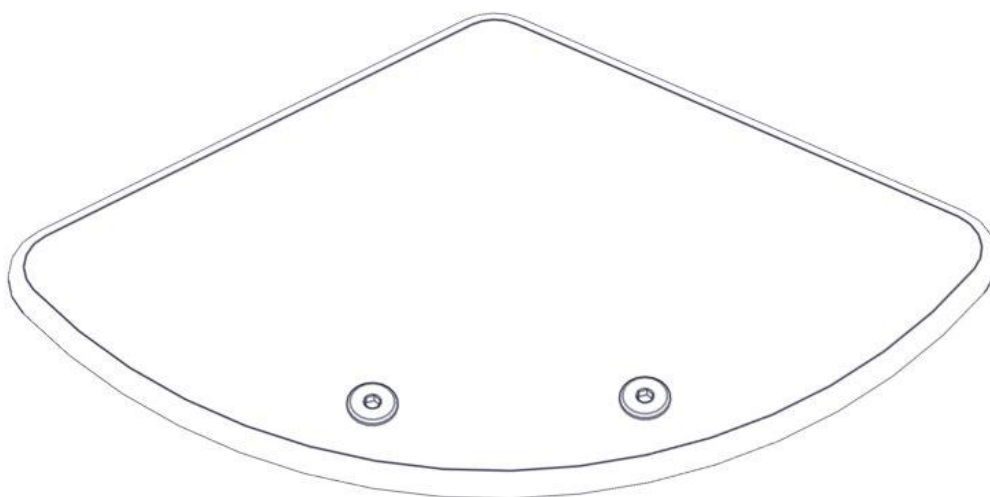
**06-200-303K**

Vibrant Green

Ord. nr. \_\_\_\_\_

Dato. \_\_\_\_\_

Sign. \_\_\_\_\_




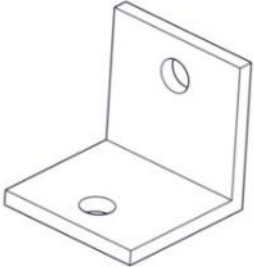
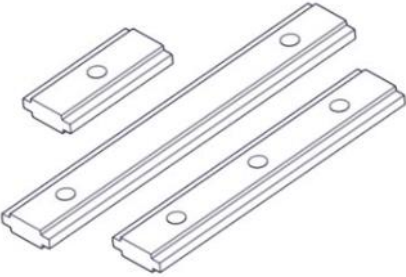



Søve AS  
Grønnvoldveien 290  
3830 Ulefoss - Norway  
Tlf: +47 35 94 65 65  
[www.sove.no](http://www.sove.no)



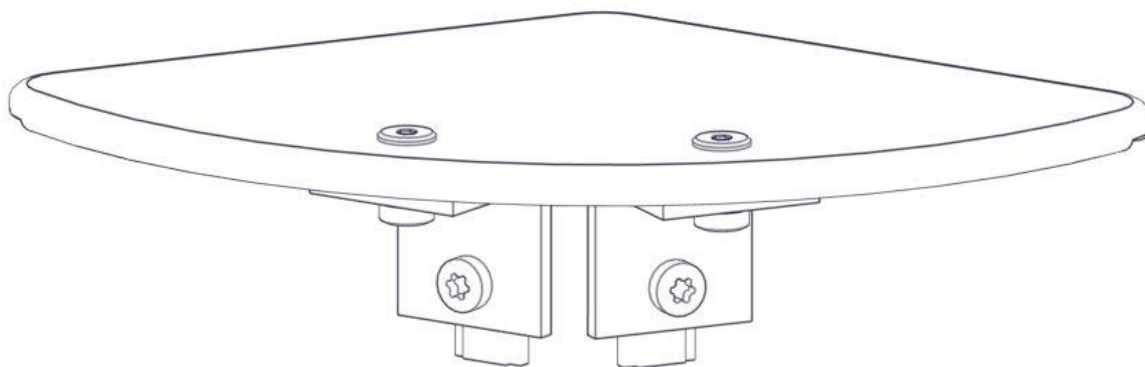
Søve AB  
EA Rosengrensgatan 32  
421 31 Västra Frölunda  
Phone: +46 (0)31 773 97 00  
[www.sove.se](http://www.sove.se)

**Boltepakker for / Boltpackage for / Bultpaket för**

Sign. \_\_\_\_\_.

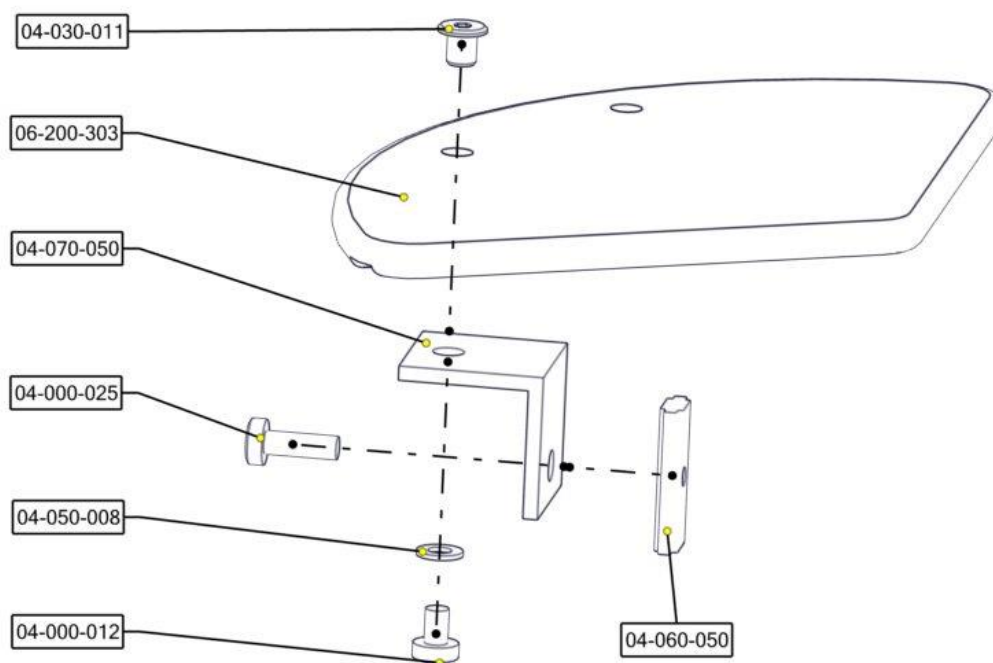
Seteplate 120 grader 06-200-303K	Navn	Artnr/dimensjon	Ant	Lev
	Seteplate 120 grader Vibrant Green	06-200-303	1	
	Vinkel 50x50x50x5 11mm hull	04-070-050	2	
	Brikke 50 1xM8	04-060-050	2	
	Møbelknapp M8x11	04-030-011	2	
	Skive M8	04-050-008	2	
	Torx M8x12 Torx M8x25	04-000-012 04-000-025	2 2	

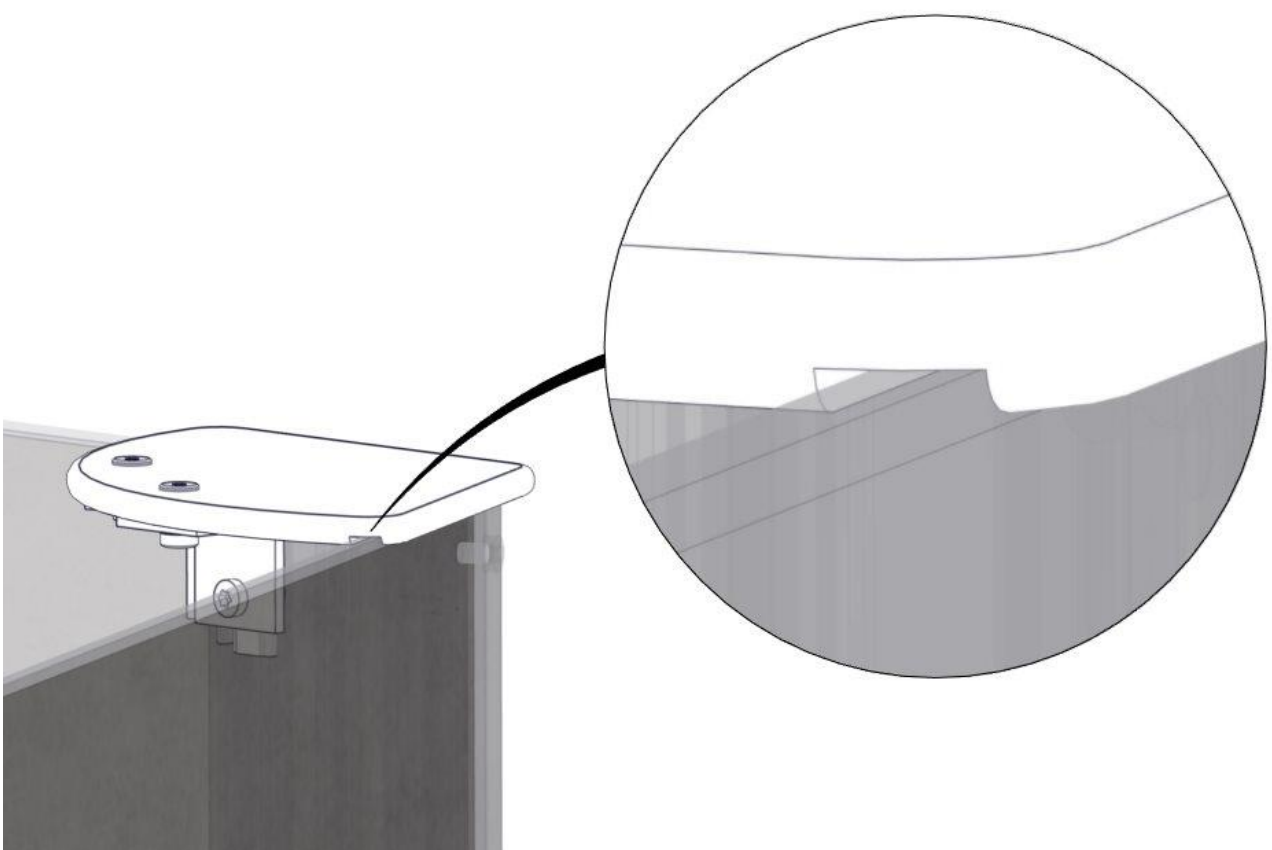
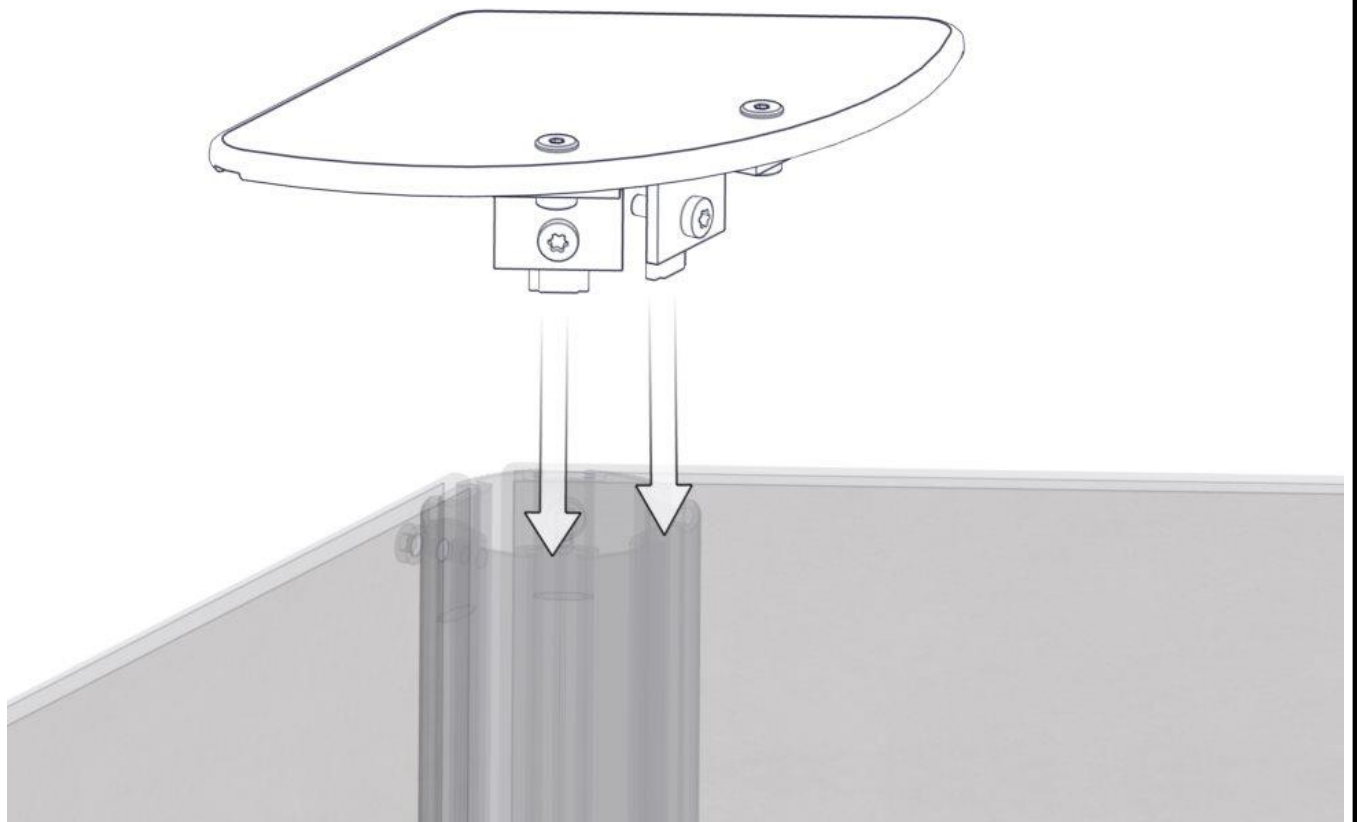
## Montering av lekeapparatet / Assembly instructions / Montering av lekredskapet



Part Name	Article nr.	Qty
Vinkel 50x50x50x5 11mm hull	04-070-050	2
Brikke 50 1XM8	04-060-050	2
Møbelknapp M8x11	04-030-011	2
Seteplate_sandkasse_120	06-200-303	1


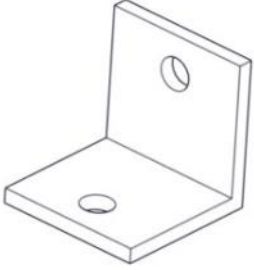
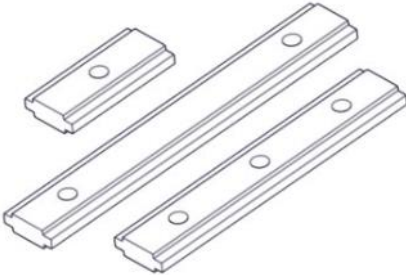



Part Name	Article nr.	Qty
Skive M8	04-050-008	2
Torx M8x12	04-000-012	2
Torx M8x25	04-000-025	2



**Montering av lekeapparatet / Assembly instructions / Montering av lekredskapet**

**Boltepakker for / Boltpackage for / Bultpaket för**

Sign. \_\_\_\_\_

Seteplate 120 grader 06-200-303K	Navn	Artnr/dimensjon	Ant	Lev
	Seteplate 120 grader Vibrant Green	06-200-303	1	
	Vinkel 50x50x50x5 11mm hull	04-070-050	2	
	Brikke 50 1xM8	04-060-050	2	
	Møbelknapp M8x11	04-030-011	2	
	Skive M8	04-050-008	2	
	Torx M8x12 Torx M8x25	04-000-012 04-000-025	2 2	