

**N****Monteringsanvisning****EN****Assembly Instructions****S****Monteringsanvisning**


Produkt nr. / Product no. / Produkt nr.

**07-200-193K****Sort**

Ord. nr. \_\_\_\_\_

Dato. \_\_\_\_\_


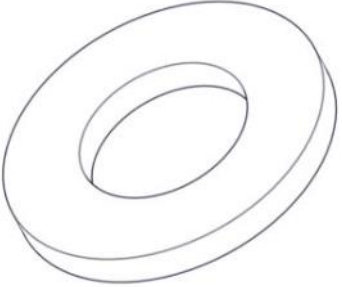
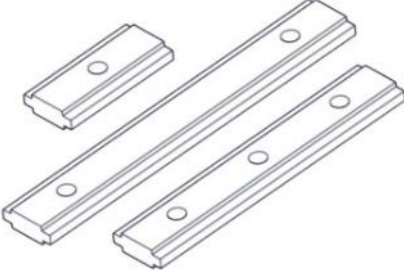
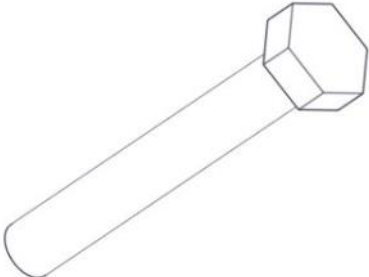

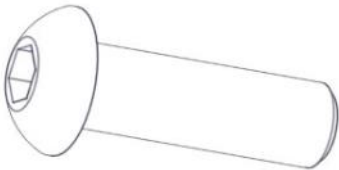
Sign. \_\_\_\_\_

**søve**

Søve AS  
Grønnvoldveien 290  
3830 Ulefoss - Norway  
Tlf: +47 35 94 65 65  
[www.sove.no](http://www.sove.no)



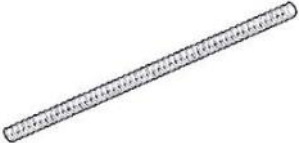
**søve**

Søve AB  
EA Rosengrensgatan 32  
421 31 Västra Frölunda  
Phone: +46 (0)31 773 97 00  
[www.sove.se](http://www.sove.se)

<b>Boltepakker for / Boltpackage for / Bultpaket för</b>		Sign. _____		
<b>Overligger + stang, trening Sort 07-200-193K</b>	<b>Navn</b>	<b>Artnr/dimensjon</b>	<b>Ant</b>	<b>Lev</b>
	Overligger buet pole- stang  Sort	07-200-193	1	
	Skive M8  Skive M12	04-050-008  04-050-012	12  1	
	Brikke 200 2xM8	04-060-200	2	
	Sekskant M8x35  Sekskant M8x20	04-008-035  04-008-020	4  8	
	Beslag 0gr L=200 6hull	07-150-027	2	
	Unbrako linsehode M12x45	04-038-030	1	


**Boltepakker for / Boltpackage for / Bultpaket för**

Sign. \_\_\_\_\_

Overligger + stang, trening Sort 07-200-193K	Navn	Artnr/dimensjon	Ant	Lev
	Polestang  Sort	07-200-195	1	
	Avstandsskive Ø88 Sort	04-210-012	1	
	Armering til stolpe	03-191-013	2	

## Montering av lekeapparatet / Assembly instructions / Montering av lekredskapet

Se på hovedmontering for posisjon  
 Look at main assembly for position  
 Titta på hovudmontering för position

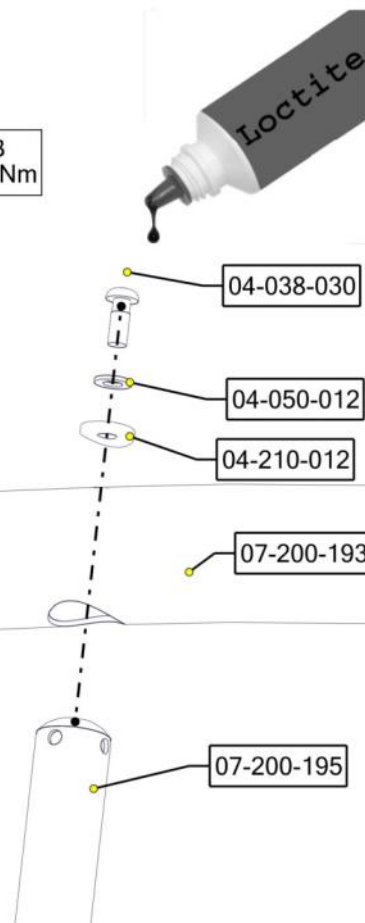


Part Name	Article nr.	Qty
Unbrako skrue M12x30 linse hode	04-038-030	1
Skive M12	04-050-012	1
Skive M8	04-050-008	12
Sekskant M8x35	04-008-035	4
Sekskant M8x20	04-008-020	8

Part Name	Article nr.	Qty
SaddleWasher_88	04-210-012	1
Polestang_inkl_hylse	07-200-195	1
Overligger buet for polestang	07-200-193	1
Brikke 200 2xM8	04-060-200	2

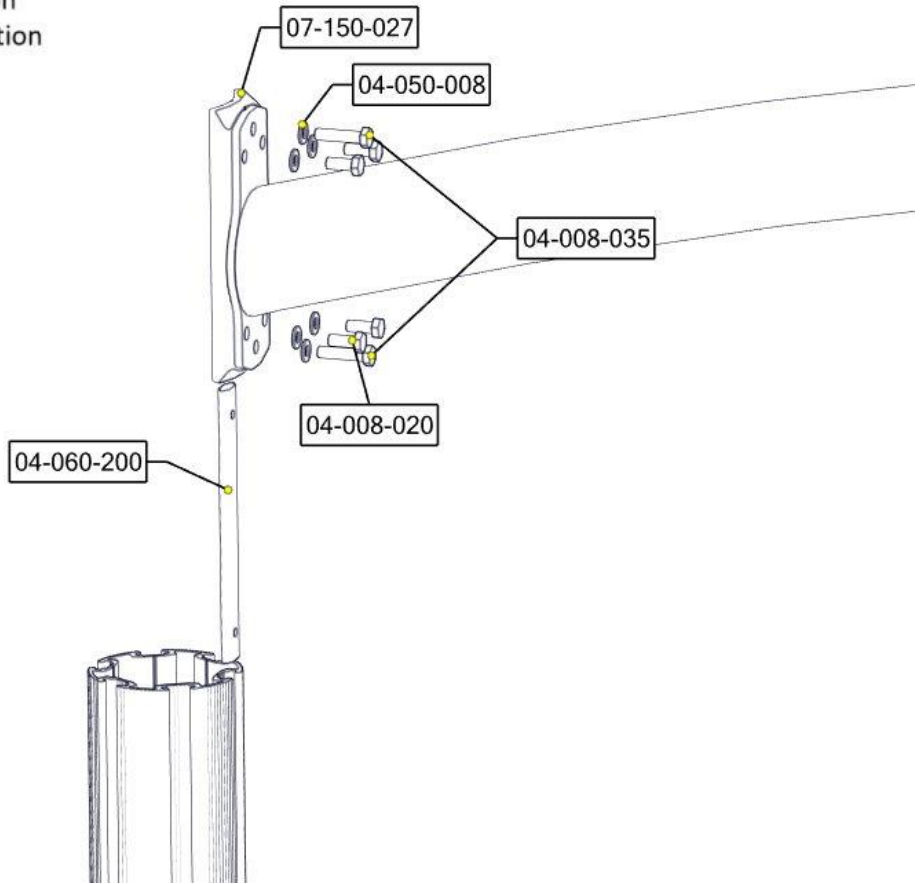
Se på hovedmontering for posisjon  
 Look at main assembly for position  
 Titta på hovudmontering för position

NB  
30Nm

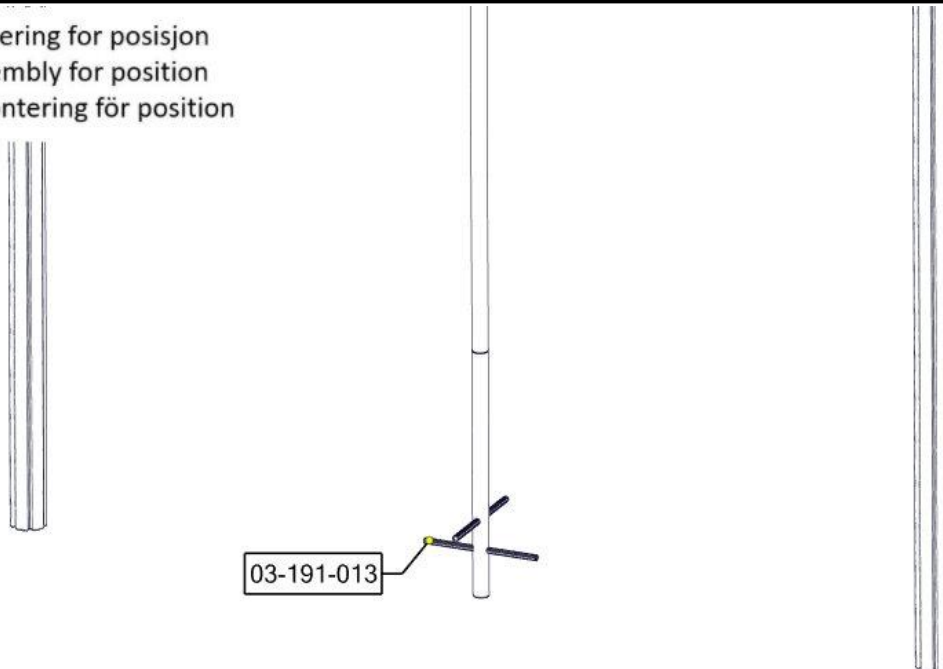


**Montering av lekeapparatet / Assembly instructions / Montering av lekredskapet**

Se på hovedmontering for posisjon  
 Look at main assembly for position  
 Titta på hovudmontering för position


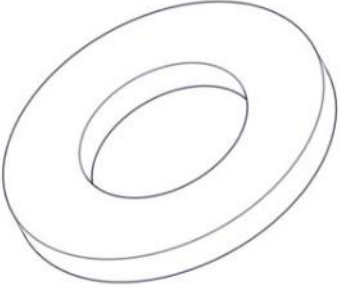
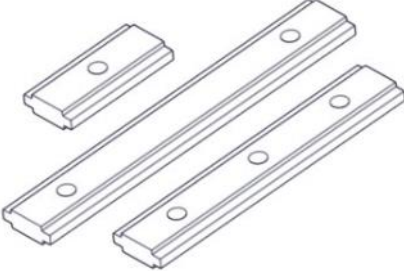
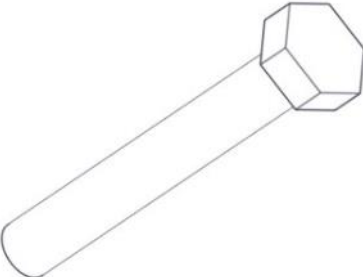

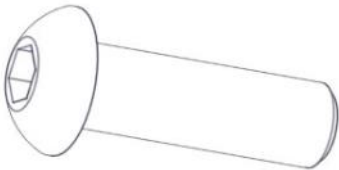


Se på hovedmontering for posisjon  
 Look at main assembly for position  
 Titta på hovudmontering för position





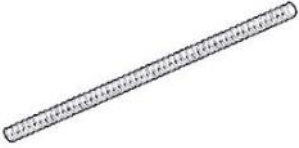
Part Name	Article nr.	Qty
Armering	03-191-013	2



<b>Boltepakker for / Boltpackage for / Bultpaket för</b>		Sign. _____		
<b>Overligger + stang, trening Sort 07-200-193K</b>	<b>Navn</b>	<b>Artnr/dimensjon</b>	<b>Ant</b>	<b>Lev</b>
	Overligger buet pole- stang  Sort	07-200-193	1	
	Skive M8  Skive M12	04-050-008  04-050-012	12  1	
	Brikke 200 2xM8	04-060-200	2	
	Sekskant M8x35  Sekskant M8x20	04-008-035  04-008-020	4  8	
	Beslag 0gr L=200 6hull	07-150-027	2	
	Unbrako linsehode M12x45	04-038-030	1	

**Boltepakker for / Boltpackage for / Bultpaket för**

Sign. \_\_\_\_\_

Overligger + stang, trening Sort 07-200-193K	Navn	Artnr/dimensjon	Ant	Lev
	Polestang  Sort	07-200-195	1	
	Avstandsskive Ø88 Sort	04-210-012	1	
	Armering til stolpe	03-191-013	2	