


**Monteringsanvisning****Assembly Instructions****Monteringsanvisning**


Produkt nr. / Product no. / Produkt nr.

**07-200-215K****Grønn**

Ord. nr. \_\_\_\_\_

Dato. \_\_\_\_\_


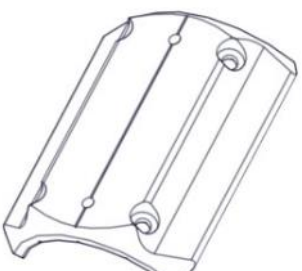
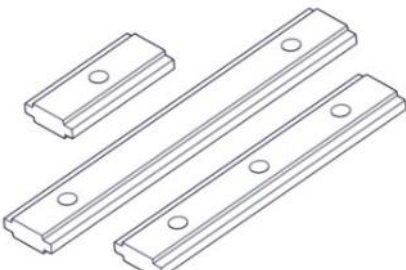

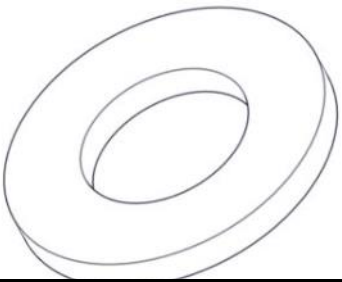
Sign. \_\_\_\_\_

**søve**

Søve AS  
Grønnvoldveien 290  
3830 Ulefoss - Norway  
Tlf: +47 35 94 65 65  
[www.sove.no](http://www.sove.no)

**søve**

Søve AB  
EA Rosengrensgatan 32  
421 31 Västra Frölunda  
Phone: +46 (0)31 773 97 00  
[www.sove.se](http://www.sove.se)

<b>Boltepakker for / Boltpackage for / Bultpaket för</b>		Sign. _____		
<b>Workout rør Ø 48,3 30gr 07-200-215K</b>	Navn	Artnr/dimensjon	Ant	Lev
	Workout rør Ø 48,3 L=2400 cc2500 Grønn	07-200-215	1	
	Beslag 30gr L=150 4x hull 2xM8	07-150-041	2	
	Brikke 150 2xM8	04-060-151	4	
	Torx M8x25	04-000-025	12	
	Skive M8	04-050-008	4	

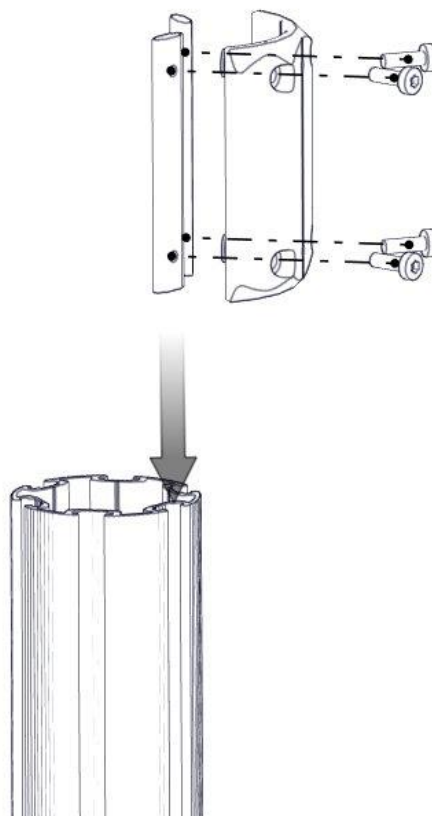
## Montering av lekeapparatet / Assembly instructions / Montering av lekredskapet

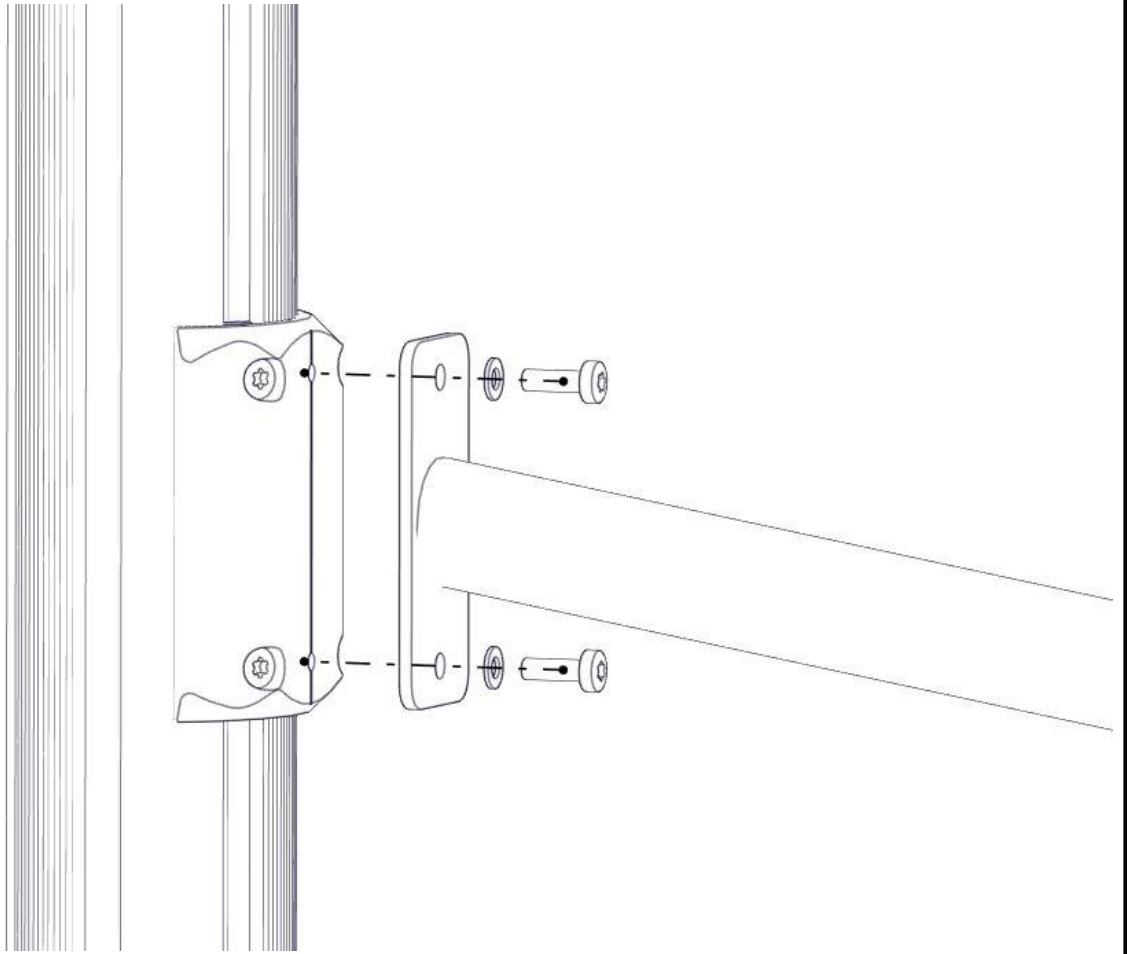
Se på hovedmontering for posisjon  
 Look at main assembly for position  
 Titta på hovudmontering för position


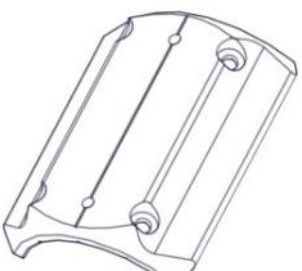
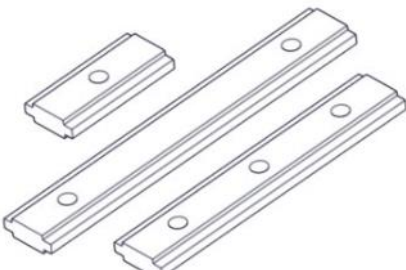

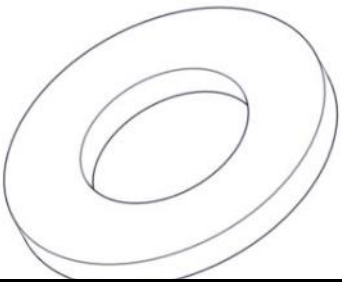


Part Name	Article nr.	Qty
Torx M8x25	04-000-025	12
Skive M8	04-050-008	4
Brikke 150 2xM8	04-060-151	4

Part Name	Article nr.	Qty
Beslag 30gr 150 4xhull 2xM8	07-150-041	2
Ror_skranke_Gym	07-200-215	1



**Montering av lekeapparatet / Assembly instructions / Montering av lekredskapet**

<b>Boltepakker for / Boltpackage for / Bultpaket för</b>		Sign. _____		
<b>Workout rør Ø 48,3 30gr 07-200-215K</b>	Navn	Artnr/dimensjon	Ant	Lev
	Workout rør Ø 48,3 L=2400 cc2500 Grønn	07-200-215	1	
	Beslag 30gr L=150 4x hull 2xM8	07-150-041	2	
	Brikke 150 2xM8	04-060-151	4	
	Torx M8x25	04-000-025	12	
	Skive M8	04-050-008	4	