

**N****Monteringsanvisning****EN****Assembly Instructions****S****Monteringsanvisning**

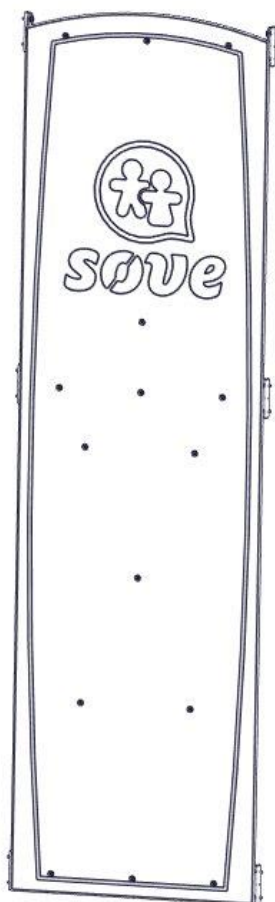
Produkt nr. / Product no. / Produkt nr.

**07-300-110K****Rød**

Ord. nr. \_\_\_\_\_

Dato. \_\_\_\_\_

Sign. \_\_\_\_\_






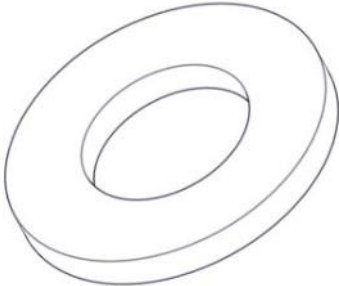
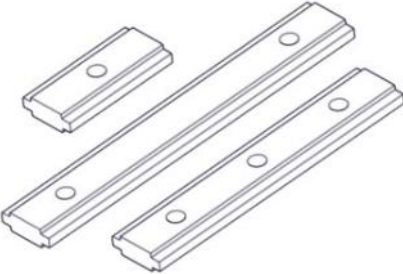

Søve AS  
Grønnvoldveien 290  
3830 Ulefoss - Norway  
Tlf: +47 35 94 65 65  
[www.sove.no](http://www.sove.no)



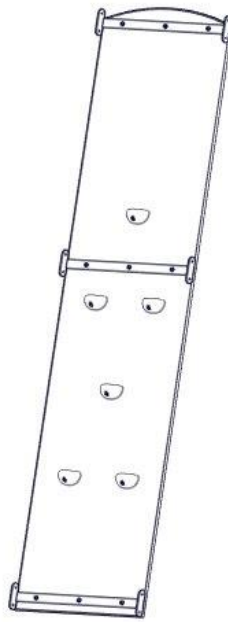
Søve AB  
EA Rosengrensgatan 32  
421 31 Västra Frölunda  
Phone: +46 (0)31 773 97 00  
[www.sove.se](http://www.sove.se)

**Boltepakker for / Boltpackage for / Bultpaket för**

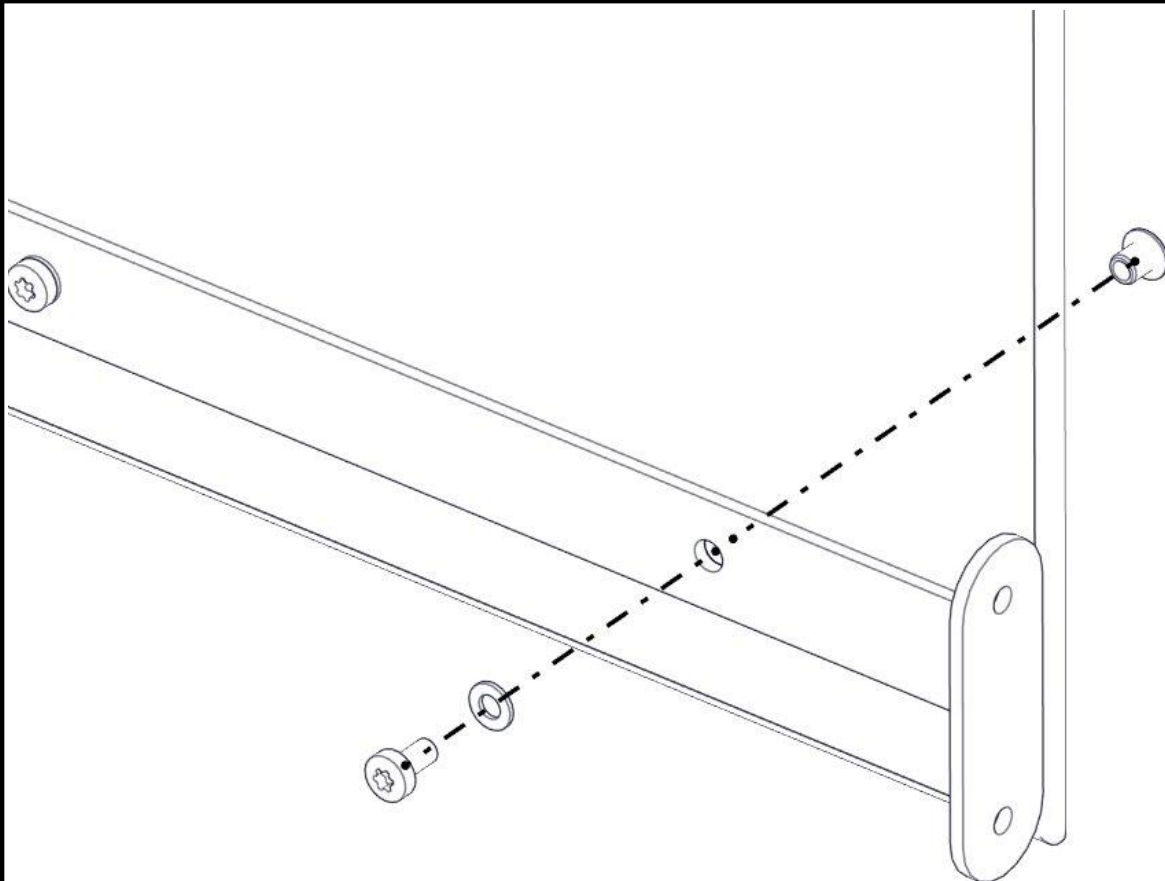
Sign. \_\_\_\_\_

| Klatrevegg med Søve logo<br>07-300-110K   | Navn                              | Artnr/dimensjon              | Ant         | Lev |
|---|-----------------------------------|------------------------------|-------------|-----|
|    | Klatrevegg m/<br>Søve logo<br>Rød | 07-300-110                   | 1           |     |
|    | Flattjernbeslag<br>CC880          | 07-200-035                   | 3           |     |
|   | Torx M8x16<br><br>Torx M8x25      | 04-000-016<br><br>04-000-025 | 9<br><br>12 |     |
|  | Skive M8                          | 04-050-008                   | 21          |     |
|  | Brikke 120 3xM8                   | 04-060-120                   | 6           |     |
|  | Møbelknapp M8x11                  | 04-030-011                   | 9           |     |

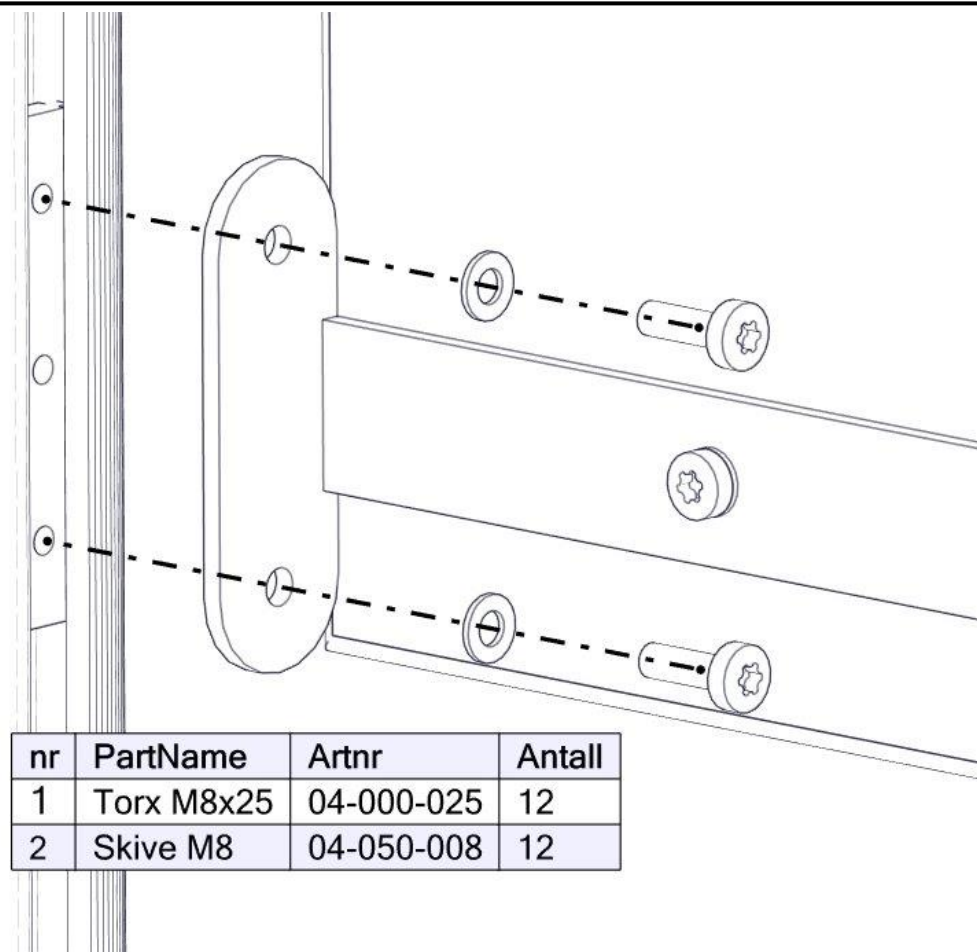
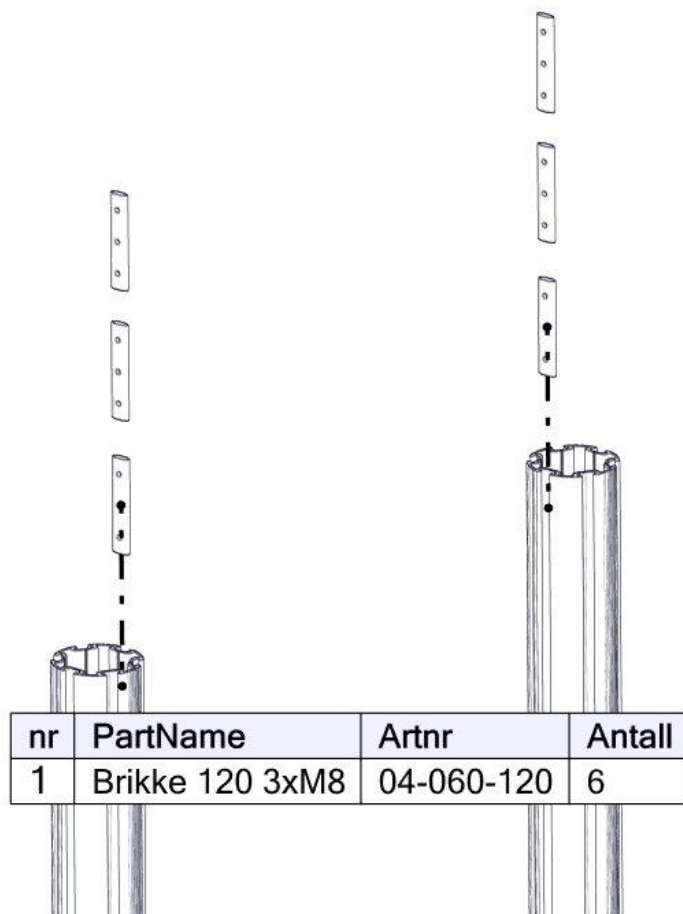
## Montering av lekeapparatet / Assembly instructions / Montering av lekredskapet

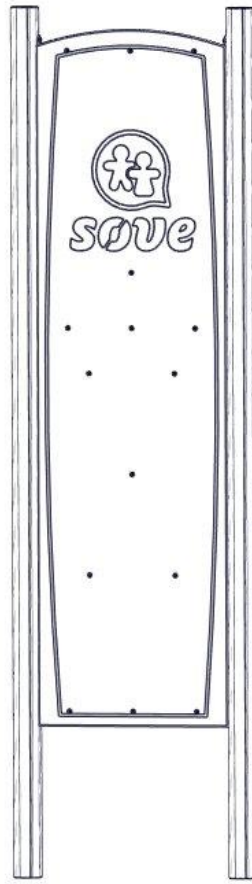


| nr | PartName                     | Artnr      | Antall |
|----|------------------------------|------------|--------|
| 1  | Torx M8x16                   | 04-000-016 | 9      |
| 2  | Møbelknapp M8x11             | 04-030-011 | 9      |
| 3  | Skive M8                     | 04-050-008 | 9      |
| 4  | Flattjernbeslag CC880        | 07-200-035 | 3      |
| 5  | Klatreplate/Vegg m Søve Logo | 07-300-110 | 1      |



## Montering av lekeapparatet / Assembly instructions / Montering av lekredskapet







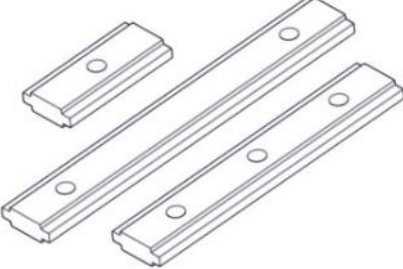

**Montering av lekeapparatet / Assembly instructions / Montering av lekredskapet**

Se på hovedmontering for posisjon  
Look at main assembly for position  
Titta på hovudmontering för position



**Boltepakker for / Boltpackage for / Bultpaket för**

Sign. \_\_\_\_\_

| Klatrevegg med Søve logo<br>07-300-110K   | Navn                              | Artnr/dimensjon              | Ant         | Lev |
|---|-----------------------------------|------------------------------|-------------|-----|
|    | Klatrevegg m/<br>Søve logo<br>Rød | 07-300-110                   | 1           |     |
|    | Flattjernbeslag<br>CC880          | 07-200-035                   | 3           |     |
|   | Torx M8x16<br><br>Torx M8x25      | 04-000-016<br><br>04-000-025 | 9<br><br>12 |     |
|  | Skive M8                          | 04-050-008                   | 21          |     |
|  | Brikke 120 3xM8                   | 04-060-120                   | 6           |     |
|  | Møbelknapp M8x11                  | 04-030-011                   | 9           |     |