

N

Monteringsanvisning

EN

Assembly Instructions

S

Monteringsanvisning

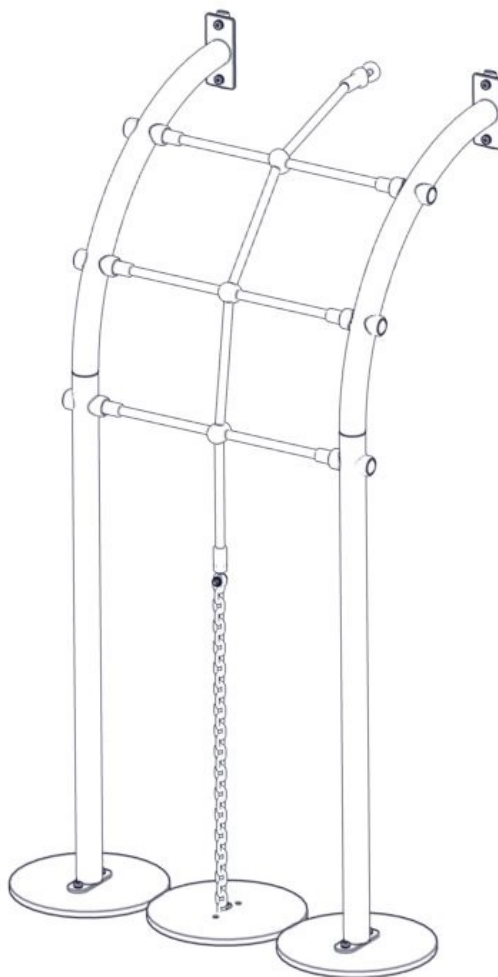
Produkt nr. / Product no. / Produkt nr.

07-510-190K**Grå**

Ord. nr. _____

Dato. _____

Sign. _____

**søve**



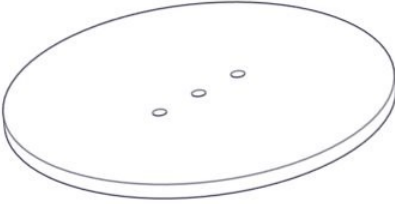
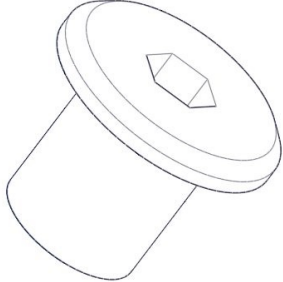


Søve AS
Grønnvoldveien 290
3830 Ulefoss - Norway
Tlf: +47 35 94 65 65
www.sove.no

**søve**

Søve AB
EA Rosengrensgatan 32
421 31 Västra Frölunda
Phone: +46 (0)31 773 97 00
www.sove.se

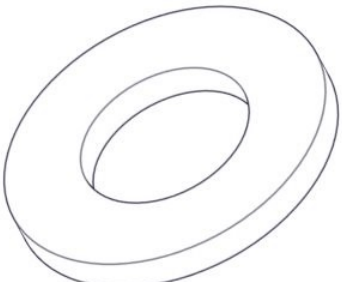
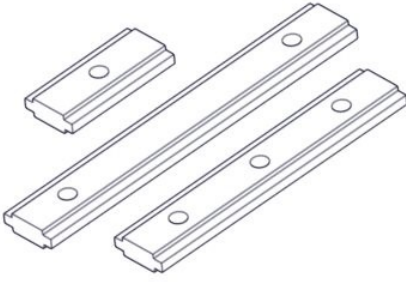


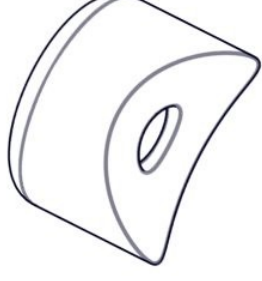
Boltepakker for / Boltpackage for / Bultpaket för

Sign. _____

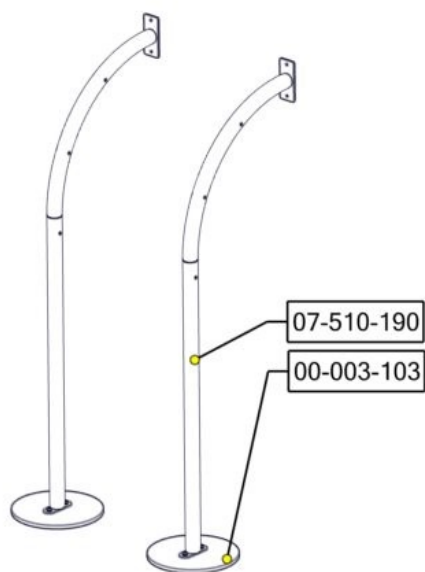
Nett oppgang H=95 Grå 07-510-190K	Navn	Artnr/ dimensjon	Ant	Lev
	Rør til nettbro oppgang Grå	07-510-190	2	
	Nett oppgang H=95 bare nett Sort	07-510-184	1	
	Fundamentplate	00-003-103	3	
	Møbelknapp M8x25	04-030-025	1	
	Torx M8x35 Torx M8x25	04-000-035 04-000-05	5 4	
	Låsemutter M8 Låsemutter M10	04-040-008 04-040-010	5 6	

Boltepakker for / Boltpackage for / Bultpaket för

Sign. _____

Nett oppgang H=95 Grå 07-510-190K	Navn	Artnr/ dimensjon	Ant	Lev
	Skive M8	04-050-008	8	
	Skive M8 Stor	04-055-008	5	
	Skive M10 Polyfix	04-055-036	12	
	Brikke 150 2xM8	04-060-151	2	
	Avstandskive Radie 38 Sort	04-210-010	2	
	Plast rørfeste, hode Sort	05-301-036	6	
	Plast rørfeste, kropp Sort	05-301-036	12	

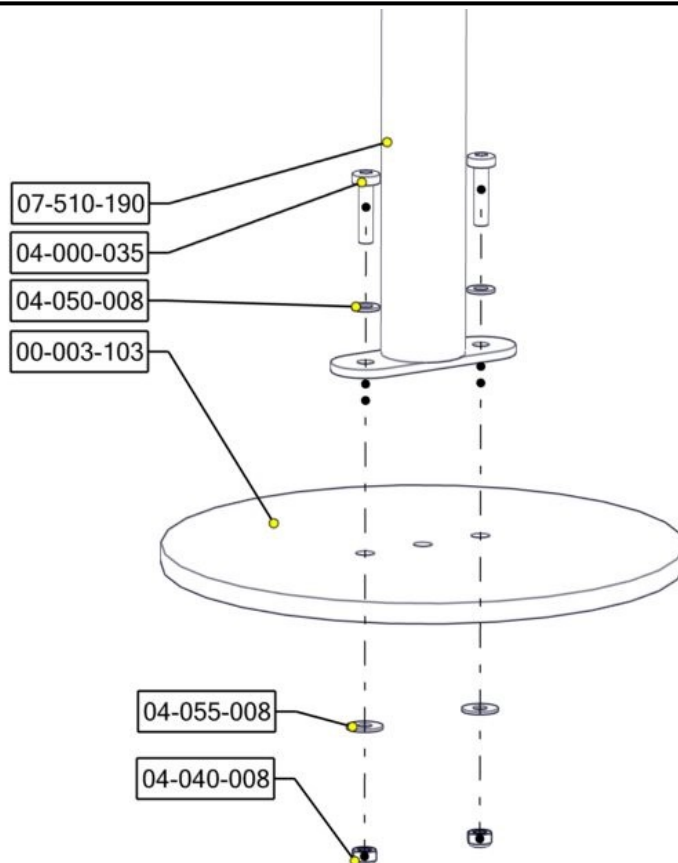
Montering av lekeapparatet / Assembly instructions / Montering av lekredskapet



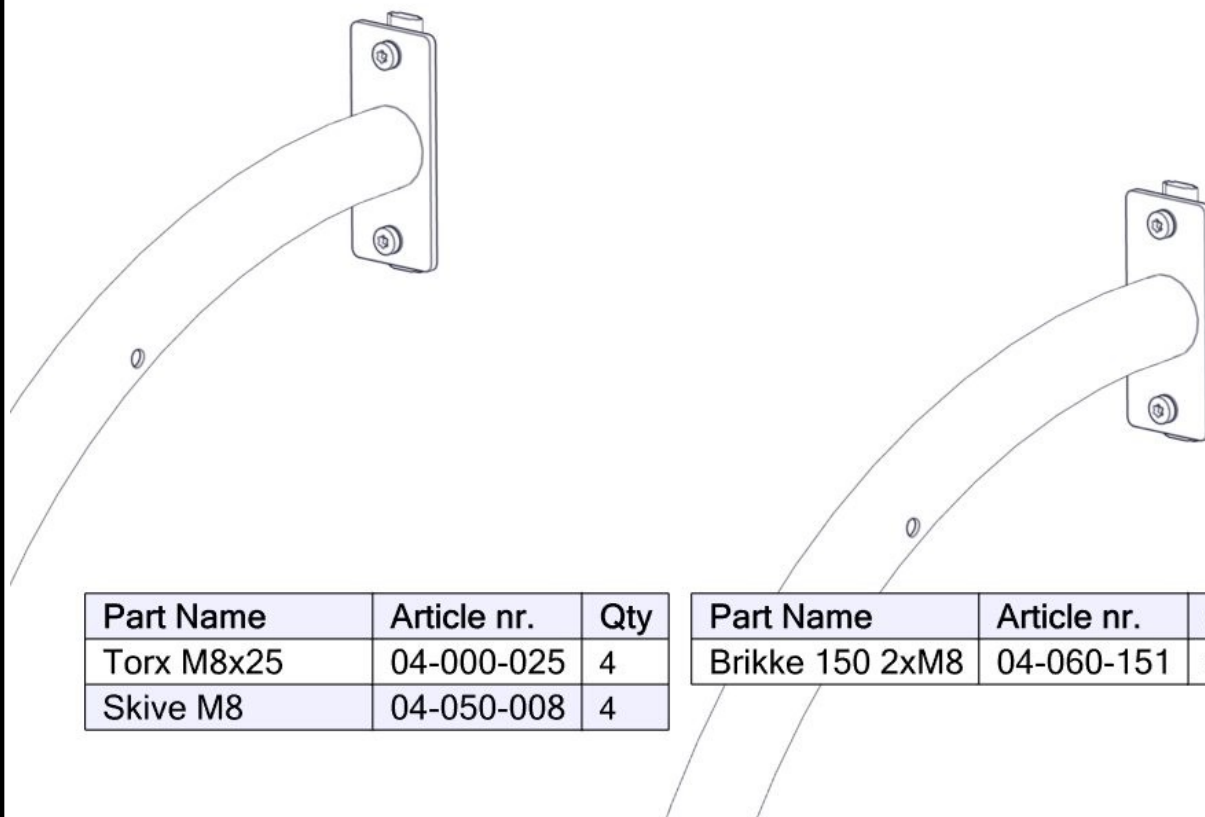
Part Name	Article nr.	Qty
Torx M8x35	04-000-035	4
Skive M8 stor	04-055-008	4
Skive M8	04-050-008	4
Rør til nettbro oppgang Grå	07-510-190	2

Part Name	Article nr.	Qty
Låsemutter M8	04-040-008	4
Fundament plate	00-003-103	2

2x



Montering av lekeapparatet / Assembly instructions / Montering av lekredskapet

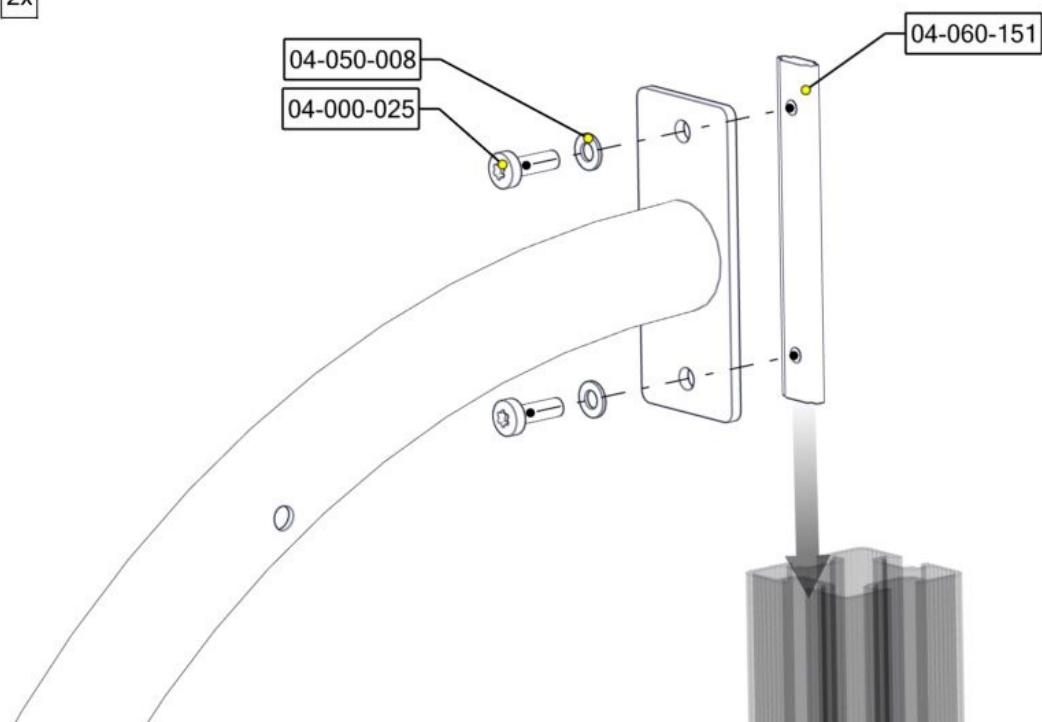


Part Name	Article nr.	Qty
Torx M8x25	04-000-025	4
Skive M8	04-050-008	4

Part Name	Article nr.	Qty
Brikke 150 2xM8	04-060-151	2

Se på hovedmontering for posisjon
 Look at main assembly for position
 Titta på hovudmontering för position

2x

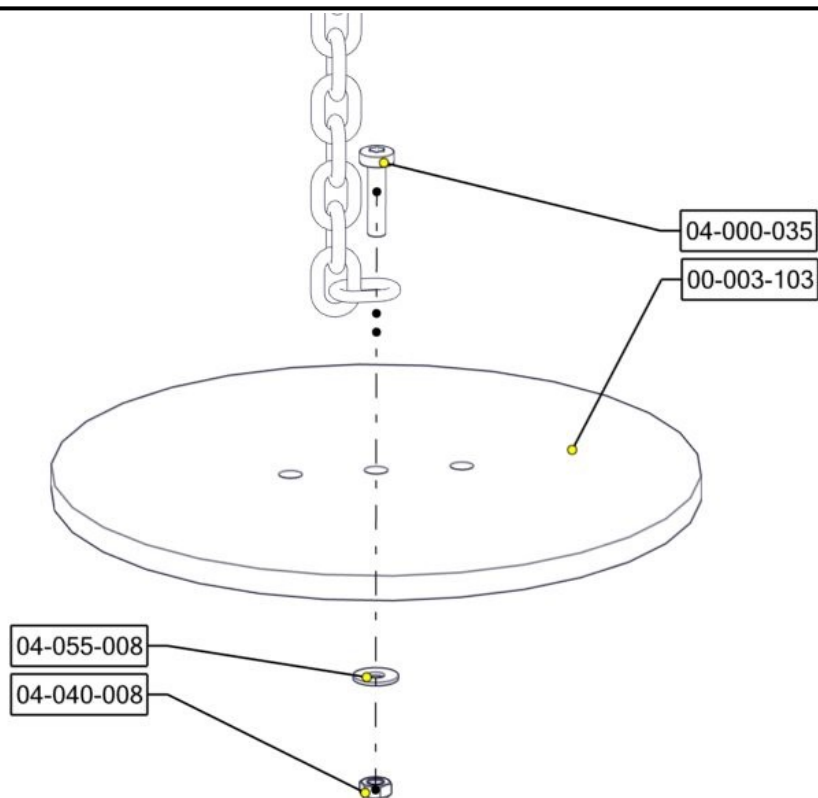


Montering av lekeapparatet / Assembly instructions / Montering av lekredskapet



Part Name	Article nr.	Qty
Torx M8x35	04-000-035	1
Skive M8 stor	04-055-008	1
Nett oppgang H=95 bare nett	07-510-184	1

Part Name	Article nr.	Qty
Låsemutter M8	04-040-008	1
Fundament plate	00-003-103	1

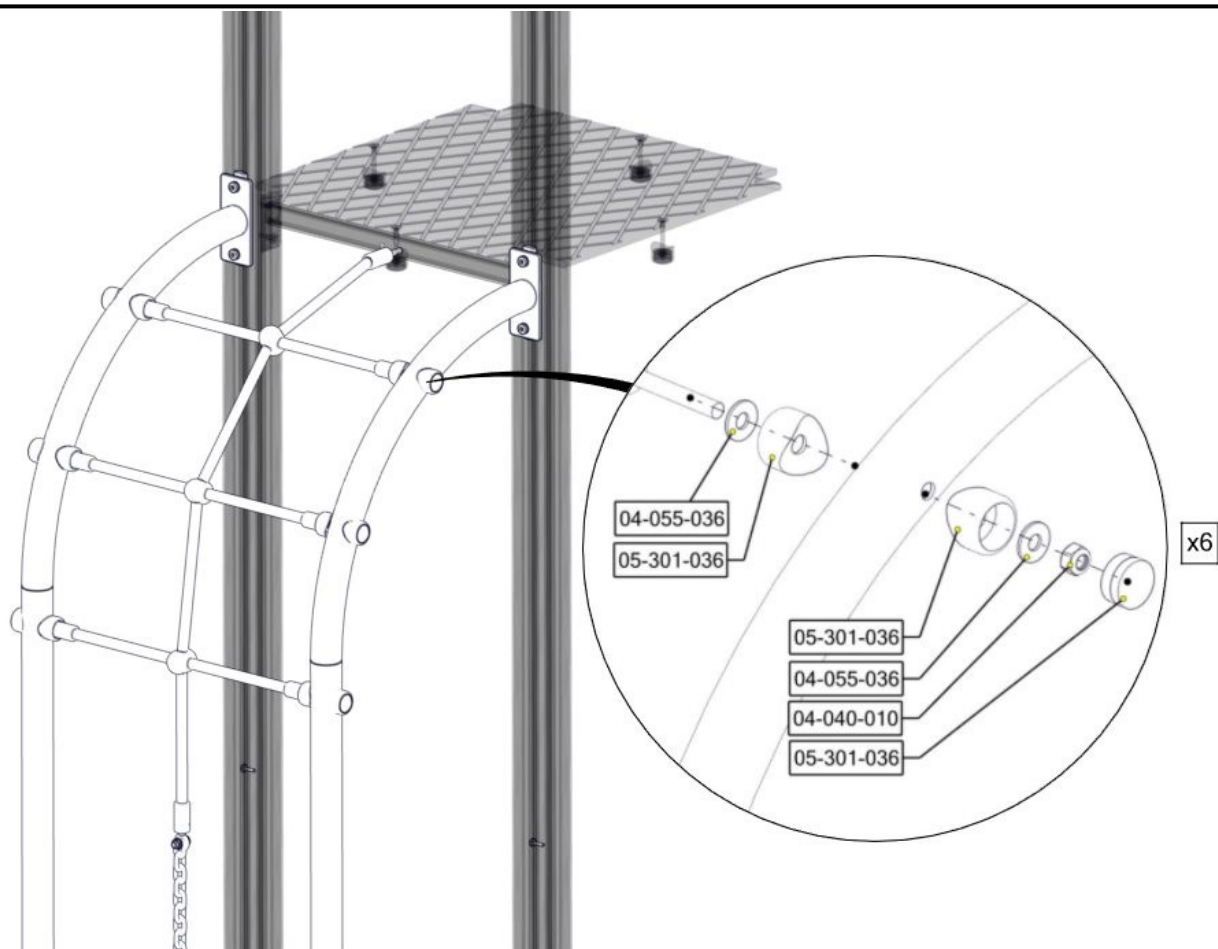


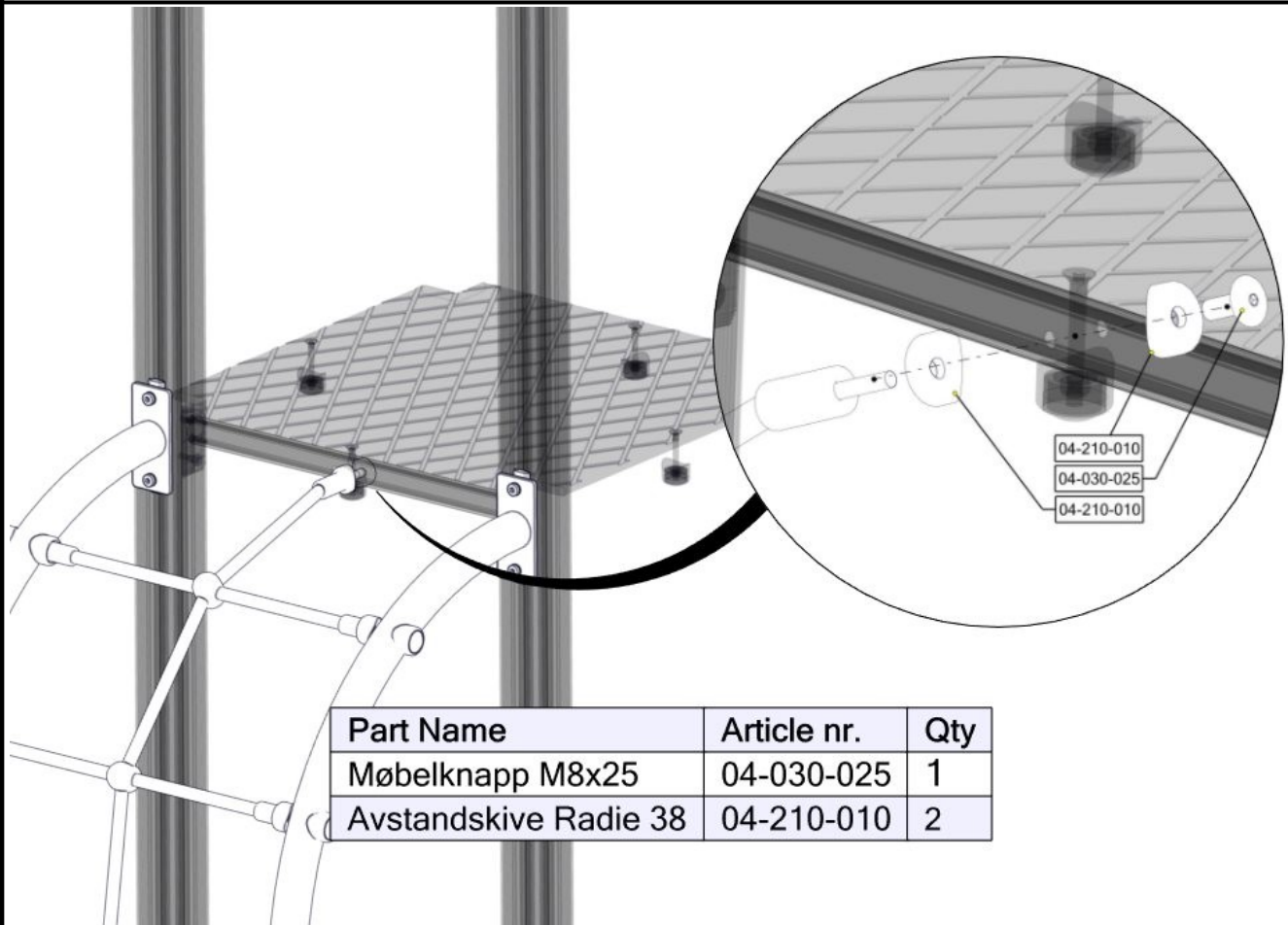
Montering av lekeapparatet / Assembly instructions / Montering av lekredskapet



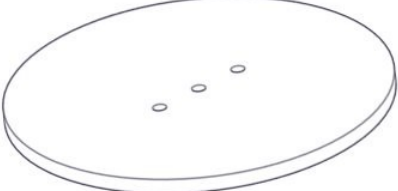
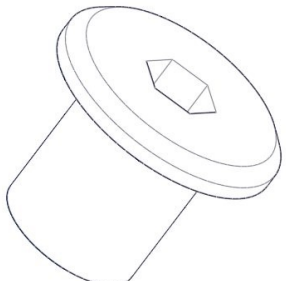

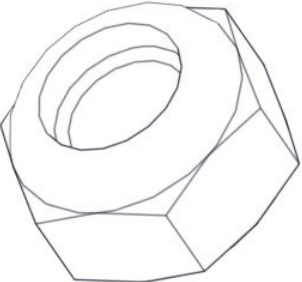


Part Name	Article nr.	Qty
Skive M10 polyfix	04-055-036	12
Plast rørfeste, kropp	05-301-036	12
Plast rørfeste, hode	05-301-036	6

Part Name	Article nr.	Qty
Låsemutter M10	04-040-010	6

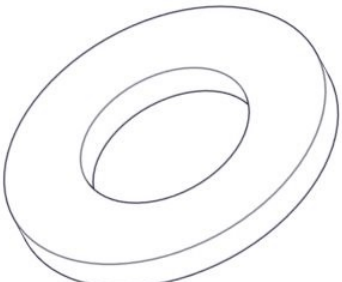
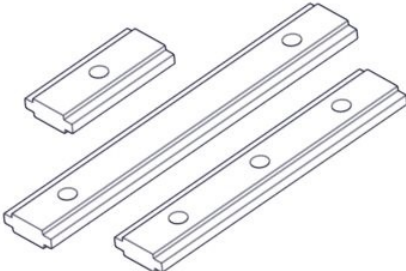

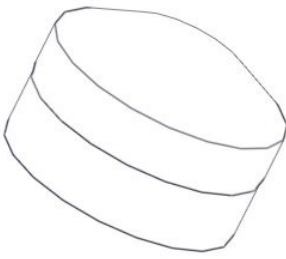
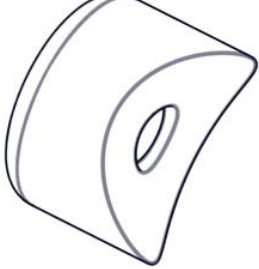


Montering av lekeapparatet / Assembly instructions / Montering av lekredskapet

Boltepakker for / Boltpackage for / Bultpaket för		Sign. _____		
Nett oppgang H=95 Grå 07-510-190K	Navn	Artnr/ dimensjon	Ant	Lev
	Rør til nettbro oppgang Grå	07-510-190	2	
	Nett oppgang H=95 bare nett Sort	07-510-184	1	
	Fundamentplate	00-003-103	3	
	Møbelknapp M8x25	04-030-025	1	
	Torx M8x35	04-000-035	5	
	Torx M8x25	04-000-05	4	
	Låsemutter M8	04-040-008	5	
	Låsemutter M10	04-040-010	6	

Boltepakker for / Boltpackage for / Bultpaket för

Sign. _____.

Nett oppgang H=95 Grå 07-510-190K	Navn	Artnr/ dimensjon	Ant	Lev
	Skive M8	04-050-008	8	
	Skive M8 Stor	04-055-008	5	
	Skive M10 Polyfix	04-055-036	12	
	Brikke 150 2xM8	04-060-151	2	
	Avstandskive Radie 38 Sort	04-210-010	2	
	Plast rørfeste, hode Sort	05-301-036	6	
	Plast rørfeste, kropp Sort	05-301-036	12	