

**(N) Monteringsanvisning**

**(EN) Assembly Instructions**

**(S) Monteringsanvisning**


Produkt nr. / Product no. / Produkt nr.

**11-145-155**

Ordr. nr. \_\_\_\_\_

Dato. \_\_\_\_\_

Sign. \_\_\_\_\_



**Søve Lekemiljø AS**  
3830 Ulefoss - Norway  
Tlf: +47 35 94 65 65  
[www.sove.no](http://www.sove.no)



**Søve AB**  
412 50 Göteborg  
Phone: +46 (0)31 773 97 00  
[www.sove.se](http://www.sove.se)

12-06-2017

- ☑ Les monteringsanvisningen nøye før montering.
- ☑ Monter elementene i rekkefølgen som vist.
- ☑ Boltene bør ikke skrues for hardt til før alt er montert, vatret og loddet. Skru så boltene til.  
NB! Ved bruk av drill, kan boltene ryke.
- ☑ På grunn av at solen kan gjøre rutsjeflaten veldig varm, bør rutsjebanens utløp vende mot nord-øst eller nord-vest.
- ☑ Er lekeutstyret plassert i naturlige ferdselstraséer må området sikres mot spontan gjennomgang.
- ☑ Innspringningshinder bør vurderes rundt lekeapparater hvor det er stor bevegelse, f.eks. ved huskestativ.
- ☑ Det bør være fritt innsyn til lekeutstyr som er beregnet for barn under 3 år.

**NB! Under monteringsarbeidet må utstyr, som ikke er forankret forsvarlig i bakken, avstives slik at det ikke velte.  
Området må avstenges under oppsettelse av apparatene med sperrebånd eller lignende.**

- ☑ Read the instruction carefully before assembling the play unit.
- ☑ Assemble the components in the sequence shown in these instructions.
- ☑ Fixings must not be fully tightened during assembly. Before casting the foundations, the structure must be level and plumb, at which point all fixings are tightened.
- PS! If use of drill, the bolts may be wrecked.
- ☑ Avoid positioning the slide facing due south because of overheating – ideal positions are facing north-east or north-west.
- ☑ Secure the construction-area to prevent people from walking through it.
- ☑ Consider installing barriers around play-equipment which gives rise to a lot of activity – i.e. swings.
- ☑ Ensure that clear vision is possible across the play area so that supervision is possible from any position, particularly where children under 3 years of age will be playing.

**NB! During assembly of the equipment, ensure that all structures are securely propped, especially when left overnight. Also ensure that equipment is supported whilst concrete foundations are setting and enclose the area securely to prevent access.**

☒ Läs monteringsanvisningen noga före montering.

☒ Montera delarna i den ordningen som anvisas

☒ Skruvarna bör inte skruvas för hårt tills allt är monterat, i våg och lodat.

**OBS! Används elektrisk skruvdragare, kan bulten gå sönder. Hårdra därför manuellt!**

☒ Solen kan göra att rutchbanan blir väldigt varm. Banans nedfart rekommenderas att vändas i norrlig riktning

☒ Om lekplatsen placeras vid en gångväg mm bör området säkras mot genomfart av gående och cyklister.

☒ Inspringningshinder bör placeras runt lekutrustning med stor rörelse, t ex, gungställning.

☒ Det bör vara fri insyn till lekutrustning beräknat till barn under 3 år.

**OBS! Under monteringsarbete bör utrustningen som inte ska förankras i marken, ställs så att den inte kan välta.**

**Området måste spärras när lekutrustningen byggs upp, med avspärrningsband eller liknande.**

2

Nødvendig verktøy / Tools required / Nödvändiga verktyg

A



B



C



D



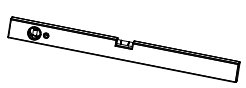
E



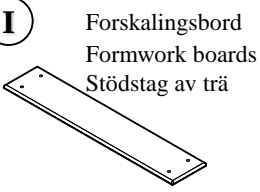
F



G



I



K

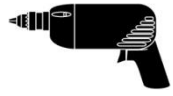


L

Merkebånd  
Mark ribbon  
Märkeband



M



H

Metermål  
Metric measure  
Tumstock



J



N


5 mm



3

Nødvendig antall personer / Number of persons required / Lämpligt antal personer

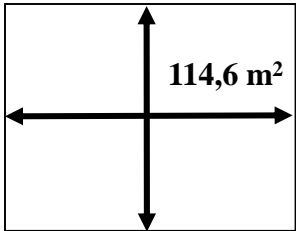
N  
UK  
S



4



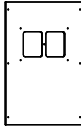







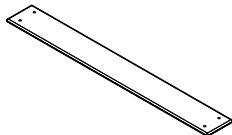

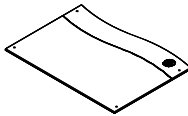
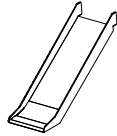
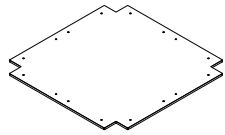
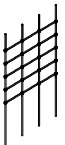

Anbefalt arealbehov ved montering / Recommended working space / Rekommenderad arealbehov vid montering

N  
UK  
S



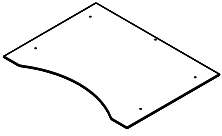


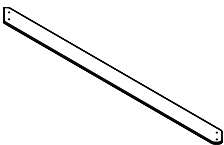
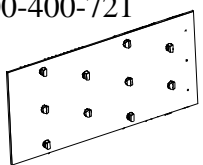
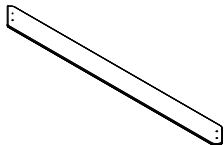
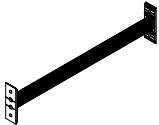
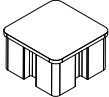

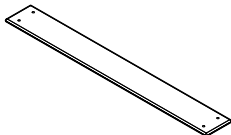
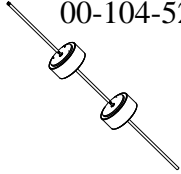
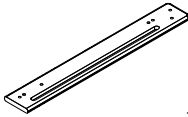

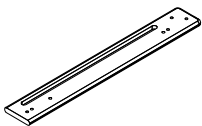
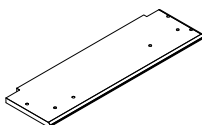
**5**
**Pakkliste for / Parts list for / Packlista för :  
11-145-155**

Sign. \_\_\_\_\_

	<b>Komponenter</b> <b>Components</b> <b>Komponenter</b>	<b>Dimensjon</b> <b>Dimension</b> <b>Dimension</b>	<b>Ant</b> <b>Qty</b> <b>Ant</b>	<b>Lev</b> <b>Lev</b> <b>Lev</b>	<b>Komponenter</b> <b>Components</b> <b>Komponenter</b>	<b>Dimensjon</b> <b>Dimension</b> <b>Dimension</b>	<b>Ant</b> <b>Qty</b> <b>Ant</b>	<b>Lev</b> <b>Lev</b> <b>Lev</b>
	00-400-015 00-400-012 01-129-006  01-126-005	3230 x 95 x 95 2900 x 95 x 95 1300 x 95 x 95 640 x 95 x 95	4 2 2 2		01-125-004  00-400-801  Til 00-156-003	1240 x 940 x 24 1980 x 150 x 60 4 hull for N-nett	3 1	
	 00-400-016 Med 2 brikker i hver stolpe	3030 x 95x 95  Med HPL With HPL Med HPL	1		00-400-844  Til 00-103-700	1980 x 150 x 60 Uten hull	1	
	 00-400-017 Med 2 brikker i hver stolpe	3030 x 95x 95  Med HPL With HPL Med HPL	1		00-400-802  Til 00-104-525	1500 x 150 x 60	1	
	 00-400-101	1130 x 145 x 15	4		 00-400-803	1500 x 150 x 60	1	
	 01-125-002	940 x 686 x 12	2		 40-142-101	0,5m x 3 m	1	
	 00-400-300	1160 x 1160 x 15	1		 05-156-003 N-nett	1560 x 2980	1	
	 01-125-003	1240 x 940 x 36	1					

**5**
**Pakkliste for / Parts list for / Packlista för :  
11-145-155**



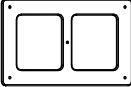
Sign. \_\_\_\_\_

N UK S	Komponenter	Dimensjon	Ant	Lev	Komponenter	Dimensjon	Ant	Lev
	Components	Dimension	Qty	Lev	Components	Dimension	Qty	Lev
	Komponenter	Dimension	Ant	Lev	Komponenter	Dimension	Ant	Lev
	01-128-001 	1280 x 960 x 12	2		01-129-084 	2142 x 940x 190	1	
	01-128-002 	1216 x 668 x 12	2		01-129-004 	2152 x 145 x 15	2	
	00-400-721 	2070 x 1130 x 15	1		01-129-005 	2197 x 195 x 15	2	
	00-400-150 	940 x 120 x 40	1		00-400-998  00-400-997 Med hull	55 x 95 x 95	12	
	00-400-149 	940 x 37	5		00-400-102 	1130 x 145 x 12	1	
	00-104-525 	2790 x 25	1		01-126-001  H	750 x 107,5 x 18	1	
	00-100-310 	512 x 120	2		01-126-002  V	750 x 107,5 x 18	1	
					01-126-003 	674 x 205 x 18	2	

**Pakkliste for / Parts list for / Packlista för :  
11-140-100**

Sign. \_\_\_\_\_



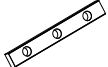

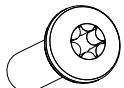




N  
UK  
S

Komponenter Components Komponenter	Dimensjon Dimension Dimension	Ant Qty Ant	Lev Lev Lev	Komponenter Components Komponenter	Dimensjon Dimension Dimension	Ant Qty Ant	Lev Lev Lev
01-125-103 	350 x 160	1					
01-125-102 	800 x 90	1					
01-125-101 	680 x 400	3					

5

**Pakkliste for / Parts list for / Packlista för :  
11-145-155**

Sign. \_\_\_\_\_

Bolter/skruer Bolts/Screws Komponenter	Dimensjon Dimension Dimension	Ant Qty Ant	Lev Lev	Bolter/skruer Bolts/Screws Bultar/Skruvar	Dimensjon Dimension Dimension	Ant Qty Ant	Lev Lev
 01-126-004 	904 x 61 x 37	1					
 	04-060-120 120 x 15 x 8 mm 04-060-160 160 x 15 x 8 mm 04-060-050 50 x 15 x 8 mm	2 6 8		(N) Produkt merking (UK) Product marking (S) Produkt märkning		1	
	04-000-025 8 x 25 mm Torx 04-000-035 8 x 35 mm Torx	25 28					
	04-040-008 8 mm	5					
	04-050-008 8 mm	5					
	04-090-002	26					
	00-400-980	4					



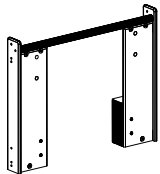

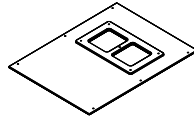










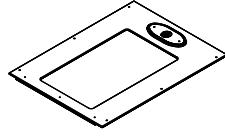






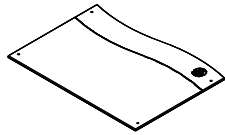









5

**Pakkliste for / Parts list for / Packlista för :  
11-145-155**

Sign. \_\_\_\_\_

**Boltepakker for / Boltpackage for / Bultpaket för**
**11-145-155**

 N  
UK  
S

01-400-220 	 <b>04-060-120</b> 120 x 15 x 8 mm	<b>8</b>	01-125-004 	 <b>04-060-050</b> 50 x 15 x 8 mm	<b>18</b>	
	<b>04-000-012</b> 8 x 12 mm Torx	<b>2</b>		 <b>04-000-025</b> 8 x 25 mm Torx	<b>36</b>	
	 <b>04-000-016</b> 8 x 16 mm Torx	<b>6</b>		<b>04-000-012</b> 8 x 12 mm Torx	<b>15</b>	
	 <b>04-000-035</b> 8 x 35 mm Torx	<b>16</b>		 <b>04-030-016</b> 8 x 16 mm	<b>15</b>	
	<b>04-000-045</b> 8 x 45 mm Torx	<b>2</b>		 <b>04-040-008</b> 8 mm	<b>18</b>	
	 <b>04-090-001</b> 8 mm	<b>2</b>		 <b>04-075-050</b> 50 x 50 x 5 mm 9mm hull	<b>18</b>	
	 <b>04-070-035</b> 35 x 35 x 3 mm	<b>2</b>		Antall Number Antal <input type="text"/>		
	 <b>04-030-011</b> 8 x 11mm	<b>8</b>		01-125-003 	 <b>04-060-040</b> 40 x 15 x 8 mm	<b>6</b>
	 <b>04-050-008</b> 8 mm	<b>4</b>			 <b>04-030-016</b> 8 x 16 mm	<b>5</b>
	 <b>04-090-002</b>	<b>4</b>			 <b>04-000-012</b> 8 x 12 mm Torx	<b>5</b>
Antall Number Antal <input type="text"/>		<b>04-000-025</b> 8 x 25 mm Torx	<b>12</b>			
		 <b>04-040-008</b> 8 mm	<b>6</b>			
01-125-002 	 <b>04-060-050</b> 50 x 15 x 8 mm	<b>8</b>	 <b>04-075-050</b> 50 x 50 x 5 mm 9mm hull	<b>6</b>		
 <b>04-000-025</b> 8 x 25 mm Torx	<b>16</b>	Antall Number Antal <input type="text"/>				
 <b>04-075-050</b> 50 x 50 x 5 mm 9mm hull	<b>8</b>	40-142-101 	 <b>04-060-160</b> 160 x 15 x 8 mm	<b>2</b>		
 <b>04-040-008</b> 8 mm	<b>8</b>		 <b>04-000-035</b> 8 x 35 mm Torx	<b>4</b>		
Antall Number Antal <input type="text"/>			<b>04-000-045</b> 8 x 45 mm Torx	<b>2</b>		
			 <b>04-040-008</b> 8 mm	<b>2</b>		
		Antall Number Antal <input type="text"/>				








5




**Pakkliste for / Parts list for / Packlista för :**  
**11-145-155**

Sign. \_\_\_\_\_

**Boltepakker for / Boltpackage for / Bultpaket för**

**11-145-155**

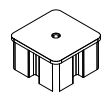
01-128-000    Antall Number Antal	 04-060-050 50 x 15 x 8 mm	<b>4</b>		
	 04-000-012 8 x 12 mm Torx	<b>22</b>		
	 04-000-035 8 x 35 mm Torx	<b>4</b>		
	 04-070-035 35 x 35 x 3 mm	<b>11</b>		
	 04-030-011 8 x 11 mm	<b>22</b>		
 04-050-008 8 mm	<b>22</b>			

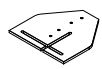





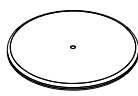





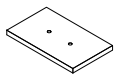


01-129-080    Antall Number Antal	 04-060-120 120 x 15 x 8 mm	<b>12</b>		
	 04-000-035 8 x 35 mm Torx	<b>22</b>		

**Forankring / Foundations / Markförankring**

**00-003-003**

- |                          |                   |                       |                       |                     |                       |
|--------------------------|-------------------|-----------------------|-----------------------|---------------------|-----------------------|
| <input type="radio"/> N  | <b>Er bestilt</b> | <input type="radio"/> | <input type="radio"/> | <b>Ikke bestilt</b> | <input type="radio"/> |
| <input type="radio"/> UK | <b>In order</b>   | <input type="radio"/> | <input type="radio"/> | <b>Not in order</b> | <input type="radio"/> |
| <input type="radio"/> S  | <b>Beställt</b>   | <input type="radio"/> | <input type="radio"/> | <b>Ej beställt</b>  | <input type="radio"/> |

00-400-997 	-10
---	-----

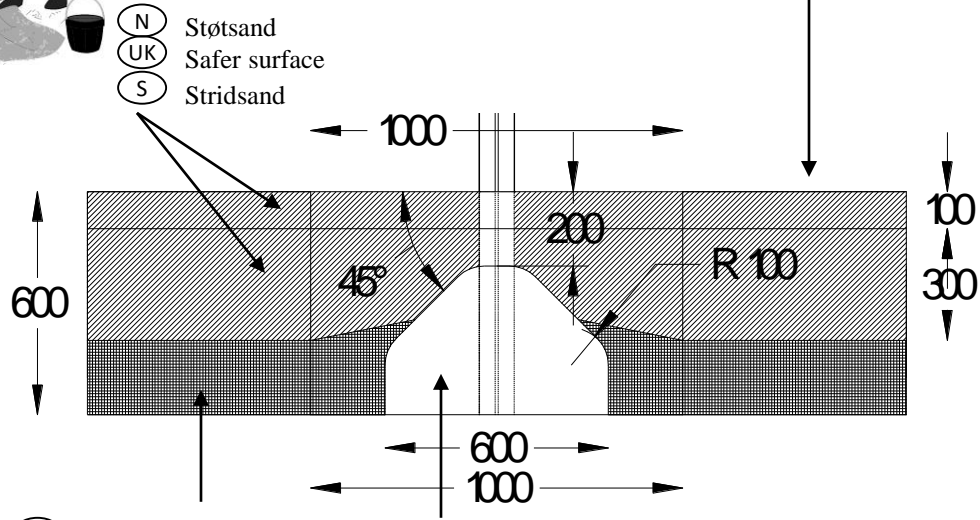
	 00-003-100						04-000-035 8 x 35 mm Torx	30	
	 00-003-101						04-050-008 8 mm	30	
	 00-003-102						04-060-120 120 x 15 x 8 mm	20	
<b>10</b>									
	00-003-103 						04-000-040 8 x 40 mm Torx	5	
							04-040-008 8 mm	5	
							04-050-008 8 mm	5	
<b>5</b>									
Eller Or Eller	00-003-105 						04-010-035 10 x 35 mm	4	
	00-003-106 						04-040-010 10 mm	4	
							04-050-010 10 mm	4	
<b>2</b>									

6

### Fundamentering med betong / Foundation concrete / Förankring med betong



(N) Bakkenivå (UK) Ground level (S) Marknivå

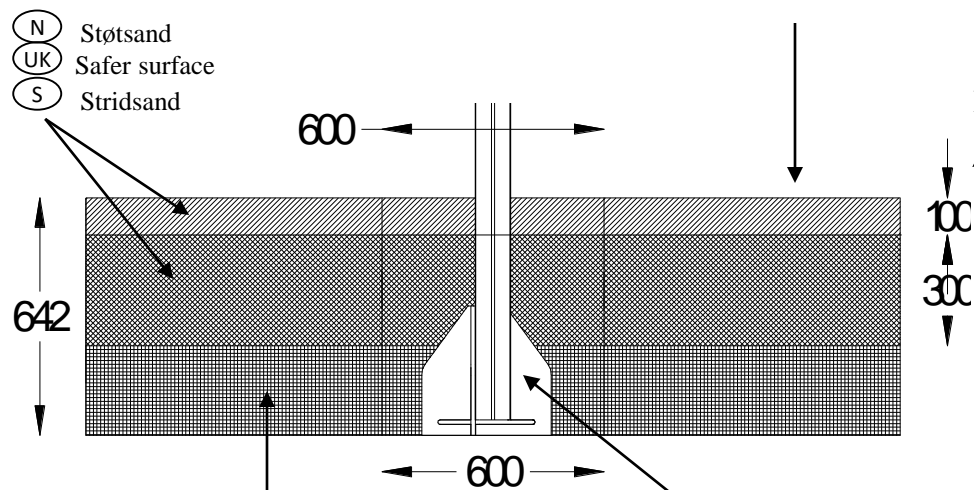


(N) Komprimert masse.      betong  
 (UK) Compressed mass.      concrete  
 (S) Komprimerad massa.      betong

6

### Fundamentering uten betong / Foundation without concrete / Förankring utan betong

(N) Bakkenivå (UK) Ground level (S) Marknivå

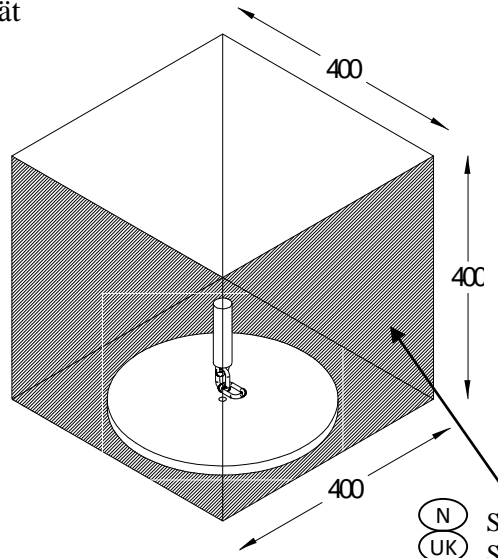
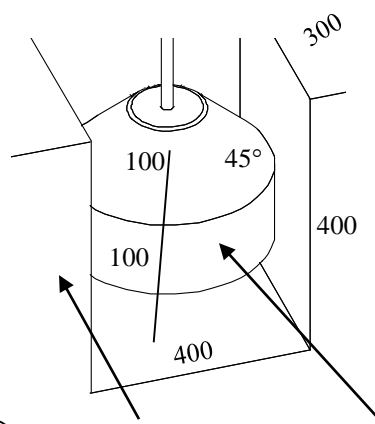


(N) Støtsand  
 (UK) Safer surface  
 (S) Stridsand

(N) Komprimert masse      Støpefri nedgraving  
 (UK) Compressed mass      Concrete-free anchor  
 (S) Komprimerad massa      Nedgravningsfundament

(N) Alle mål er oppgitt i millimeter  
 (UK) Scale measured in mm  
 (S) Alla mått är i millimeter.

- (N) For klatrenett
- (UK) For climbing net
- (S) För klätternät

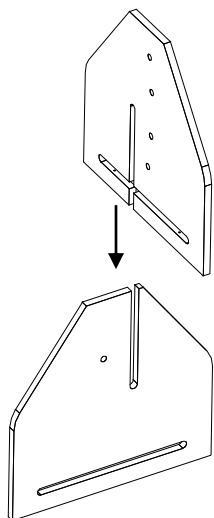


- (N) Komprimert masse.      betong
- (UK) Compressed mass.      concrete
- (S) Komprimerad massa.      betong

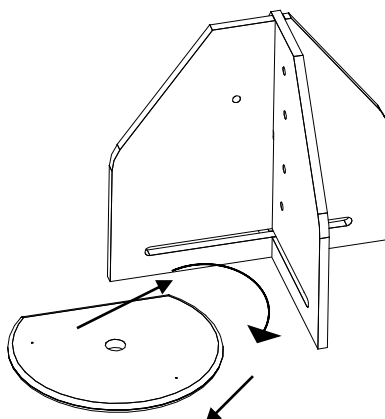
- (N) Støtsand
- (UK) Safer surface
- (S) Stridsand

- (N) Alle mål er oppgitt i millimeter
- (UK) Scale measured in mm
- (S) Alla mått är i millimeter.

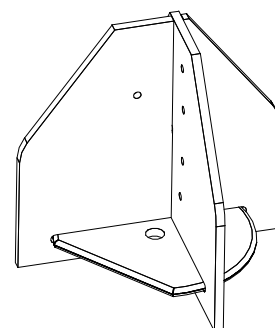
1



2




3

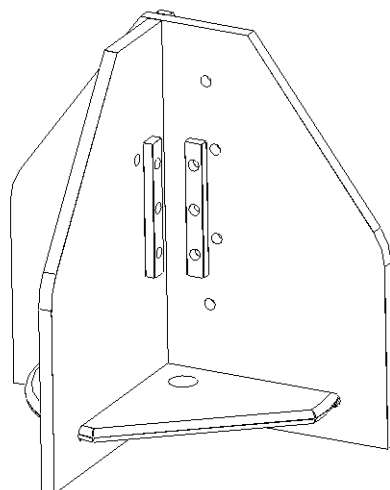


4

04-060-120 x 2  
120 x 15 x 8 mm



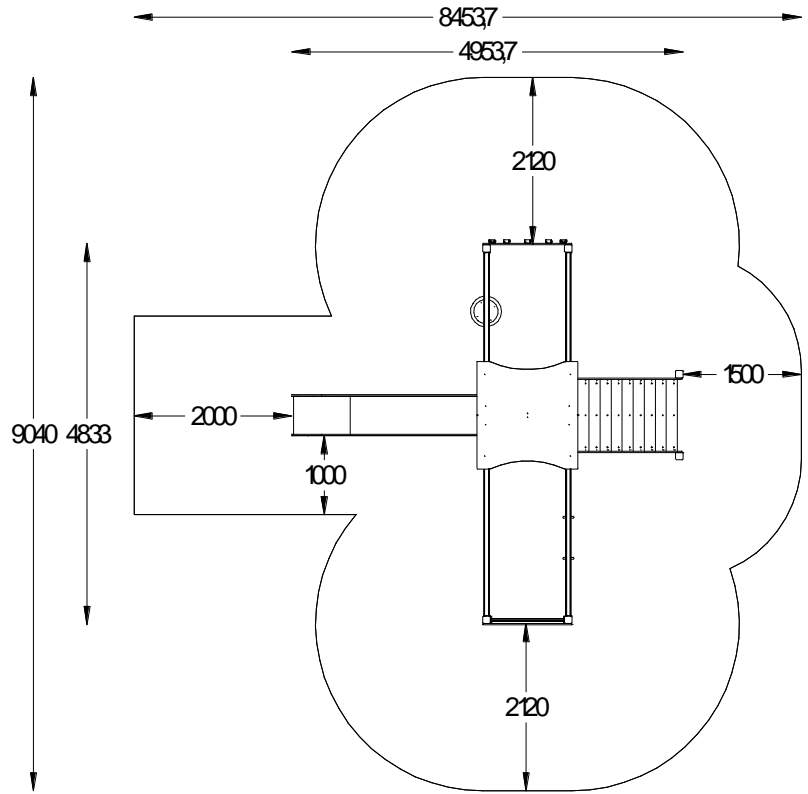
04-000-035 x 3  
8 x 35 mm Torx





7

**Sikkerhetszone / Safety zone / Säkerhetszon**



(N)

Alle mål er oppgitt i millimeter

(UK)

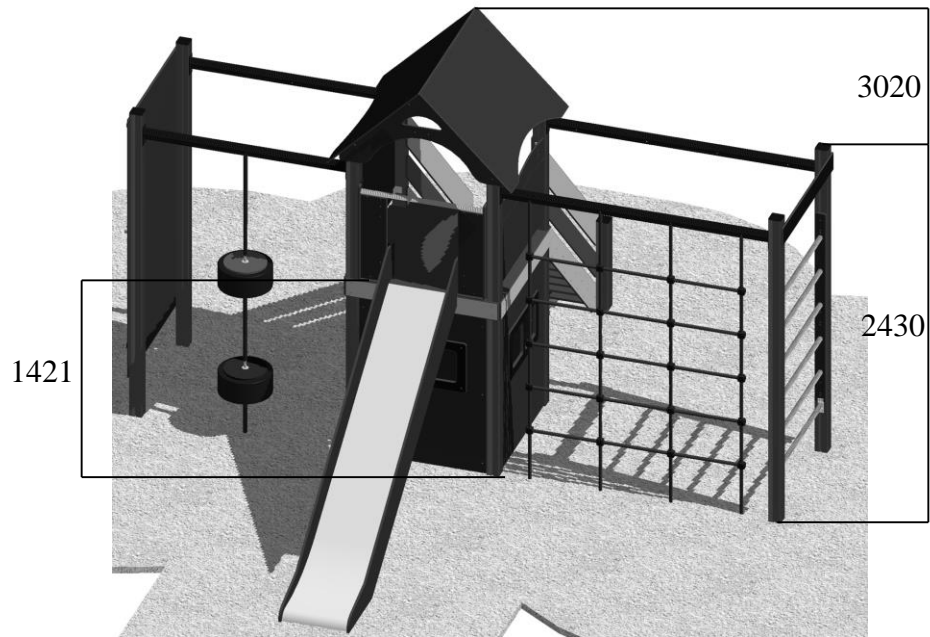
Scale measured in mm

(S)

Alla mått är i millimeter.

8

**Fallhøyder / Free height of fall / Fallhöjder**



(N)

Alle mål er oppgitt i millimeter

(UK)

Scale measured in mm

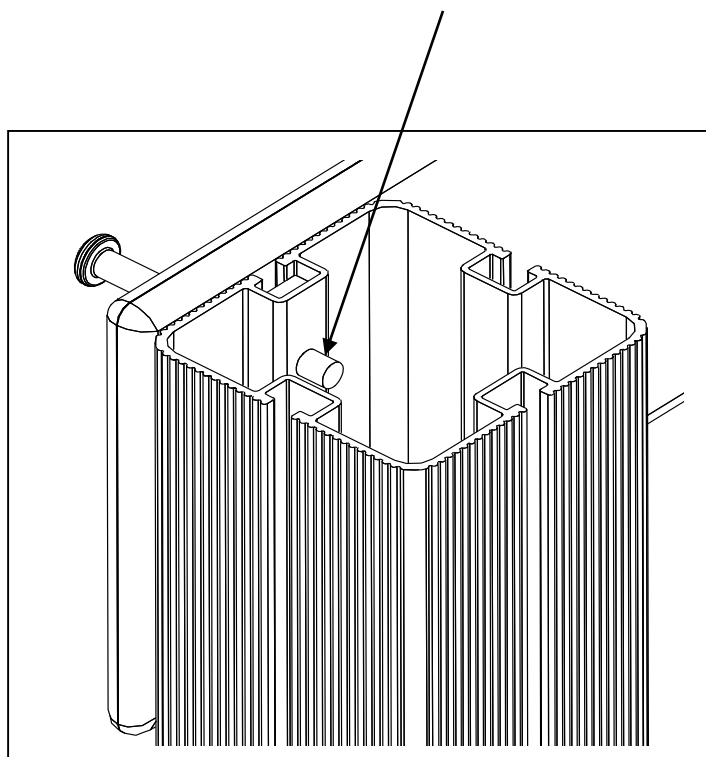
(S)

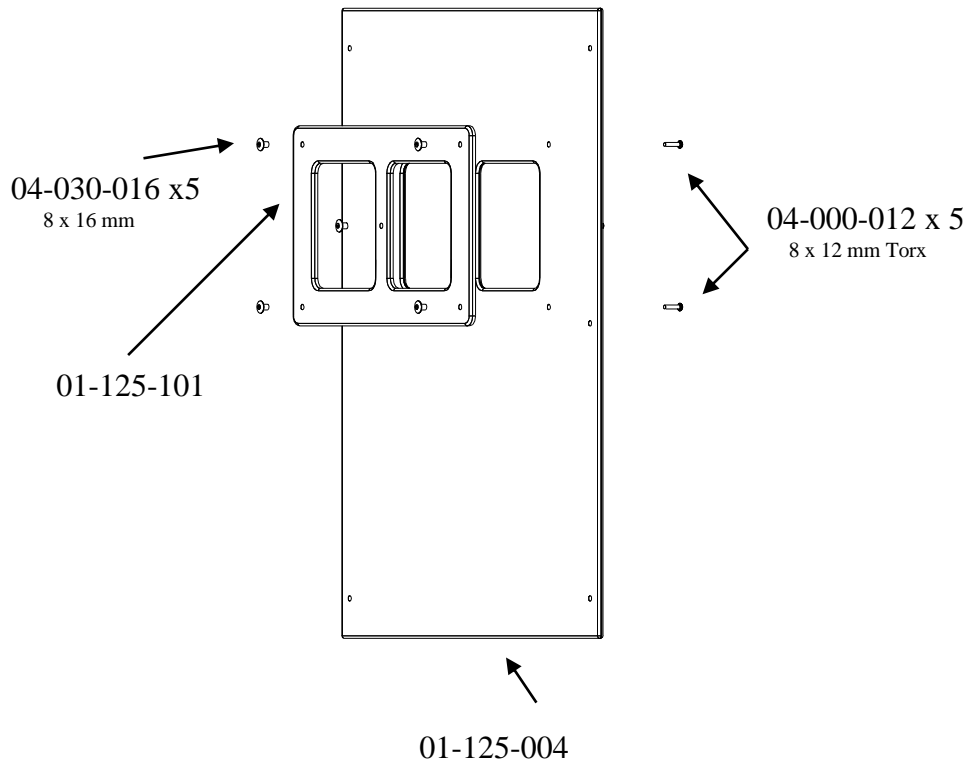
Alla mått är i millimeter.



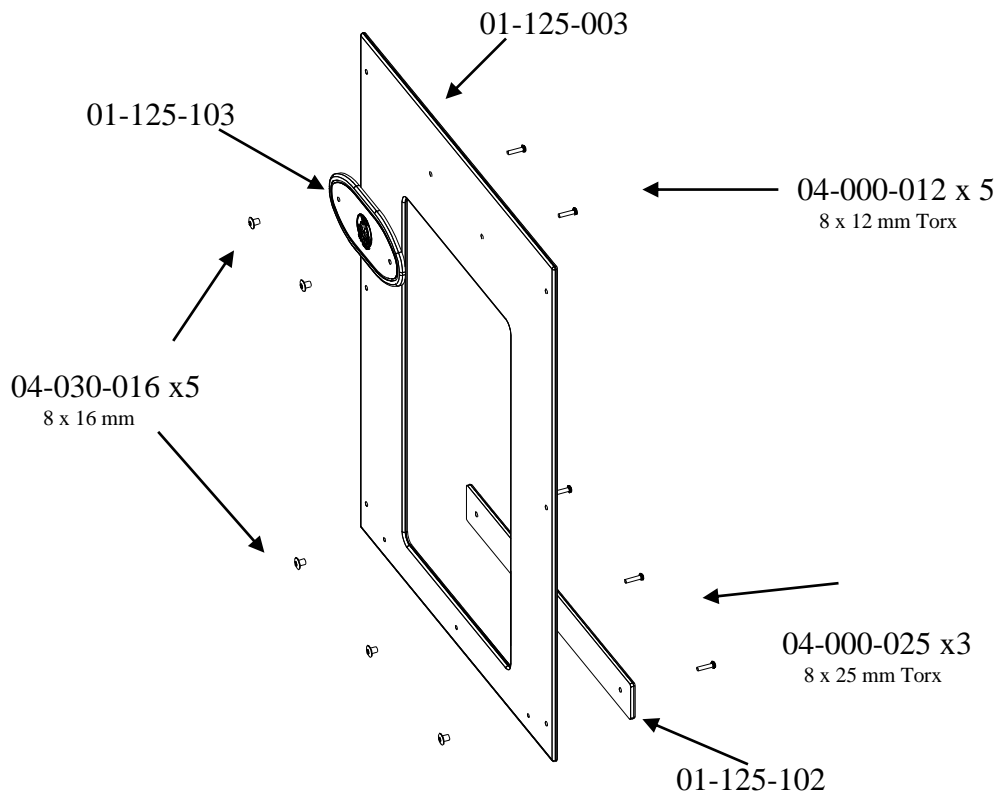
**OBS !**

- Ⓝ Bolter skrues helt igjennom aluminiumstolpene. Om elektrisk drill brukes anbefales 18 V
- ⓊⓀ Bolts must be tightened through the post, so that it pierces the aluminium.
- Ⓢ Bultarna skruvas rakt igenom aluminiumstolparna. Om elektrisk skruvdragare används rekommenderas 18 V

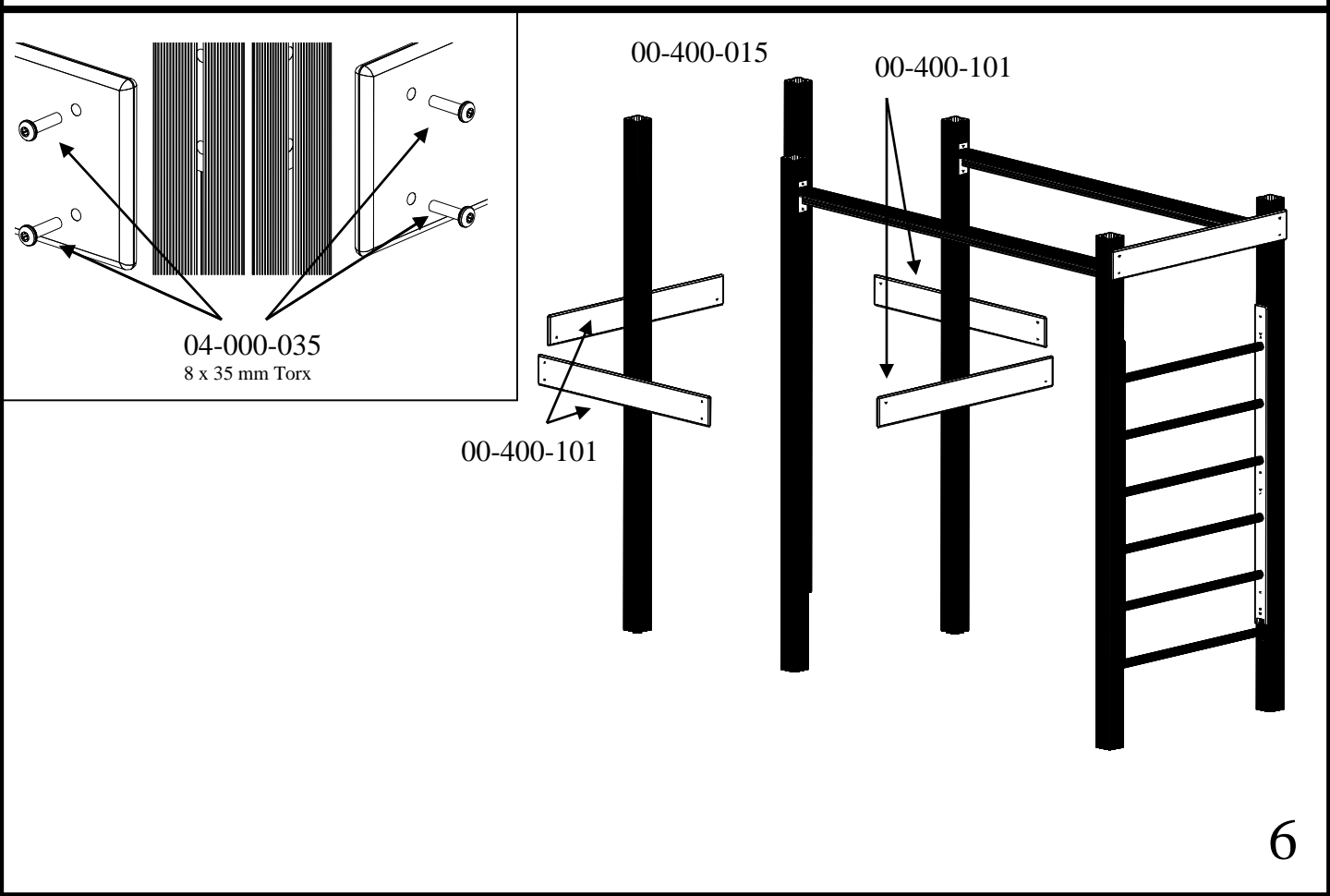
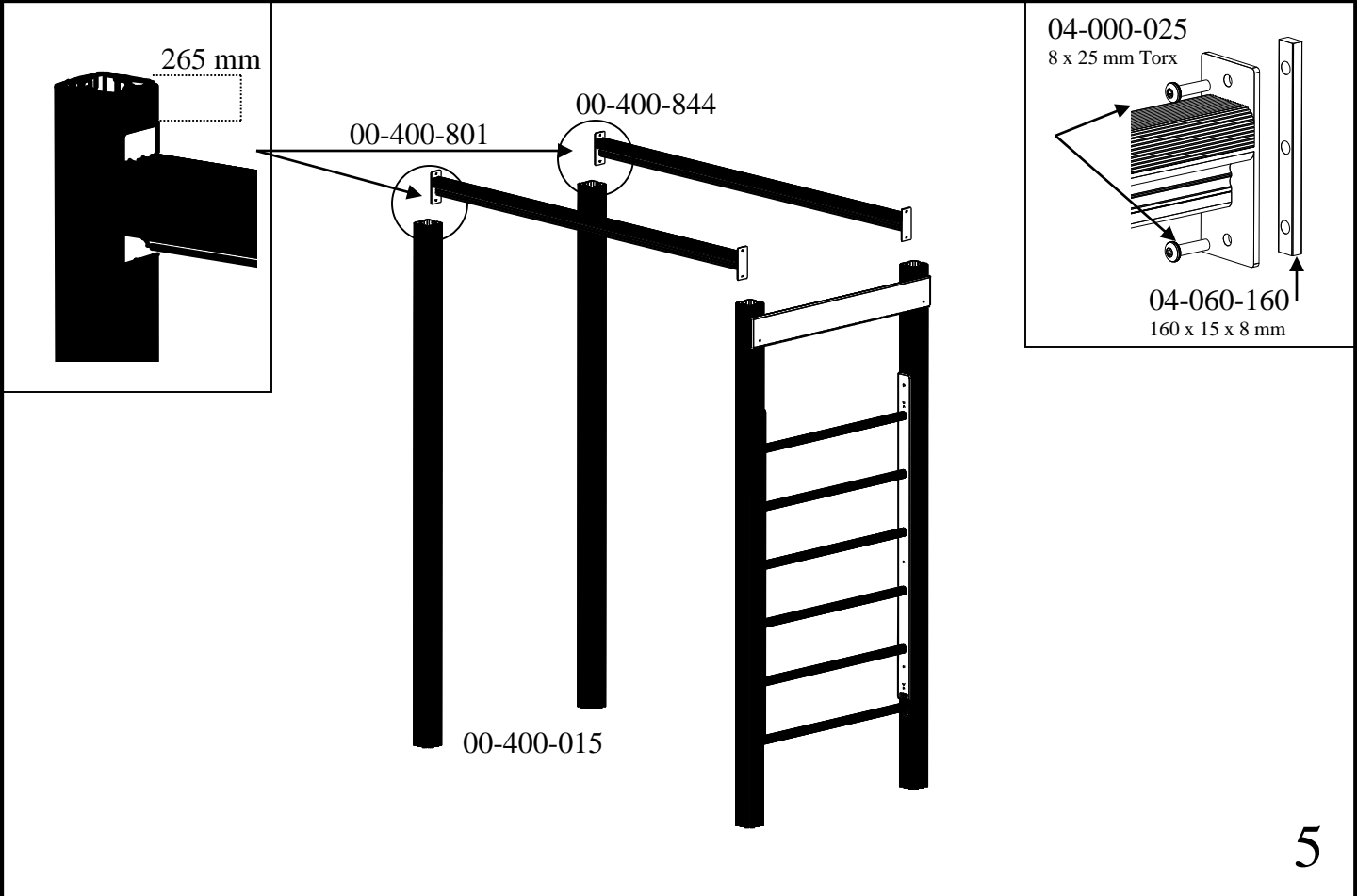




3

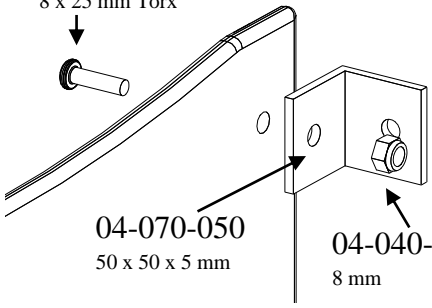


4



04-000-025

8 x 25 mm Torx



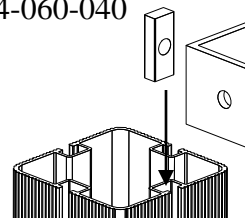
04-070-050

50 x 50 x 5 mm

04-040-008

8 mm

04-060-040



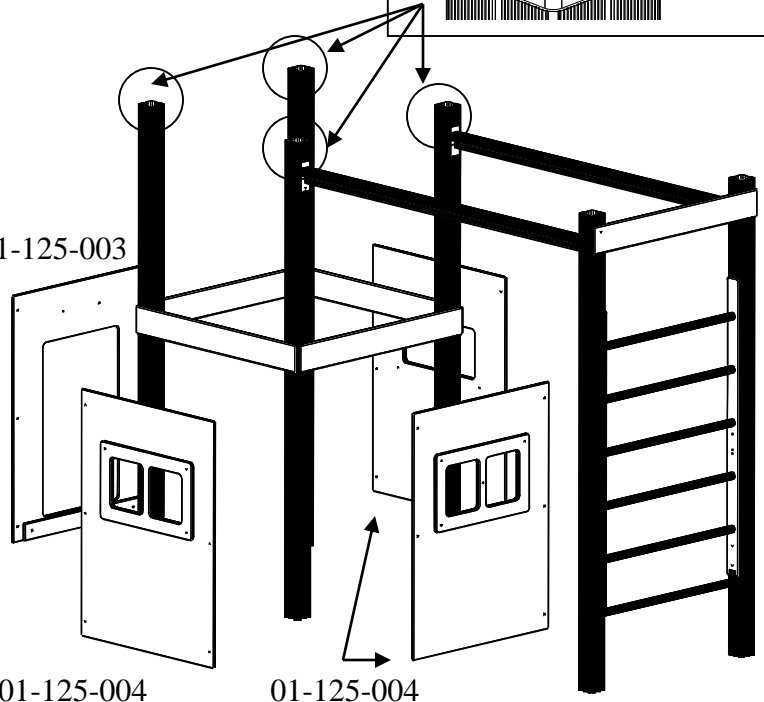
04-000-025

8 x 25 mm Torx



NB! X 3

01-125-003




01-125-004

01-125-004

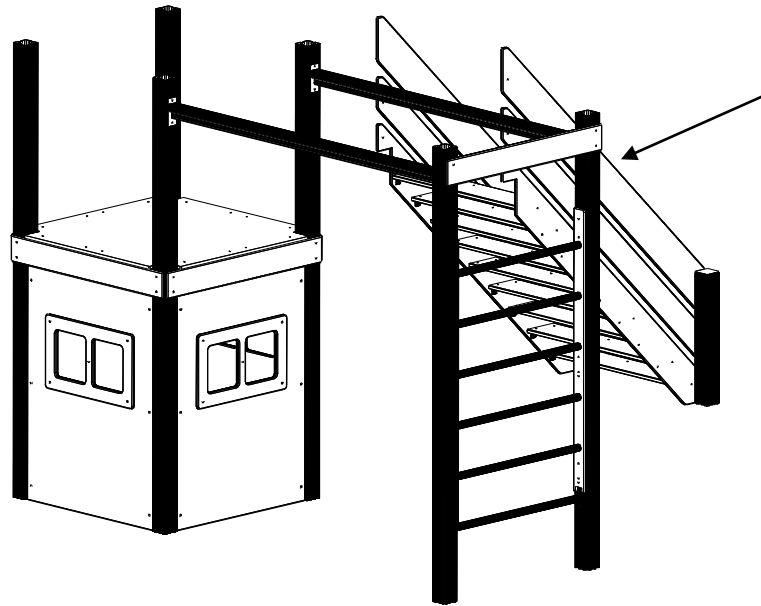
7

00-400-300



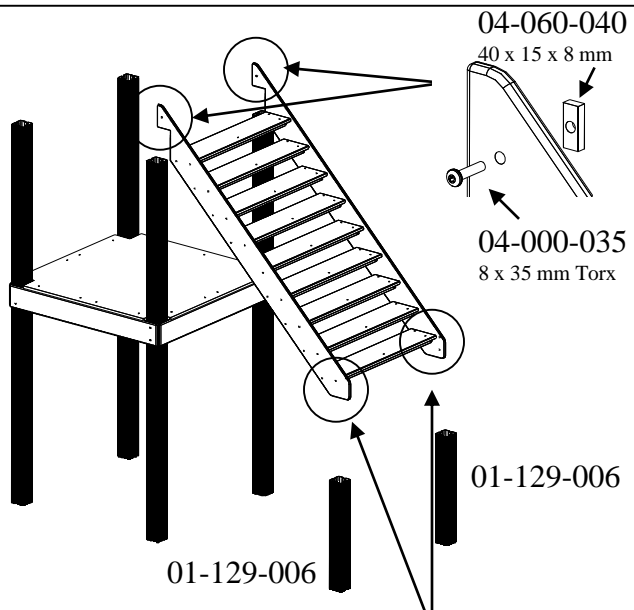
8

1



01-129-000

2



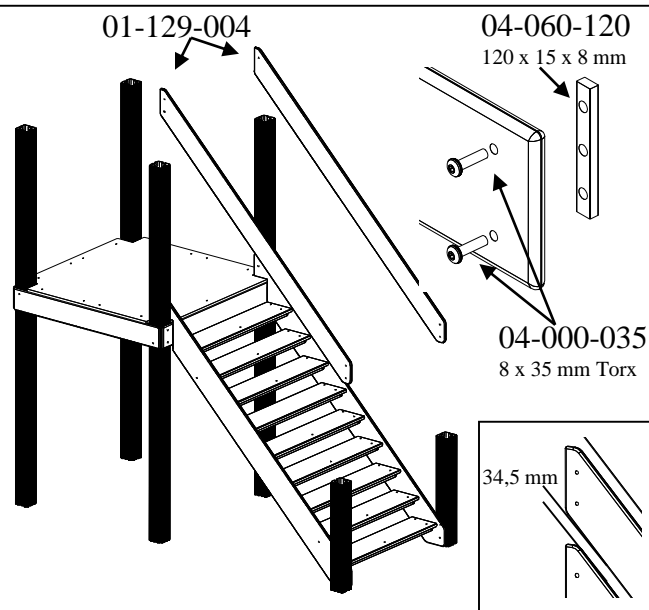
04-060-040  
40 x 15 x 8 mm

04-000-035  
8 x 35 mm Torx

01-129-006

01-129-006

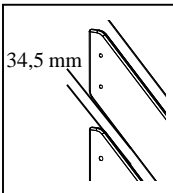
3



01-129-004

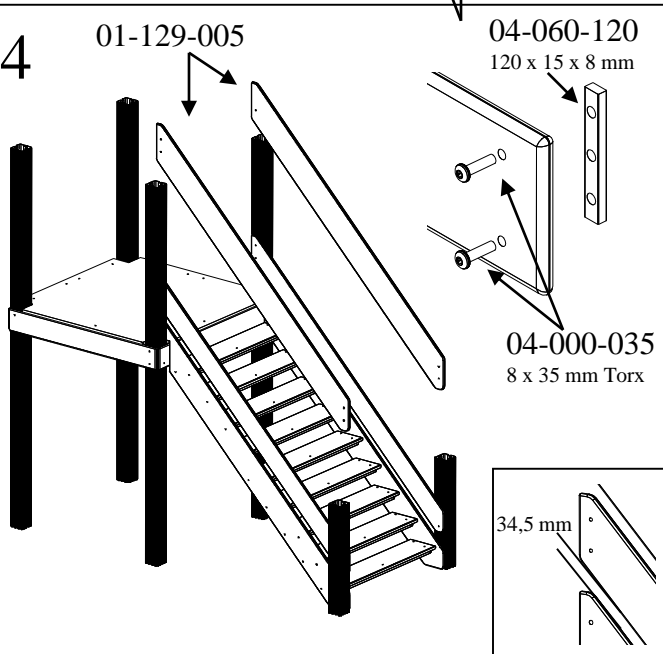
04-060-120  
120 x 15 x 8 mm

04-000-035  
8 x 35 mm Torx



34,5 mm

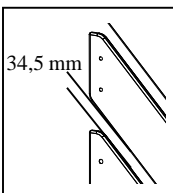
4



01-129-005

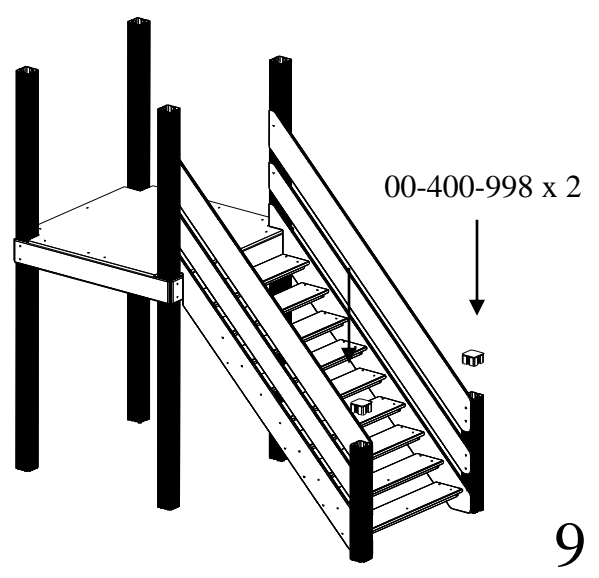
04-060-120  
120 x 15 x 8 mm

04-000-035  
8 x 35 mm Torx



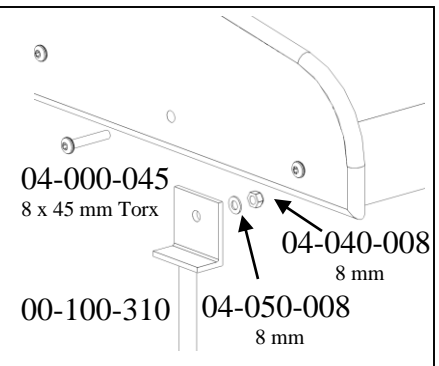
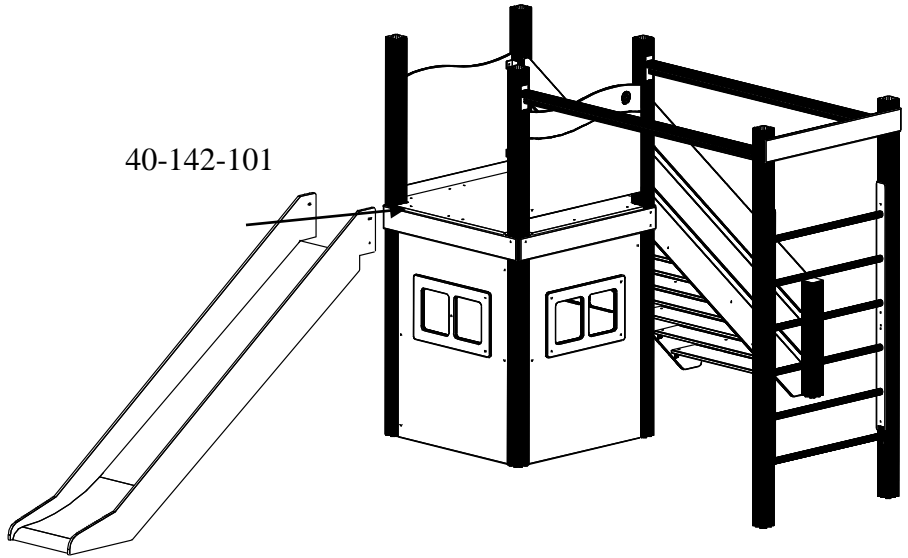
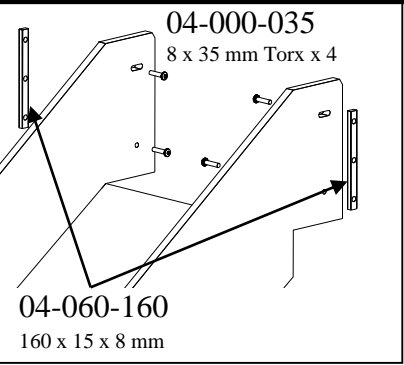
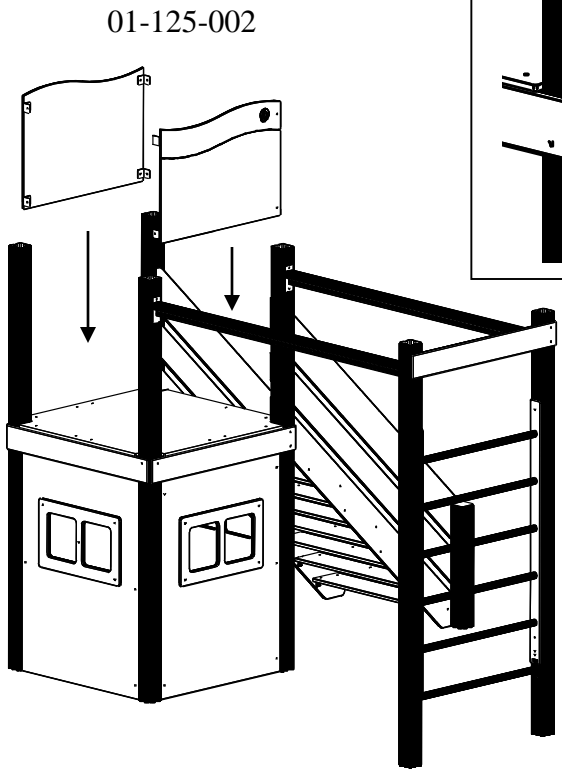
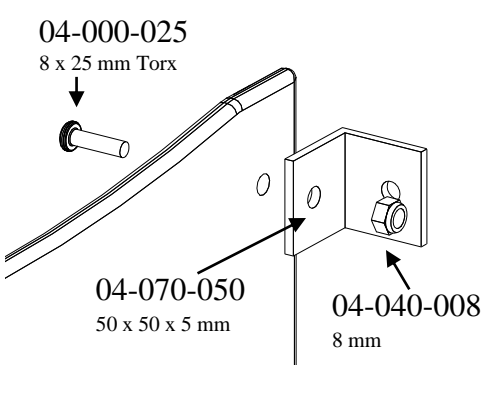
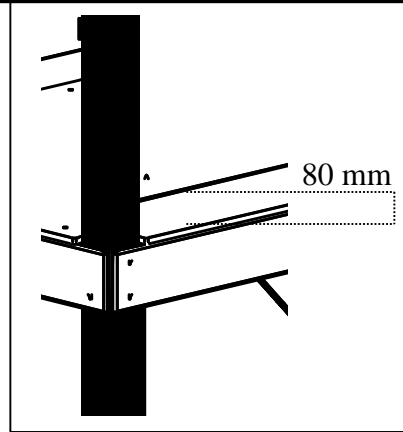
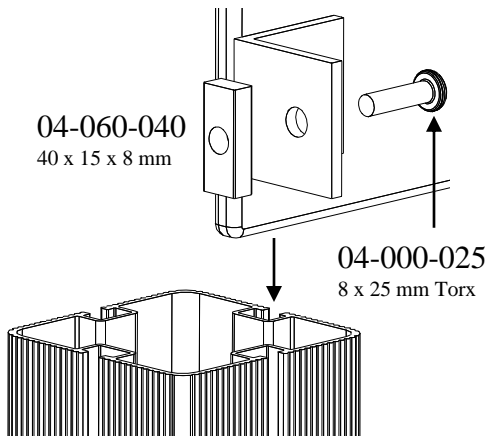
34,5 mm

5




00-400-998 x 2

9




01-126-004



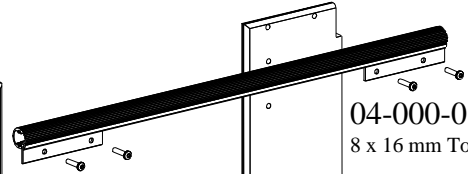
12

04-030-011  
8 x 11mm

04-030-011  
8 x 11mm



01-126-003



04-000-016  
8 x 16 mm Torx

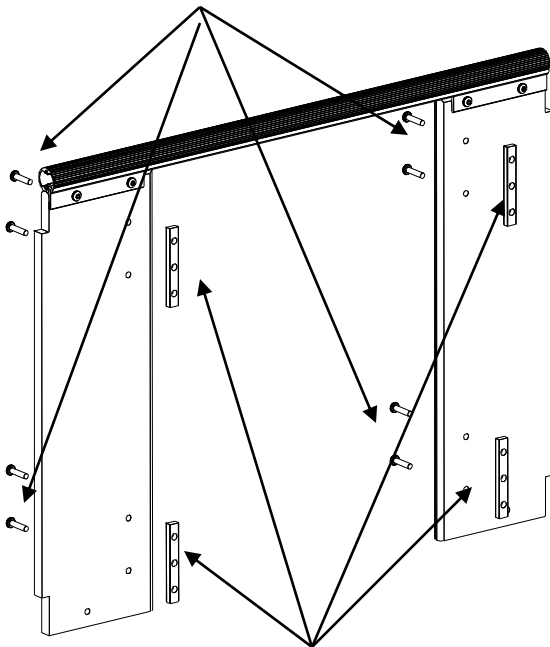


04-000-016  
8 x 16 mm Torx

01-126-003

13

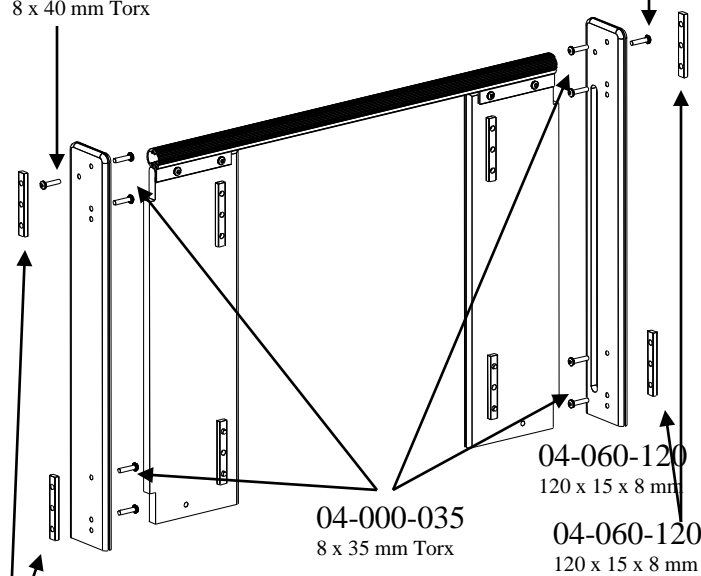
04-000-035  
8 x 35 mm Torx



04-060-120  
120 x 15 x 8 mm

14

04-000-040  
8 x 40 mm Torx



04-000-040  
8 x 40 mm Torx

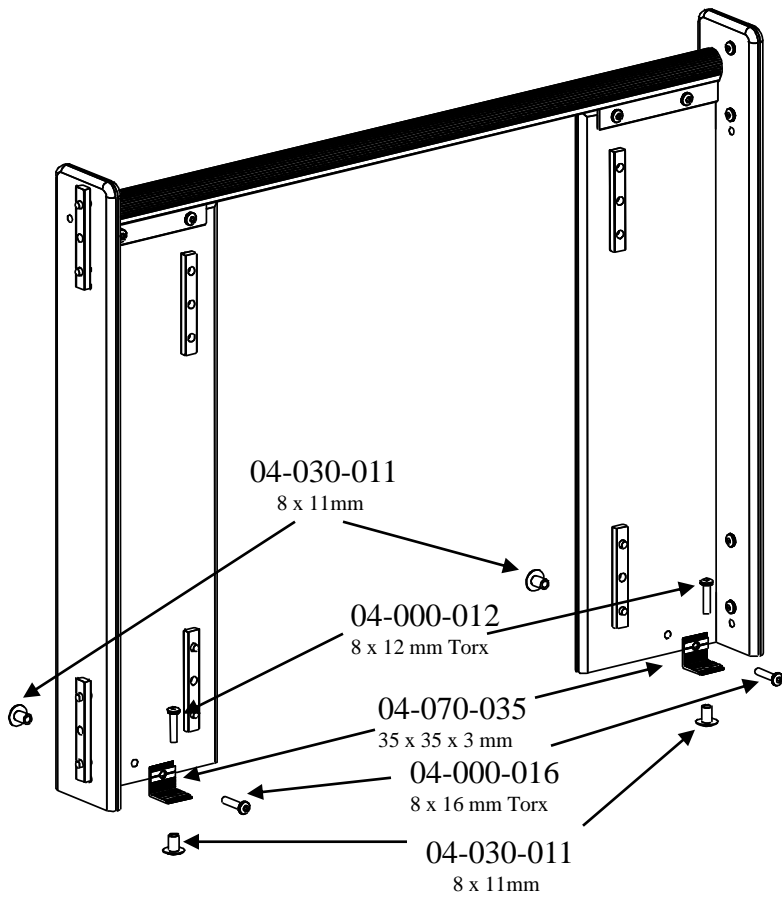
04-000-035  
8 x 35 mm Torx

04-060-120  
120 x 15 x 8 mm

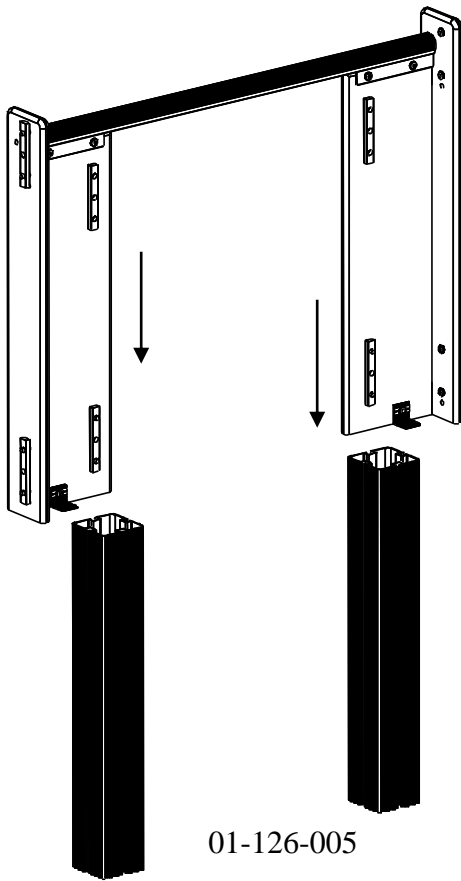
04-060-120  
120 x 15 x 8 mm

04-060-120  
120 x 15 x 8 mm

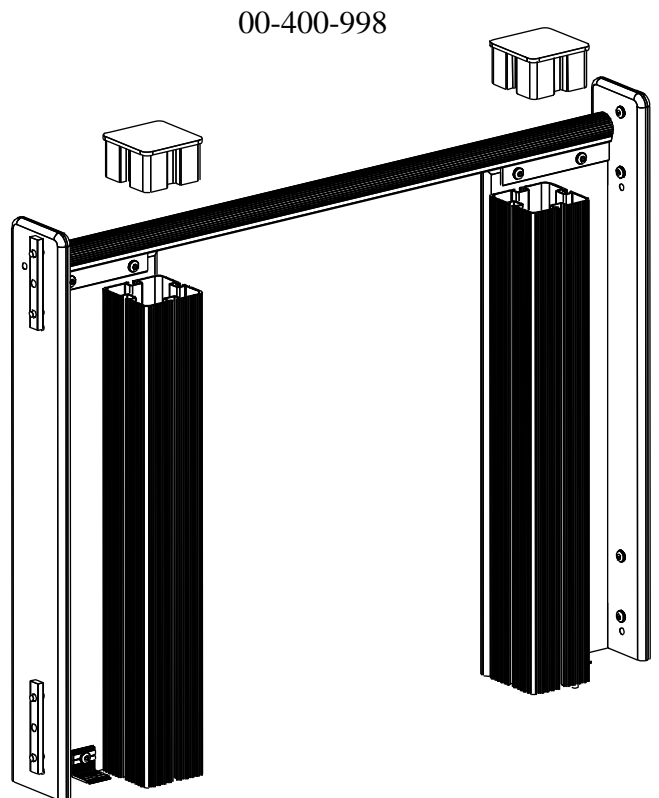
15



16



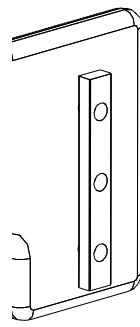
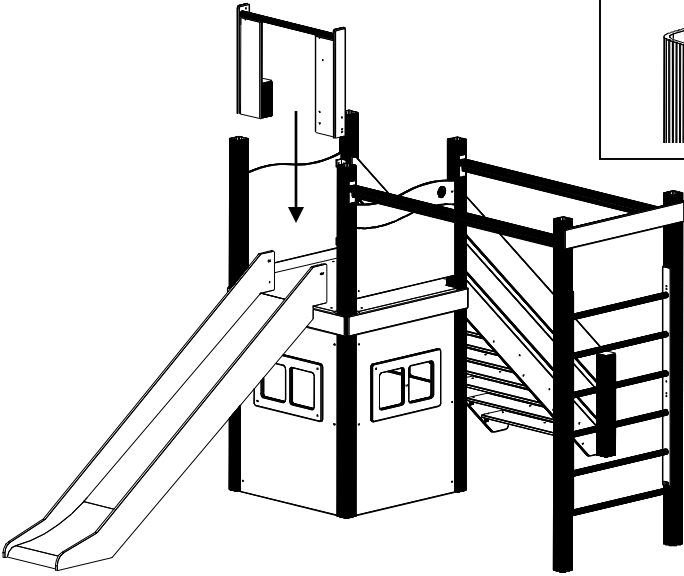
17



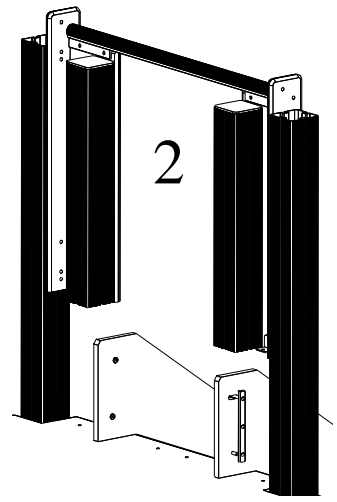
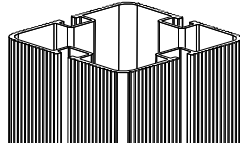
18



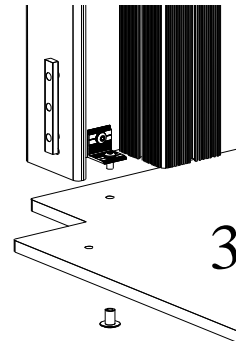
00-400-220



1



2

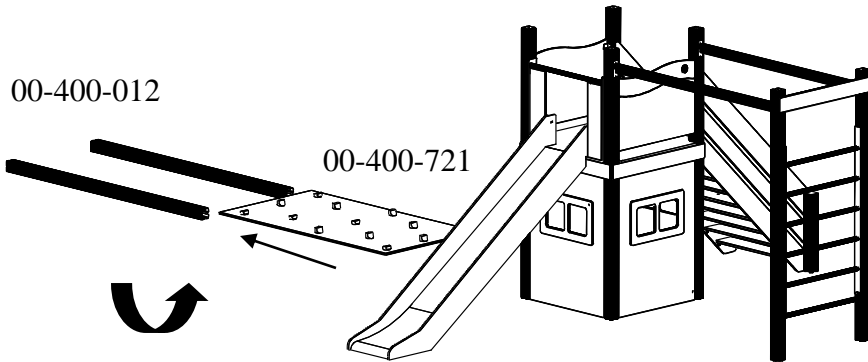


3

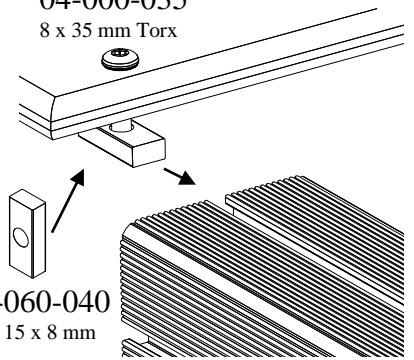
19

00-400-012

00-400-721

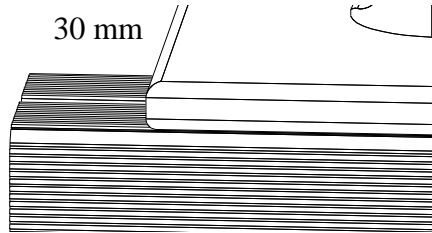


04-000-035  
8 x 35 mm Torx



04-060-040  
40 x 15 x 8 mm

30 mm



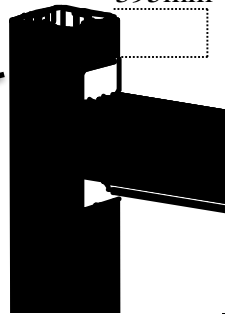
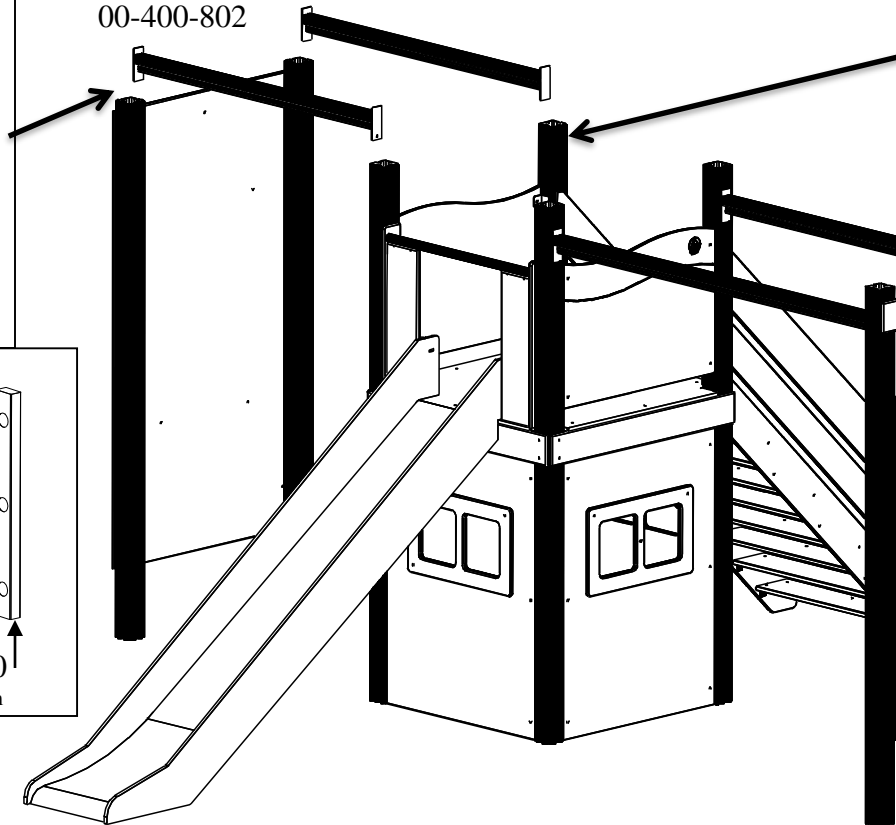
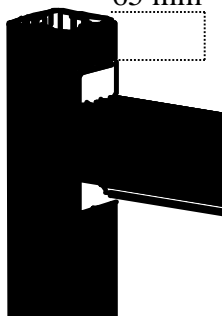
20

65 mm

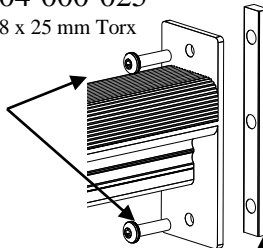
00-400-803

00-400-802

395mm



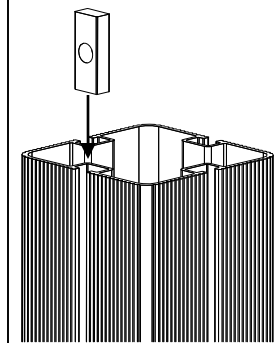
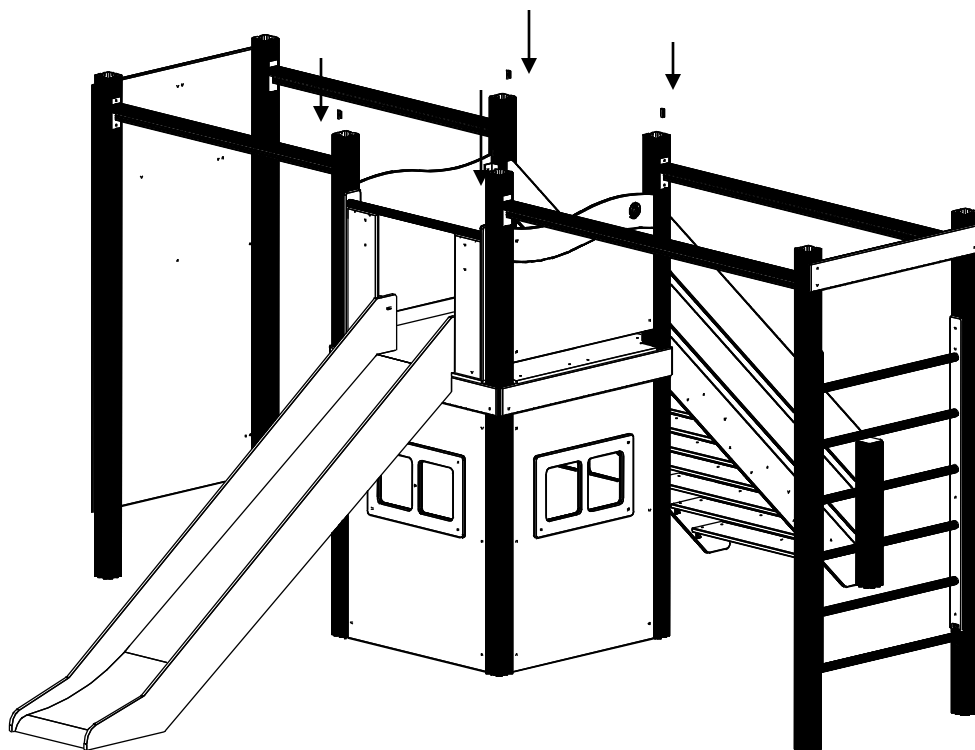
04-000-025  
8 x 25 mm Torx



04-060-160  
160 x 15 x 8 mm

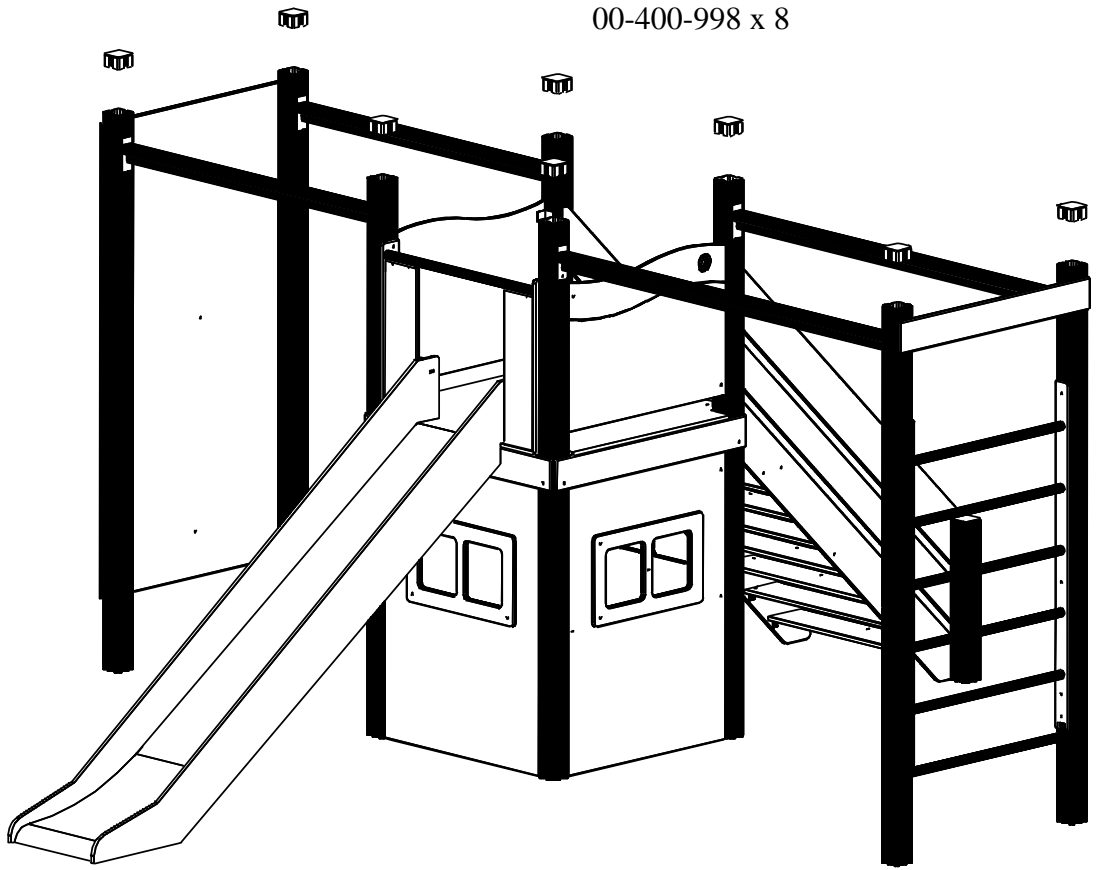
21

04-060-040 x 4  
40 x 15 x 8 mm



22

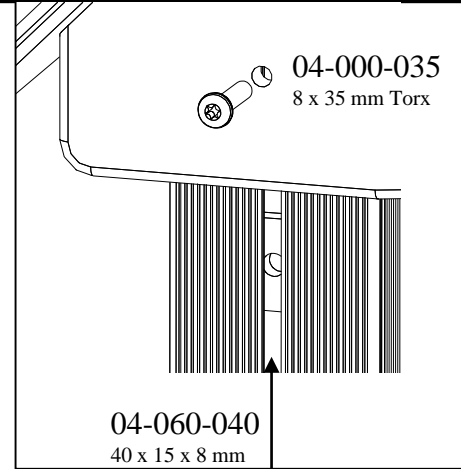
00-400-998 x 8



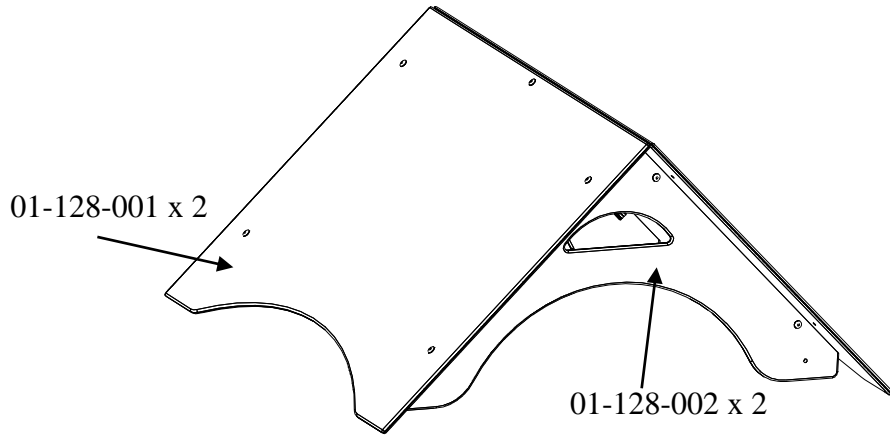
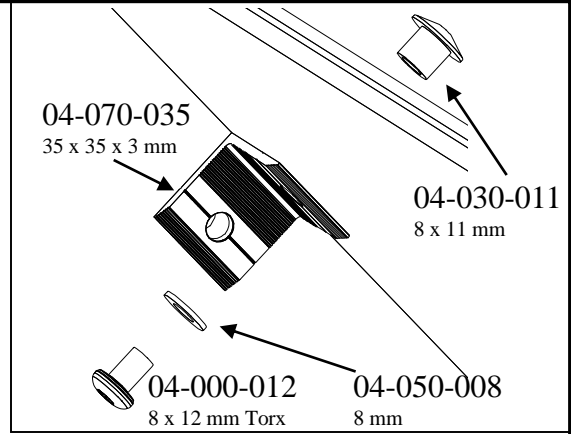
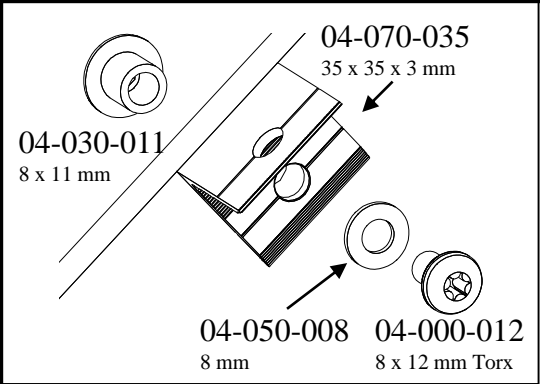
23

- (N) Se neste side for montering av taket
- (UK) See next page for assembly the roof
- (S) Se nesta side för montering av taket

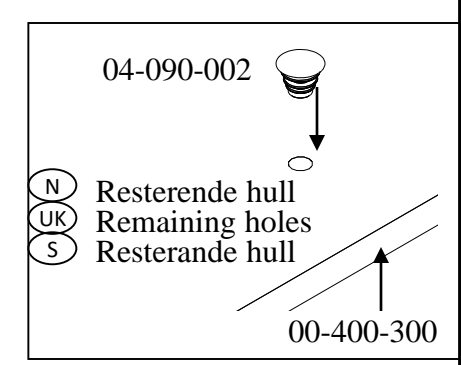
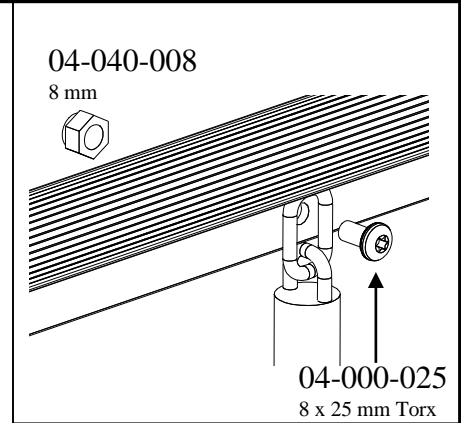
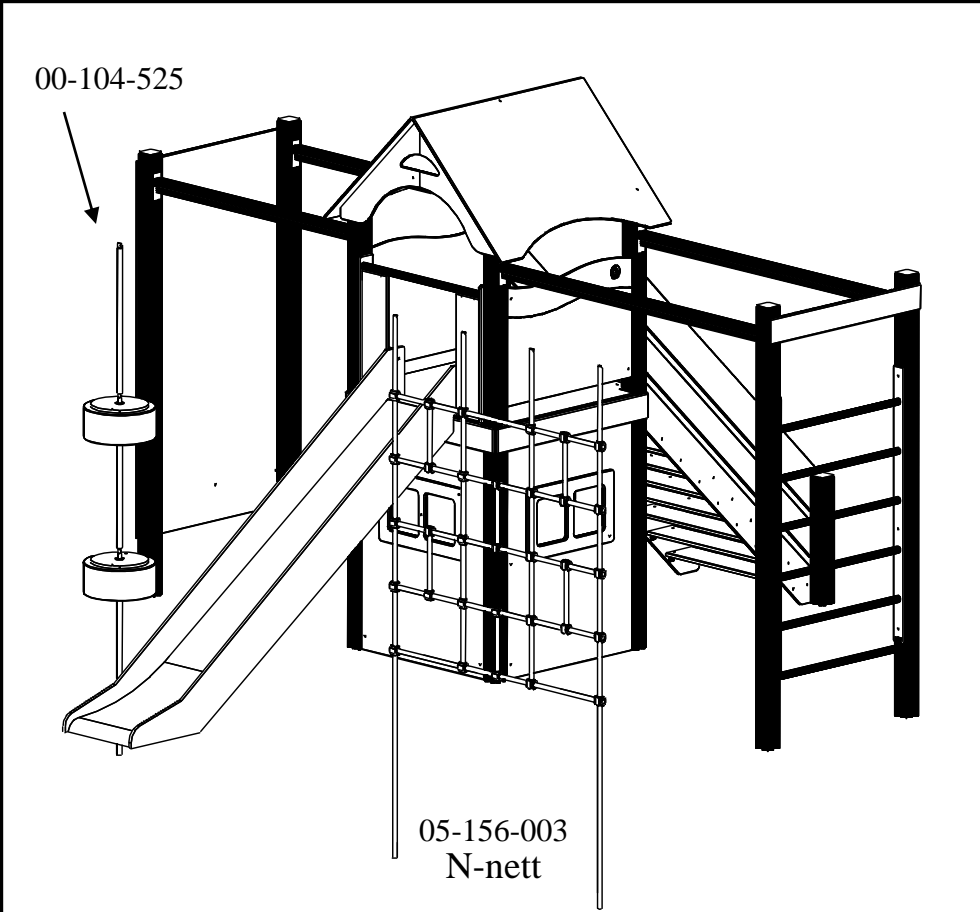
01-128-000



24



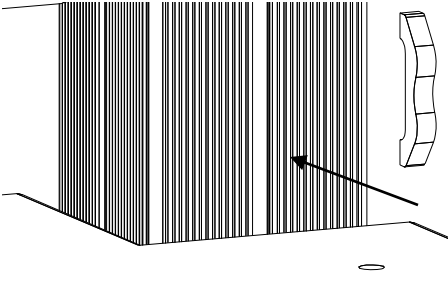
25



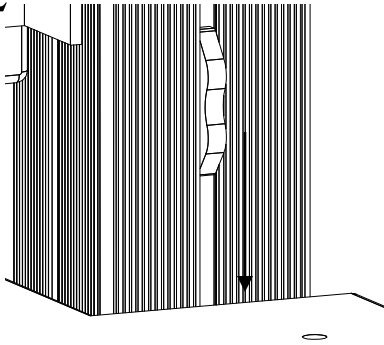
26

1

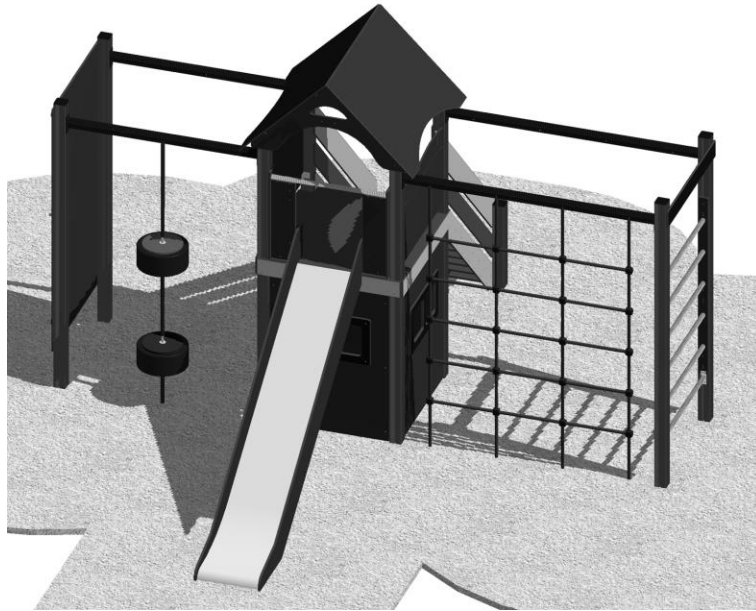
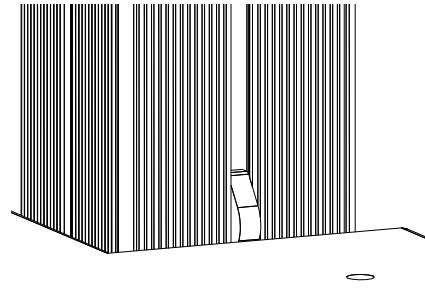
00-400-980



2



3



N

- ☑ Påse at fallunderlag er lagt i henhold til gjeldende regler eller vår anbefaling
- ☑ Fjern alle monteringshjelpemidler ( rester av betong, planker, paller, plast, og lignende)
- ☑ Før utstyret tas i bruk, sjekk at det ikke er hektefare for anorakksnorer og lignende noen steder på lekeapparatet.

NB! Bør stå i 2-3 dager før bruk når forankring støpes.

UK

- ☑ Make sure the area and depth of safer surfacing are according to the current standard, or to the manufacturer's recommendation
- ☑ Make sure all tools and surplus materials are removed before play begins

PS! When complete, allow 2-3 days for the concrete to set before use.



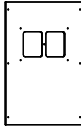








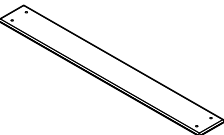

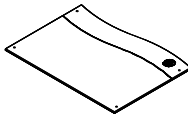
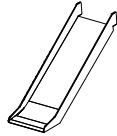
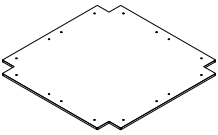
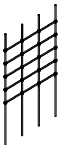

S

- ☑ Kontrollera att fallunderlag är utlagt enligt gällande regler eller vår rekommendation
- ☑ Ta bort alla monteringshjälpmedel (rester av betong, plankor, pallar, plast och liknande)
- ☑ Innan lekredskapet används, kontrollera att anoracksnoddar eller kläder/delar av kläder eller liknande inte kan fastna i några delar på redskapet.

- ☑ OBS! Bör stå i 2-3 dagar innan användning när det gjuts

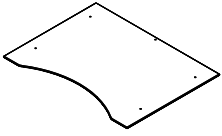


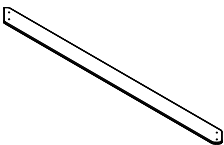
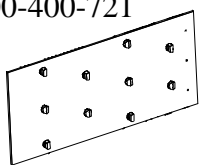
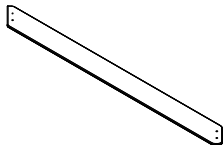
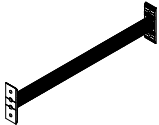
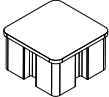

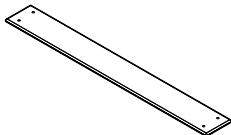
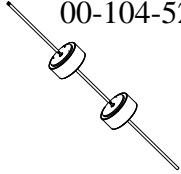
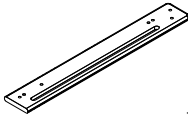

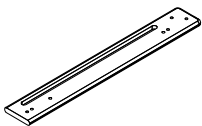
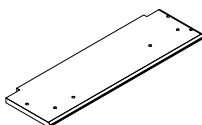
**5**
**Pakkliste for / Parts list for / Packlista för :  
11-145-155**

Sign. \_\_\_\_\_

	Komponenter	Dimensjon	Ant	Lev	Komponenter	Dimensjon	Ant	Lev
	Components	Dimension	Qty	Lev	Components	Dimension	Qty	Lev
	Komponenter	Dimension	Ant	Lev	Komponenter	Dimension	Ant	Lev
	00-400-015 00-400-012 01-129-006 	3230 x 95 x 95 2900 x 95 x 95 1300 x 95 x 95	4 2 2		01-125-004 	1240 x 940 x 24	3	
	01-126-005 	640 x 95 x 95	2		00-400-801  Til 00-156-003	1980 x 150 x 60 4 hull for N-nett	1	
	 00-400-016 Med 2 brikker i hver stolpe <b>H</b>	3030 x 95x 95  Med HPL With HPL Med HPL	1		00-400-844  Til 00-103-700	1980 x 150 x 60 Uten hull	1	
	 00-400-017 Med 2 brikker i hver stolpe <b>V</b>	3030 x 95x 95  Med HPL With HPL Med HPL	1		00-400-802  Til 00-104-525	1500 x 150 x 60	1	
	00-400-101 	1130 x 145 x 15	4		00-400-803 	1500 x 150 x 60	1	
	01-125-002 	940 x 686 x 12	2		40-142-101 	0,5m x 3 m	1	
	00-400-300 	1160 x 1160 x 15	1		 05-156-003 N-nett	1560 x 2980	1	
	01-125-003 	1240 x 940 x 36	1					

**5**
**Pakkliste for / Parts list for / Packlista för :  
11-145-155**



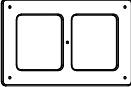
Sign. \_\_\_\_\_

N UK S	Komponenter	Dimensjon	Ant	Lev	Komponenter	Dimensjon	Ant	Lev
	Components	Dimension	Qty	Lev	Components	Dimension	Qty	Lev
	Komponenter	Dimension	Ant	Lev	Komponenter	Dimension	Ant	Lev
	01-128-001 	1280 x 960 x 12	2		01-129-084 	2142 x 940x 190	1	
	01-128-002 	1216 x 668 x 12	2		01-129-004 	2152 x 145 x 15	2	
	00-400-721 	2070 x 1130 x 15	1		01-129-005 	2197 x 195 x 15	2	
	00-400-150 	940 x 120 x 40	1		00-400-998  00-400-997 Med hull	55 x 95 x 95	12	
	00-400-149 	940 x 37	5		00-400-102 	1130 x 145 x 12	1	
	00-104-525 	2790 x 25	1		01-126-001  H	750 x 107,5 x 18	1	
	00-100-310 	512 x 120	2		01-126-002  V	750 x 107,5 x 18	1	
					01-126-003 	674 x 205 x 18	2	



Sign. \_\_\_\_\_

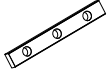


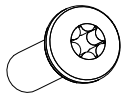
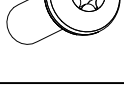




N  
UK  
S

Komponenter Components Komponenter	Dimensjon Dimension Dimension	Ant Qty Ant	Lev Lev	Komponenter Components Komponenter	Dimensjon Dimension Dimension	Ant Qty Ant	Lev Lev
01-125-103 	350 x 160	1					
01-125-102 	800 x 90	1					
01-125-101 	680 x 400	3					

5

**Pakkliste for / Parts list for / Packlista för :**  
**11-145-155**

Sign. \_\_\_\_\_

N UK S	01-126-004	904 x 61 x 37	1					
	<b>Bolter/skruer</b> <b>Bolts/Screws</b> <b>Komponenter</b>	<b>Dimensjon</b> <b>Dimension</b> <b>Dimension</b>	<b>Ant</b> <b>Qty</b> <b>Ant</b>	<b>Lev</b> <b>Lev</b>	<b>Bolter/skruer</b> <b>Bolts/Screws</b> <b>Bultar/Skruvar</b>	<b>Dimensjon</b> <b>Dimension</b> <b>Dimension</b>	<b>Ant</b> <b>Qty</b> <b>Ant</b>	<b>Lev</b> <b>Lev</b>
	04-060-120 120 x 15 x 8 mm	2		(N) Produkt merking				
	04-060-160 160 x 15 x 8 mm	6		(UK) Product marking				
	04-060-050 50 x 15 x 8 mm	8		(S) Produkt märkning		1		
	04-000-025 8 x 25 mm Torx	25						
	04-000-035 8 x 35 mm Torx	28						
	04-040-008 8 mm	5						
	04-050-008 8 mm	5						
	04-090-002	26						
	00-400-980	4						

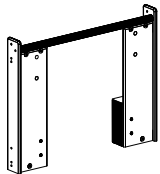

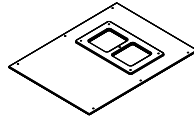











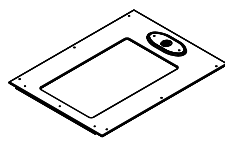







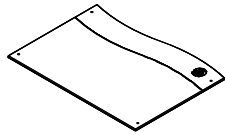












5

**Pakkliste for / Parts list for / Packlista för :  
11-145-155**

Sign. \_\_\_\_\_

**Boltepakker for / Boltpackage for / Bultpaket för**
**11-145-155**

 N  
UK  
S

01-400-220 	 <b>04-060-120</b> 120 x 15 x 8 mm	<b>8</b>	01-125-004 	 <b>04-060-050</b> 50 x 15 x 8 mm	<b>18</b>	
	<b>04-000-012</b> 8 x 12 mm Torx	<b>2</b>		 <b>04-000-025</b> 8 x 25 mm Torx	<b>36</b>	
	 <b>04-000-016</b> 8 x 16 mm Torx	<b>6</b>		<b>04-000-012</b> 8 x 12 mm Torx	<b>15</b>	
	 <b>04-000-035</b> 8 x 35 mm Torx	<b>16</b>		 <b>04-030-016</b> 8 x 16 mm	<b>15</b>	
	<b>04-000-045</b> 8 x 45 mm Torx	<b>2</b>		 <b>04-040-008</b> 8 mm	<b>18</b>	
	 <b>04-090-001</b> 8 mm	<b>2</b>		 <b>04-075-050</b> 50 x 50 x 5 mm 9mm hull	<b>18</b>	
	 <b>04-070-035</b> 35 x 35 x 3 mm	<b>2</b>		Antall Number Antal 		
	 <b>04-030-011</b> 8 x 11mm	<b>8</b>		01-125-003 	 <b>04-060-050</b> 50 x 15 x 8 mm	<b>6</b>
	 <b>04-050-008</b> 8 mm	<b>4</b>			 <b>04-030-016</b> 8 x 16 mm	<b>5</b>
	 <b>04-090-002</b>	<b>4</b>			 <b>04-000-012</b> 8 x 12 mm Torx	<b>5</b>
Antall Number Antal 		<b>04-000-025</b> 8 x 25 mm Torx	<b>12</b>			
		 <b>04-040-008</b> 8 mm	<b>6</b>			
01-125-002 	 <b>04-060-050</b> 50 x 15 x 8 mm	<b>8</b>	 <b>04-075-050</b> 50 x 50 x 5 mm 9mm hull	<b>6</b>		
Antall Number Antal 	 <b>04-000-025</b> 8 x 25 mm Torx	<b>16</b>	40-142-101 	 <b>04-060-160</b> 160 x 15 x 8 mm	<b>2</b>	
	 <b>04-075-050</b> 50 x 50 x 5 mm 9mm hull	<b>8</b>		 <b>04-000-035</b> 8 x 35 mm Torx	<b>4</b>	
Antall Number Antal 	 <b>04-040-008</b> 8 mm	<b>8</b>		<b>04-000-045</b> 8 x 45 mm Torx	<b>2</b>	
				 <b>04-040-008</b> 8 mm	<b>2</b>	
			Antall Number Antal 			








5




**Pakkliste for / Parts list for / Packlista för :**  
**11-145-155**

Sign. \_\_\_\_\_

**Boltepakker for / Boltpackage for / Bultpaket för**

**11-145-155**

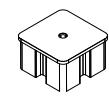
<p>01-128-000</p>  <p>Antall Number Antal</p>	 <p>04-060-050 50 x 15 x 8 mm</p>	<b>4</b>			
	 <p>04-000-012 8 x 12 mm Torx</p>	<b>22</b>			
	 <p>04-000-035 8 x 35 mm Torx</p>	<b>4</b>			
	 <p>04-070-035 35 x 35 x 3 mm</p>	<b>11</b>			
	 <p>04-030-011 8 x 11 mm</p>	<b>22</b>			
 <p>04-050-008 8 mm</p>	<b>22</b>				

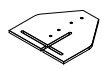





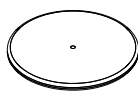





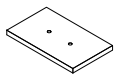


<p>01-129-080</p>  <p>Antall Number Antal</p>	 <p>04-060-120 120 x 15 x 8 mm</p>	<b>12</b>			
	 <p>04-000-035 8 x 35 mm Torx</p>	<b>22</b>			

**Forankring / Foundations / Markförankring**

**00-003-003**

- |                          |                   |                       |                     |                       |
|--------------------------|-------------------|-----------------------|---------------------|-----------------------|
| <input type="radio"/> N  | <b>Er bestilt</b> | <input type="radio"/> | <b>Ikke bestilt</b> | <input type="radio"/> |
| <input type="radio"/> UK | <b>In order</b>   | <input type="radio"/> | <b>Not in order</b> | <input type="radio"/> |
| <input type="radio"/> S  | <b>Beställt</b>   | <input type="radio"/> | <b>Ej beställt</b>  | <input type="radio"/> |

00-400-997 	-10
---	-----

	 00-003-100						04-000-035 8 x 35 mm Torx	30	
	 00-003-101						04-050-008 8 mm	30	
	 00-003-102						04-060-120 120 x 15 x 8 mm	20	
	00-003-103 						04-000-040 8 x 40 mm Torx	4	
							04-040-008 8 mm	5	
							04-050-008 8 mm	5	
Eller Or Eller	00-003-105 						04-010-035 10 x 35 mm	4	
	00-003-106 						04-040-010 10 mm	4	
							04-050-010 10 mm	4	