

(N) Monteringsanvisning

(EN) Assembly Instructions

(S) Monteringsanvisning

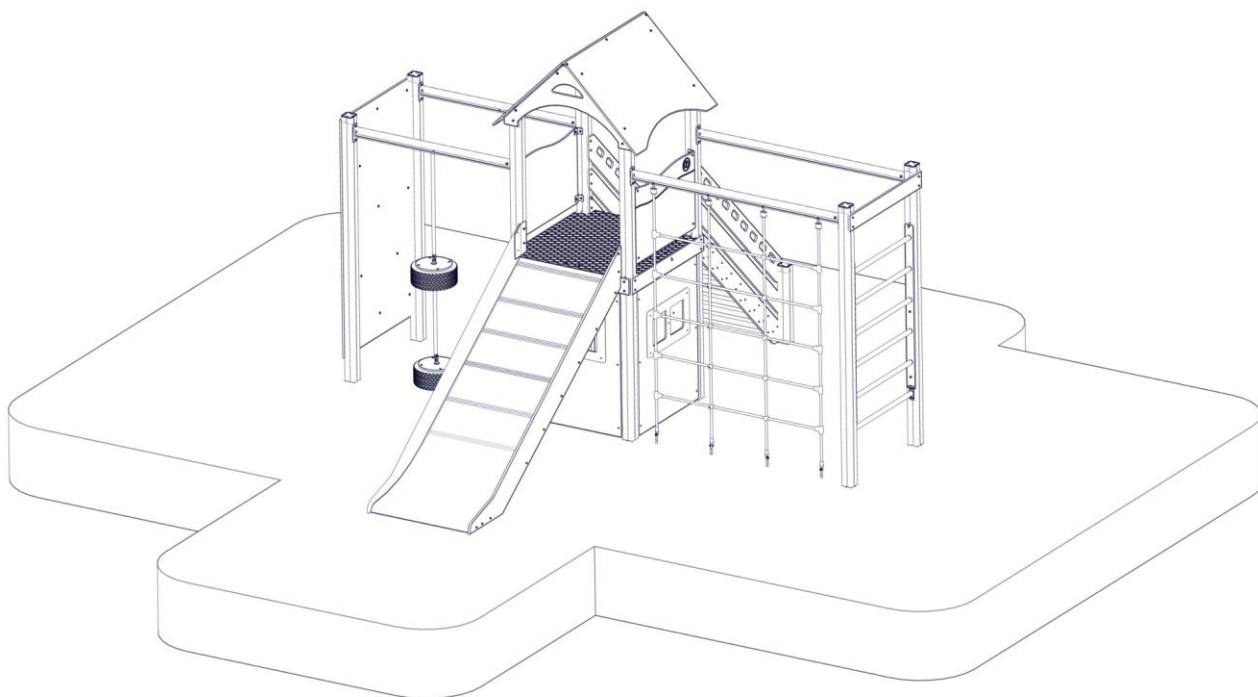
Produkt nr. / Product no. / Produkt nr.

11-145-156

Ordr. nr. _____

Dato. _____

Sign. _____



Søve Lekemiljø AS
3830 Ulefoss - Norway
Tlf: +47 35 94 65 65
www.sove.no



Søve AB
412 50 Göteborg
Phone: +46 (0)31 773 97 00
www.sove.se

21.12.2011

1

Monteringstips / Assembly Advice / Monteringsstips

N

- 3 Les monteringsanvisningen nøye før montering.
- 3 Monter elementene i rekkefølgen som vist.
- 3 Boltene bør ikke skrues for hardt til før alt er montert, vatret og loddet. Skru så boltene til.
NB! Ved bruk av drill, kan boltene ryke.
- 3 På grunn av at solen kan gjøre rutsjeflaten veldig varm, bør rutsjebanens utløp vende mot nord-øst eller nord-vest.
- 3 Er lekeutstyret plassert i naturlige ferdselstraséer må området sikres mot spontan gjennomgang.
- 3 Innspringningshinder bør vurderes rundt lekeapparater hvor det er stor bevegelse, f.eks. ved huskestativ.
- 3 Det bør være fritt innsyn til lekeutstyr som er beregnet for barn under 3 år.

**NB! Under monteringsarbeidet må utstyr, som ikke er forankret forsvarlig i bakken, avstives slik at det ikke velte.
Området må avstenges under oppsettelse av apparatene med sperrebånd eller lignende.**

UK

- 3 Read the instruction carefully before assembling the play unit.
- 3 Assemble the components in the sequence shown in these instructions.
- 3 Fixings must not be fully tightened during assembly. Before casting the foundations, the structure must be level and plumb, at which point all fixings are tightened.
- PS! If use of drill, the bolts may be wrecked.
- 3 Avoid positioning the slide facing due south because of overheating – ideal positions are facing north-east or north-west.
- 3 Secure the construction-area to prevent people from walking through it.
- 3 Consider installing barriers around play-equipment which gives rise to a lot of activity – i.e. swings.
- 3 Ensure that clear vision is possible across the play area so that supervision is possible from any position, particularly where children under 3 years of age will be playing.

NB! During assembly of the equipment, ensure that all structures are securely propped, especially when left overnight. Also ensure that equipment is supported whilst concrete foundations are setting and enclose the area securely to prevent access.

5

3 Läs monteringsanvisningen noga före montering.

3 Montera delarna i den ordningen som anvisas

3 Skruvarna bör inte skruvas för hårt tills allt är monterat, i våg och lodat.

OBS! Används elektrisk skruvdragare, kan bulten gå sönder. Hårdra därför manuellt!

3 Solen kan göra att rutchbanan blir väldigt varm. Banans nedfart rekommenderas att vändas i norrlig riktning

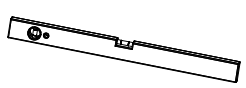
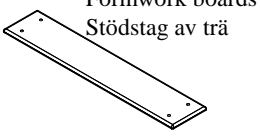
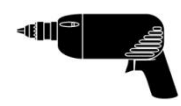
3 Om lekplatsen placeras vid en gångväg mm bör området säkras mot genomfart av gående och cyklister.

3 Inspringningshinder bör placeras runt lekutrustning med stor rörelse, t ex, gungställning.


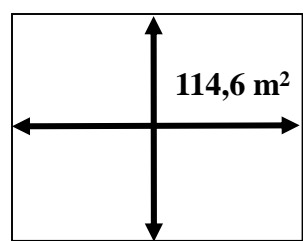
3 Det bör vara fri insyn till lekutrustning beräknat till barn under 3 år.

OBS! Under monteringsarbete bör utrustningen som inte ska förankras i marken, ställs så att den inte kan välta.

Området måste spärras när lekutrustningen byggs upp, med avspärrningsband eller liknande.


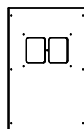






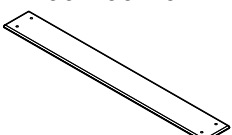

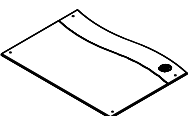
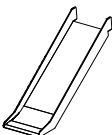
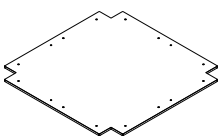
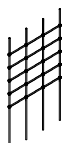

2**Nødvendig verktøy / Tools required / Nödvändiga verktyg**N
UK
S**A****B**Torx Nr 45
High quality**C**13 mm
17 mm**D****E****F****G****I**Forskalingsbord
Formwork boards
Stödtag av trä**K****L**Merkbånd
Mark ribbon
Märkeband**M****H**Metermål
Metric measure
Tumstock**J****N**

5 mm

**3****Nødvendig antall personer / Number of persons required / Lämpligt antal personer**N
UK
S**4****Anbefalt arealbehov ved montering / Recommended working space / Rekommenderad arealbehov vid montering**N
UK
S

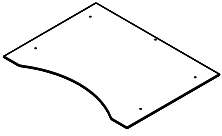


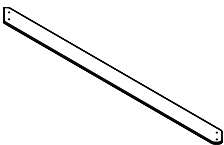
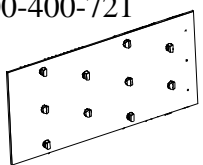
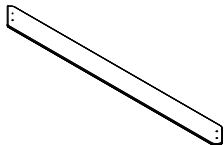
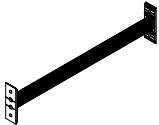
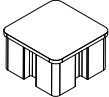

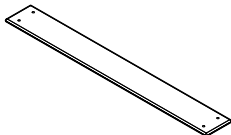
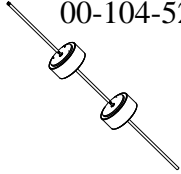
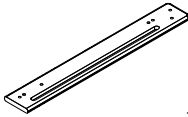

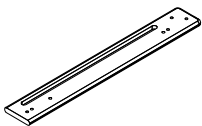
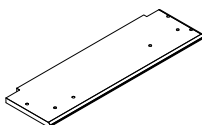
5
**Pakkliste for / Parts list for / Packlista för :
11-145-155**

Sign. _____

(N) (UK) (S)	Komponenter	Dimensjon	Ant	Lev	Komponenter	Dimensjon	Ant	Lev
	Components	Dimension	Qty	Lev	Components	Dimension	Qty	Lev
	Komponenter	Dimension	Ant	Lev	Komponenter	Dimension	Ant	Lev
	00-400-015 00-400-012 01-129-006 	3230 x 95 x 95 2900 x 95 x 95 1300 x 95 x 95	4 2 2		01-125-004 	1240 x 940 x 24	3	
	01-126-005 	640 x 95 x 95	2		00-400-801  Til 00-156-003	1980 x 150 x 60	1	
	 00-400-016 Med 2 brikker i hver stolpe	3230 x 95x 95 (N) Med HPL (UK) With HPL (S) Med HPL	1		00-400-799  Til 00-103-700	1980 x 150 x 60	1	
	 00-400-017 Med 2 brikker i hver stolpe	3230 x 95x 95 (N) Med HPL (UK) With HPL (S) Med HPL	1		00-400-802  Til 00-104-525	1500 x 150 x 60	1	
	00-400-101 	1130 x 145 x 15	4		00-400-803 	1500 x 150 x 60	1	
	01-125-002 	940 x 686 x 12	2		40-142-101 	0,5m x 3 m	1	
	00-400-300 	1160 x 1160 x 15	1		 05-156-003 N-nett	1560 x 2980	1	
	01-125-003 	1240 x 940 x 36	1					

5
**Pakkliste for / Parts list for / Packlista för :
11-145-155**



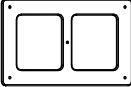
Sign. _____

N UK S	Komponenter	Dimensjon	Ant	Lev	Komponenter	Dimensjon	Ant	Lev
	Components	Dimension	Qty	Lev	Components	Dimension	Qty	Lev
	Komponenter	Dimension	Ant	Lev	Komponenter	Dimension	Ant	Lev
	01-128-001 	1280 x 960 x 12	2		01-129-084 	2142 x 940x 190	1	
	01-128-002 	1216 x 668 x 12	2		01-129-004 	2152 x 145 x 15	2	
	00-400-721 	2070 x 1130 x 15	1		01-129-005 	2197 x 195 x 15	2	
	00-400-150 	940 x 120 x 40	1		00-400-998  00-400-997 Med hull	55 x 95 x 95	12	
	00-400-149 	940 x 37	5		00-400-102 	1130 x 145 x 12	1	
	00-104-525 	2790 x 25	1		01-126-001  H	750 x 107,5 x 18	1	
	00-100-310 	512 x 120	2		01-126-002  V	750 x 107,5 x 18	1	
					01-126-003 	674 x 205 x 18	2	

**Pakkliste for / Parts list for / Packlista för :
11-140-100**

Sign. _____



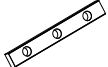

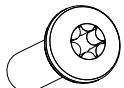




(N)
(UK)
(S)

Komponenter Components Komponenter	Dimensjon Dimension Dimension	Ant Qty Ant	Lev Lev	Komponenter Components Komponenter	Dimensjon Dimension Dimension	Ant Qty Ant	Lev Lev
01-125-103 	350 x 160	1					
01-125-102 	800 x 90	1					
01-125-101 	680 x 400	3					

5

**Pakkliste for / Parts list for / Packlista för :
11-145-155**

Sign. _____

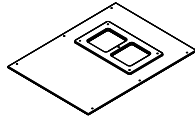






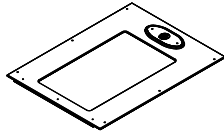





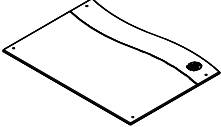





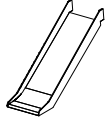



	01-126-004							
		904 x 61 x 37	1					
	Bolter/skruer Bolts/Screws Komponenter	Dimensjon Dimension Dimension	Ant Qty Ant	Lev Lev	Bolter/skruer Bolts/Screws Bultar/Skruvar	Dimensjon Dimension Dimension	Ant Qty Ant	Lev Lev
	 	04-060-120 120 x 15 x 8 mm 04-060-160 160 x 15 x 8 mm 04-060-040 40 x 15 x 8 mm	0 6 12		(N) Produkt merking (UK) Product marking (S) Produkt märkning		1	
		04-000-025 8 x 25 mm Torx 04-000-035 8 x 35 mm Torx	25 28					
		04-040-008 8 mm	5					
		04-050-008 8 mm	5					
		04-090-002	26					
		00-400-980	4					

5

**Pakkliste for / Parts list for / Packlista för :
11-145-155**

Sign. _____

Boltepakker for / Boltpackage for / Bultpaket för
11-145-155

			01-125-004			 04-060-040 40 x 15 x 8 mm	6 X 3	
						 04-000-025 8 x 25 mm Torx	12 X 3	
						04-000-012 8 x 12 mm Torx	5 X 3	
						 04-030-016 8 x 16mm	5 X 3	
						 04-040-008 8 mm	6 X 3	
						 04-076-050 50 x 50 x 5 mm	6 X 3	
			Antall Number Antal					
			01-125-003			 04-060-040 40 x 15 x 8 mm	6	
						 04-030-016 8 x 16mm	5	
						04-000-012 8 x 12 mm Torx	5	
						 04-000-025 8 x 25 mm Torx	12	
						 04-040-008 8 mm	6	
						 04-076-050 50 x 50 x 5 mm	6	
			Antall Number Antal					
01-125-002			01-125-002			 04-060-040 40 x 15 x 8 mm	4 X 2	
 04-000-025 8 x 25 mm Torx						8 X 2		
 04-076-050 50 x 50 x 5 mm						4 X 2		
 04-040-008 8 mm						4 X 2		
			Antall Number Antal					
			Bredde 1 meter	40-142-105		 04-060-050 50 x 15 x 8 mm	4	
						 04-000-035 8 x 35 mm Torx	4	
						04-000-045 8 x 45 mm Torx	2	
						 04-040-008 8 mm	2	
						Monteringsanvisning Assembly Instructions Monteringsanvisning	1	
			Antall Number Antal					








5




Pakkliste for / Parts list for / Packlista för :
11-145-155

Sign. _____

Boltepakker for / Boltpackage for / Bultpaket för

11-145-155

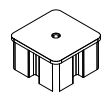
01-128-000  Antall Number Antal	 04-060-040 40 x 15 x 8 mm	4		
	 04-000-012 8 x 12 mm Torx	22		
	 04-000-035 8 x 35 mm Torx	4		
	 04-070-035 35 x 35 x 3 mm	11		
	 04-030-011 8 x 11 mm	22		
	 04-050-008 8 mm	22		

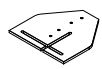





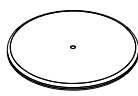





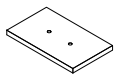


HC trapp 01-129-080  Antall Number Antal	 04-060-120 120 x 15 x 8 mm	12		
	 04-000-035 8 x 35 mm Torx	22		

Forankring / Foundations / Markförankring

00-003-003

- N Er bestilt Ikke bestilt
- UK In order Not in order
- S Beställt Ej beställt

00-400-997 	-10	
---	------------	--

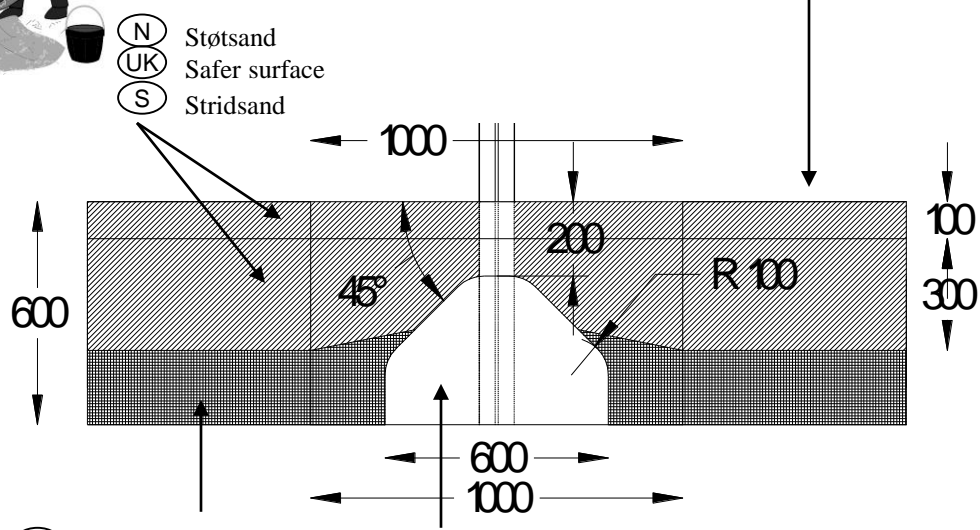
	 00-003-100  00-003-101  00-003-102		10			 04-000-035 8 x 35 mm Torx	30	
						 04-050-008 8 mm	30	
						 04-060-120 120 x 15 x 8 mm	20	
	00-003-103 					 04-000-040 8 x 40 mm Torx	4	
						 04-040-008 8 mm	5	
						 04-050-008 8 mm	5	
	00-003-105 					 04-010-035 10 x 35 mm	4	
Eller Or Eller	00-003-106 					 04-040-010 10 mm	4	
						 04-050-010 10 mm	4	

6

Fundamentering med betong / Foundation concrete / Förankring med betong



(N) Bakkenivå (UK) Ground level (S) Marknivå

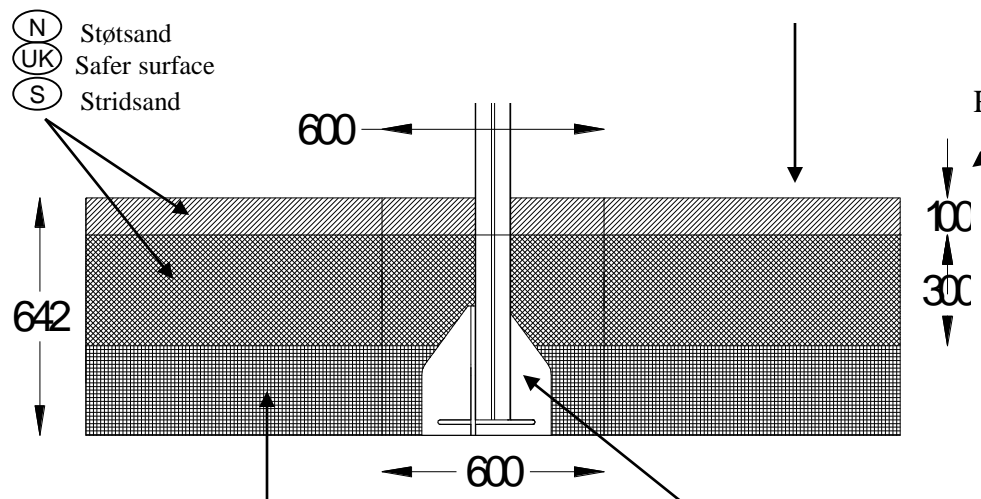


(N) Komprimert masse. betong
 (UK) Compressed mass. concrete
 (S) Komprimerad massa. betong

6

Fundamentering uten betong / Foundation without concrete / Förankring utan betong

(N) Bakkenivå (UK) Ground level (S) Marknivå



(N) Støtsand
 (UK) Safer surface
 (S) Stridsand

(N) Komprimert masse Støpefri nedgraving
 (UK) Compressed mass Concrete-free anchor
 (S) Komprimerad massa Nedgravningsfundament

(N)

Alle mål er oppgitt i millimeter

(UK)

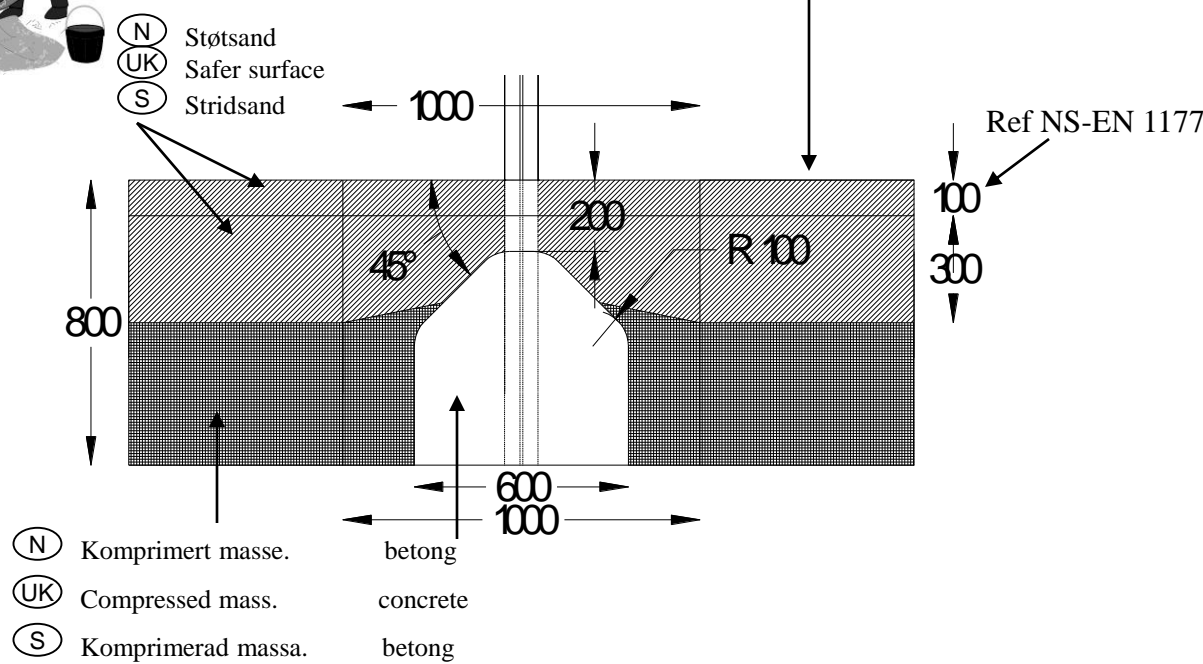
Scale measured in mm

(S)

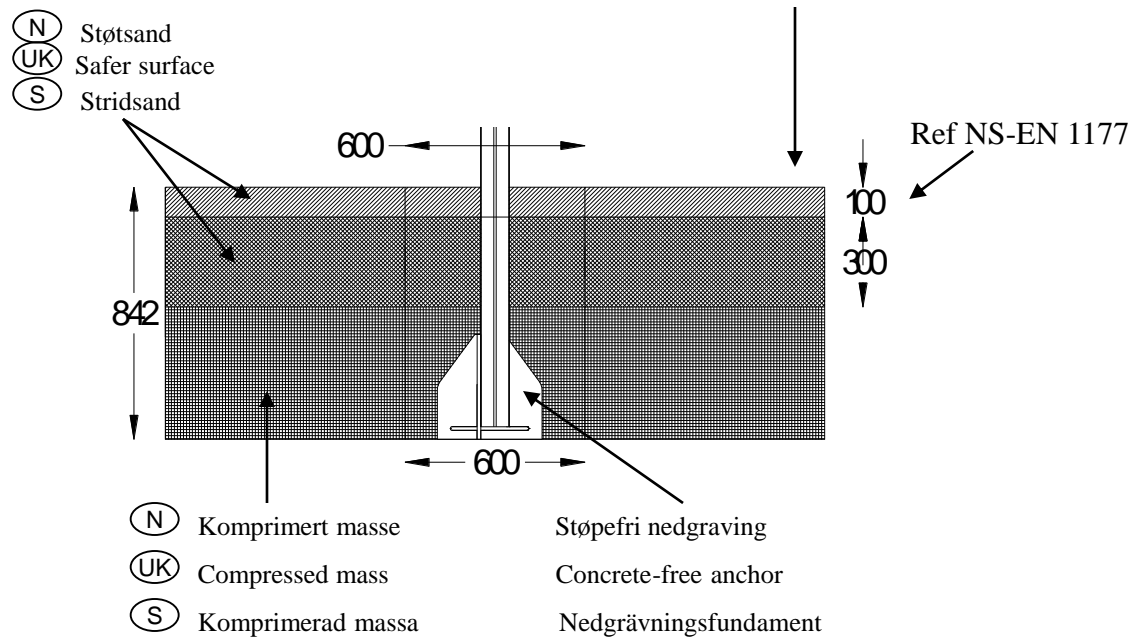
Alla mått är i millimeter.

6**Fundamentering med betong / Foundation concrete / Förankring med betong**

(N) Bakkenivå (UK) Ground level (S) Marknivå

**6****Fundamentering uten betong / Foundation without concrete / Förankring utan betong**

(N) Bakkenivå (UK) Ground level (S) Marknivå



(N)

Alle mål er oppgitt i millimeter

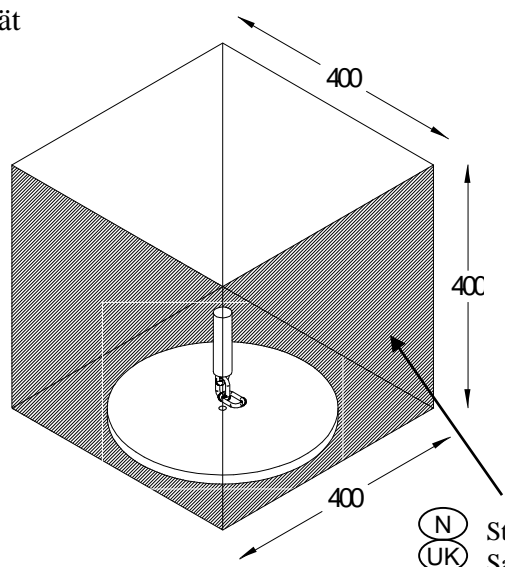
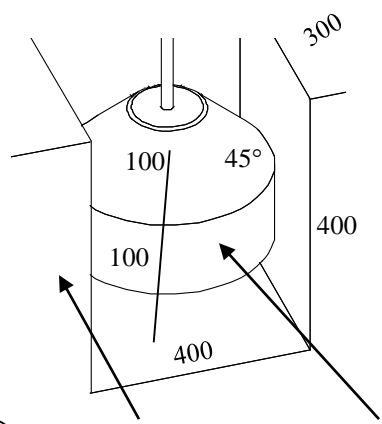
(UK)

Scale measured in mm

(S)

Alla mått är i millimeter.

- (N) For klatrenett
- (UK) For climbing net
- (S) För klätternät

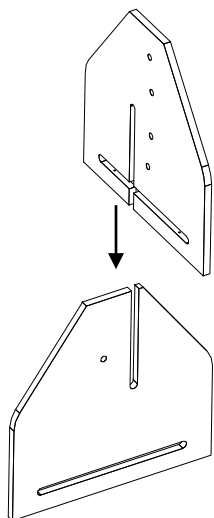


- (N) Komprimert masse. betong
- (UK) Compressed mass. concrete
- (S) Komprimerad massa. betong

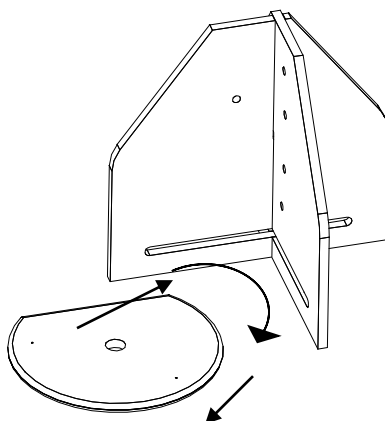
- (N) Støtsand
- (UK) Safer surface
- (S) Stridsand

- (N) Alle mål er oppgitt i millimeter
- (UK) Scale measured in mm
- (S) Alla mått är i millimeter.

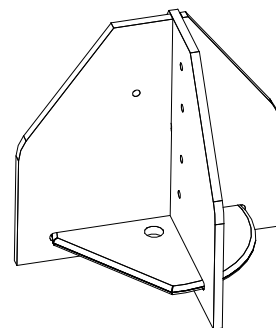
1



2




3

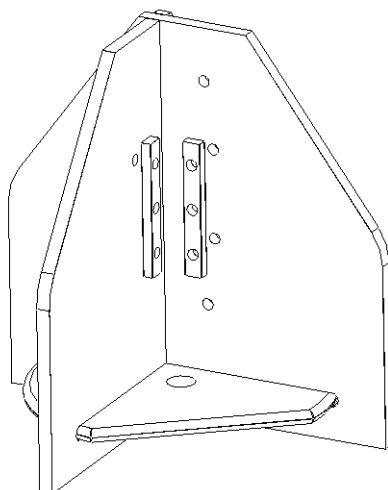


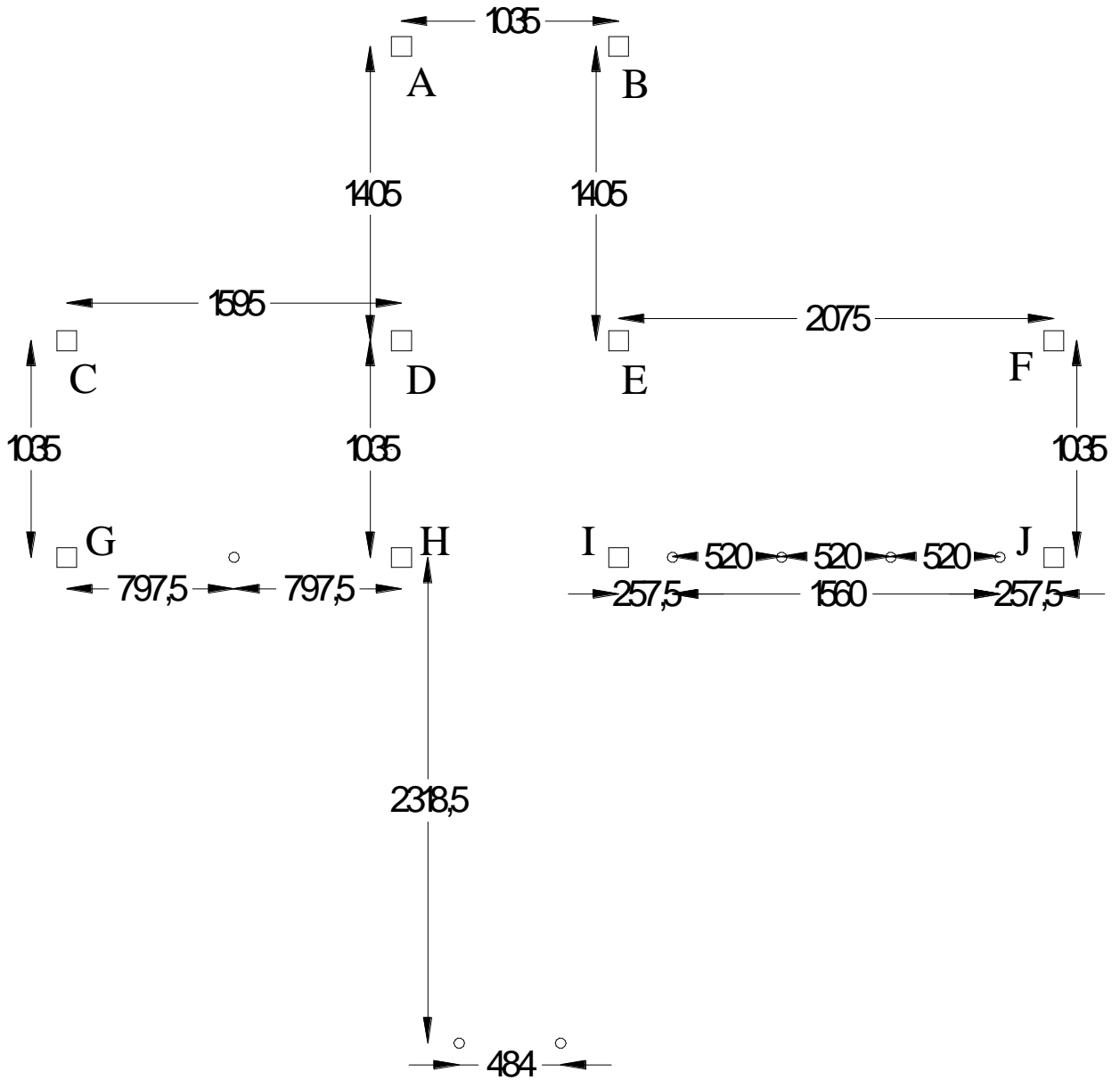
4

04-060-120 x 2
120 x 15 x 8 mm



04-000-035 x 3
8 x 35 mm Torx

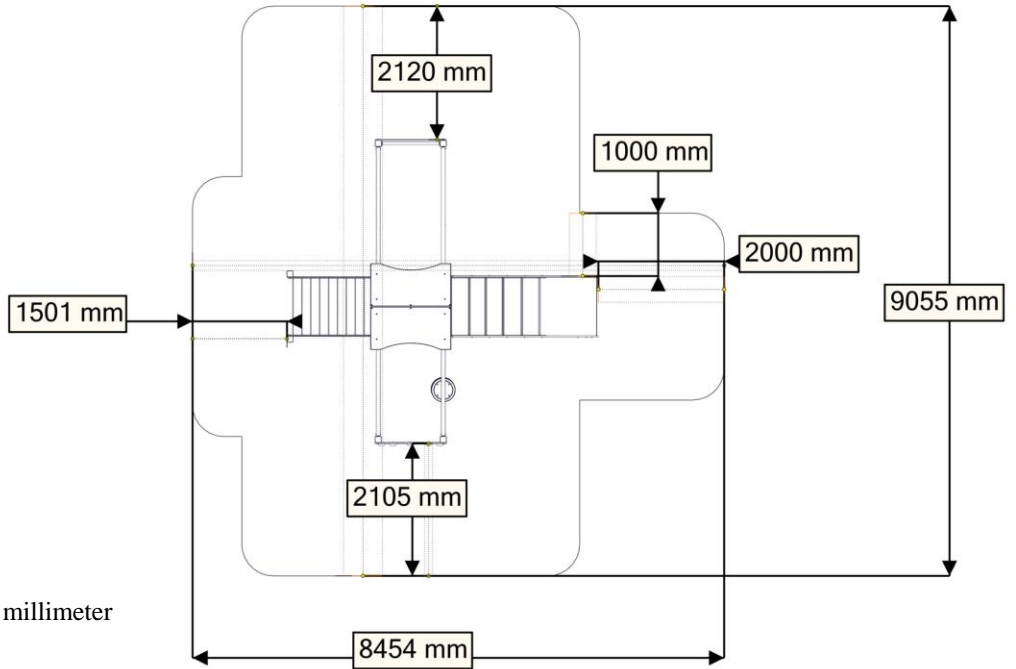




- (N) Alle mål er oppgitt i millimeter
- (UK) Scale measured in mm
- (S) Alla mått är i millimeter.

7

Sikkerhetszone / Safety zone / Säkerhetszon



(N)

Alle mål er oppgitt i millimeter

(UK)

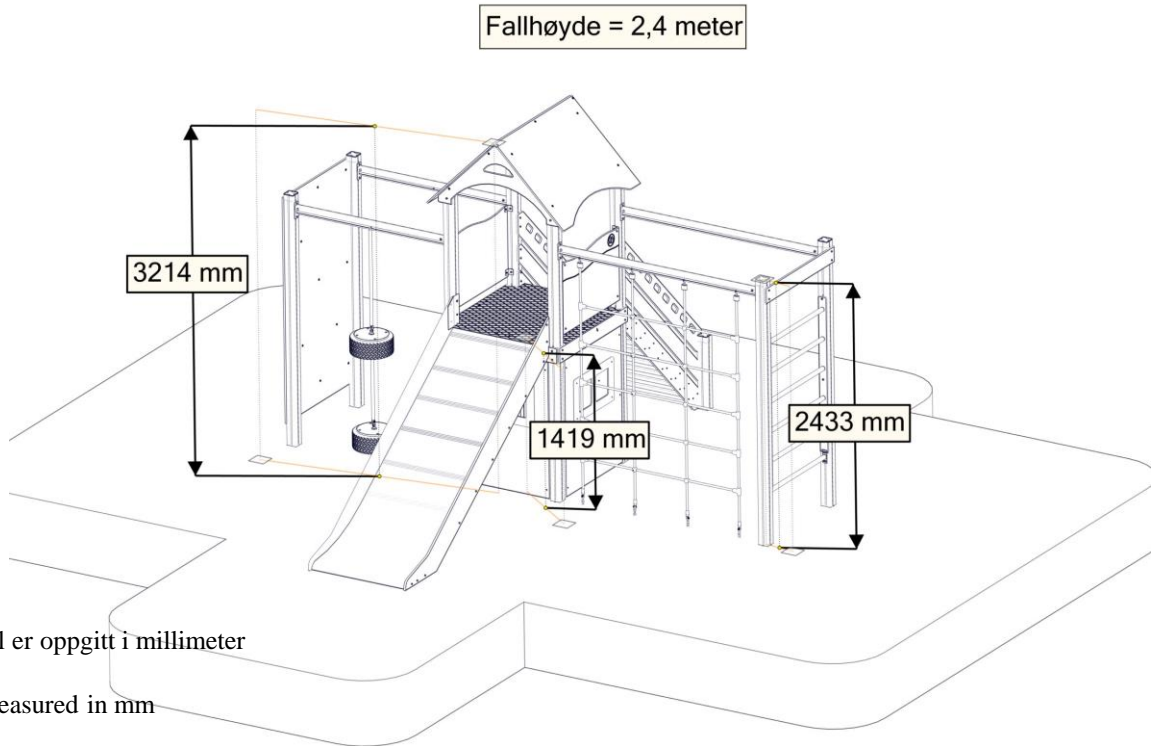
Scale measured in mm

(S)

Alla mått är i millimeter.

8

Fallhøyder / Free height of fall / Fallhöjder



(N)

Alle mål er oppgitt i millimeter

(UK)

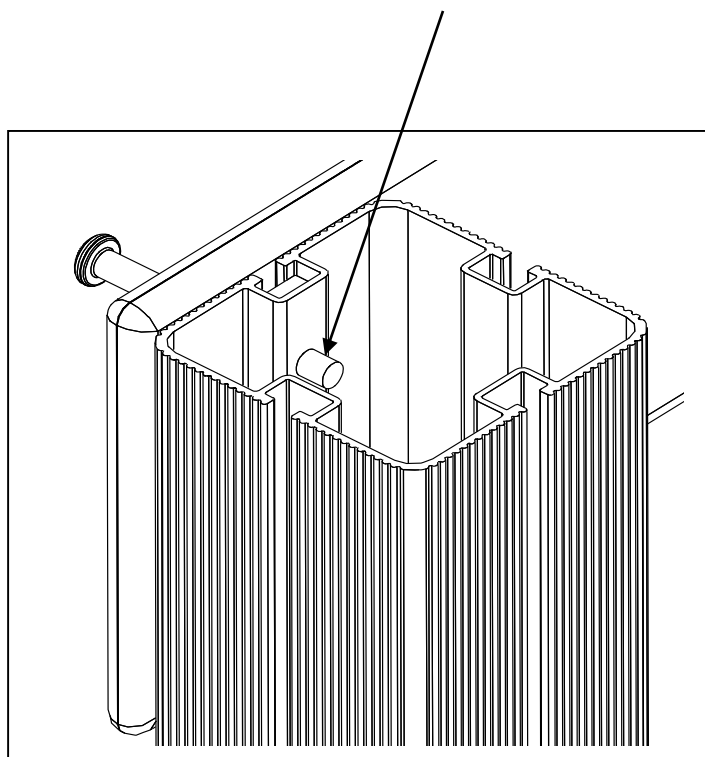
Scale measured in mm

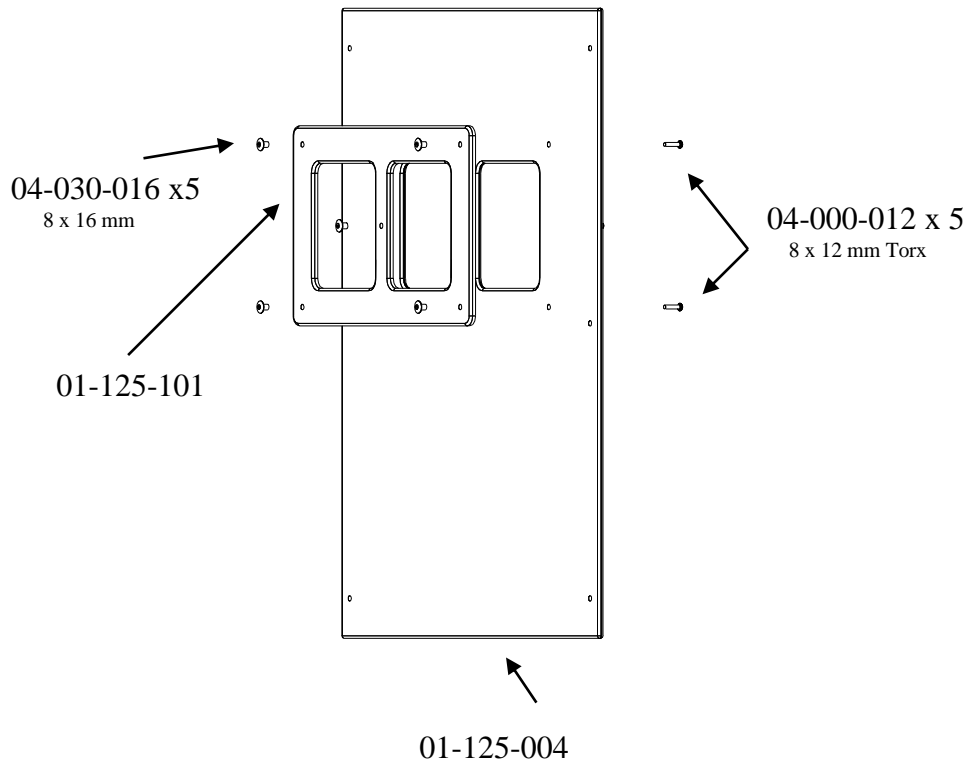
(S)

Alla mått är i millimeter.

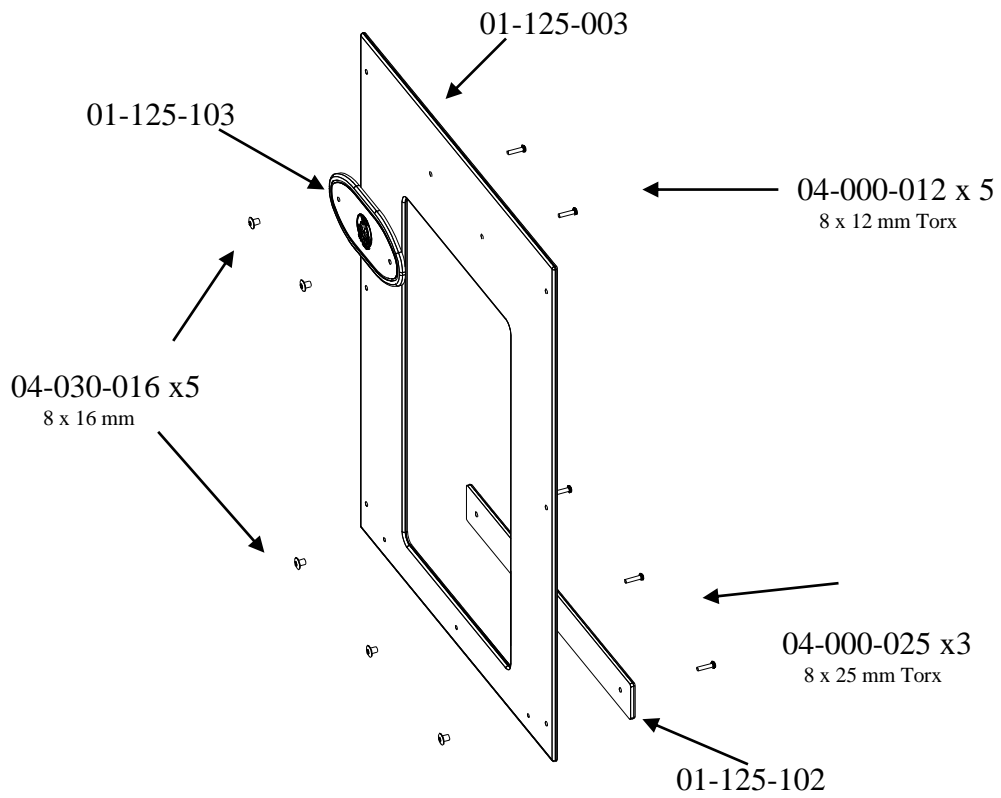
OBS !

- Ⓝ Bolter skrues helt igjennom aluminiumsstolpene. Om elektrisk drill brukes anbefales 18 V
- ⓊK Bolts must be tightened through the post, so that it pierces the aluminium.
- Ⓢ Bultarna skruvas rakt igenom aluminiumstolparna. Om elektrisk skruvdragare används rekommenderas 18 V

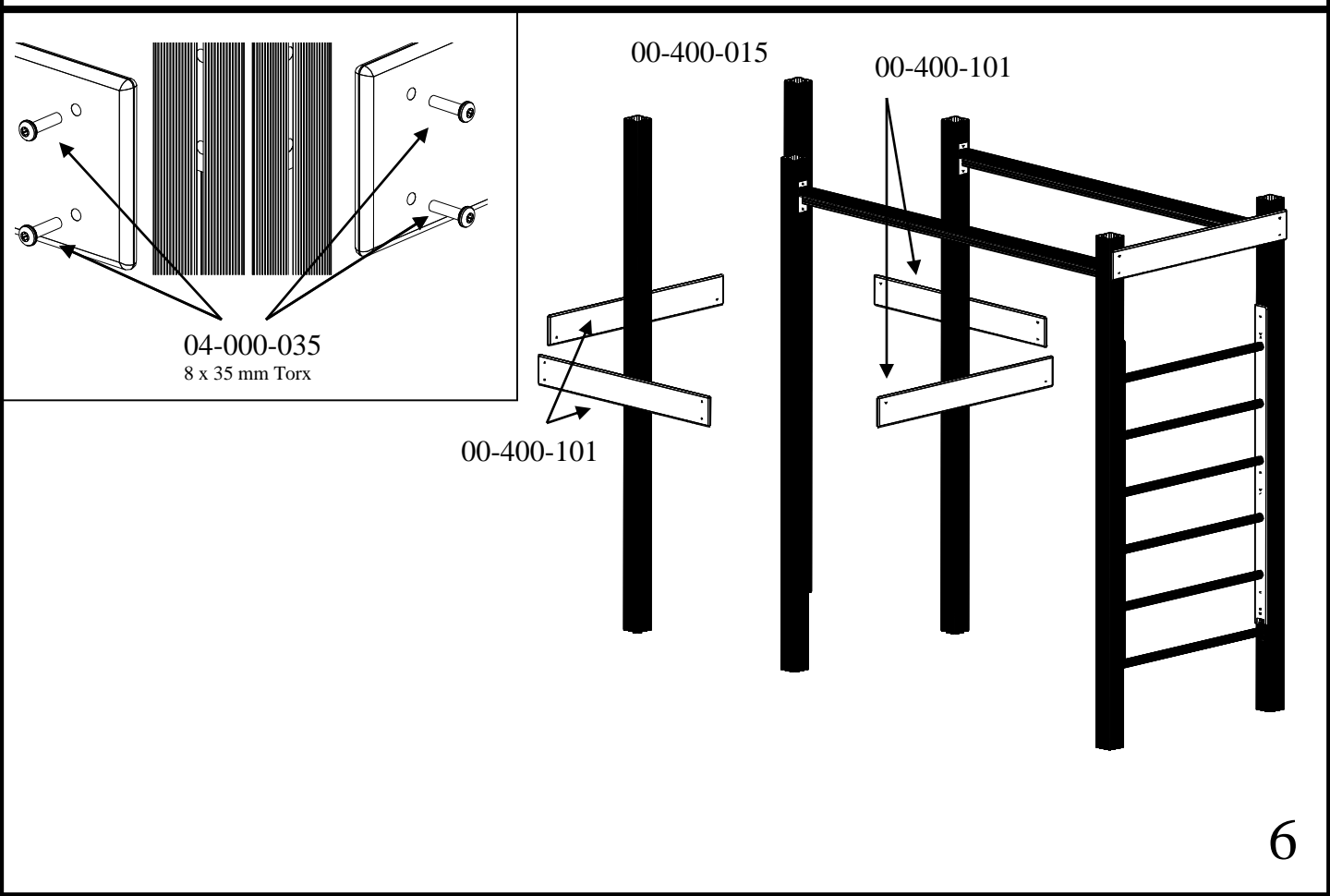
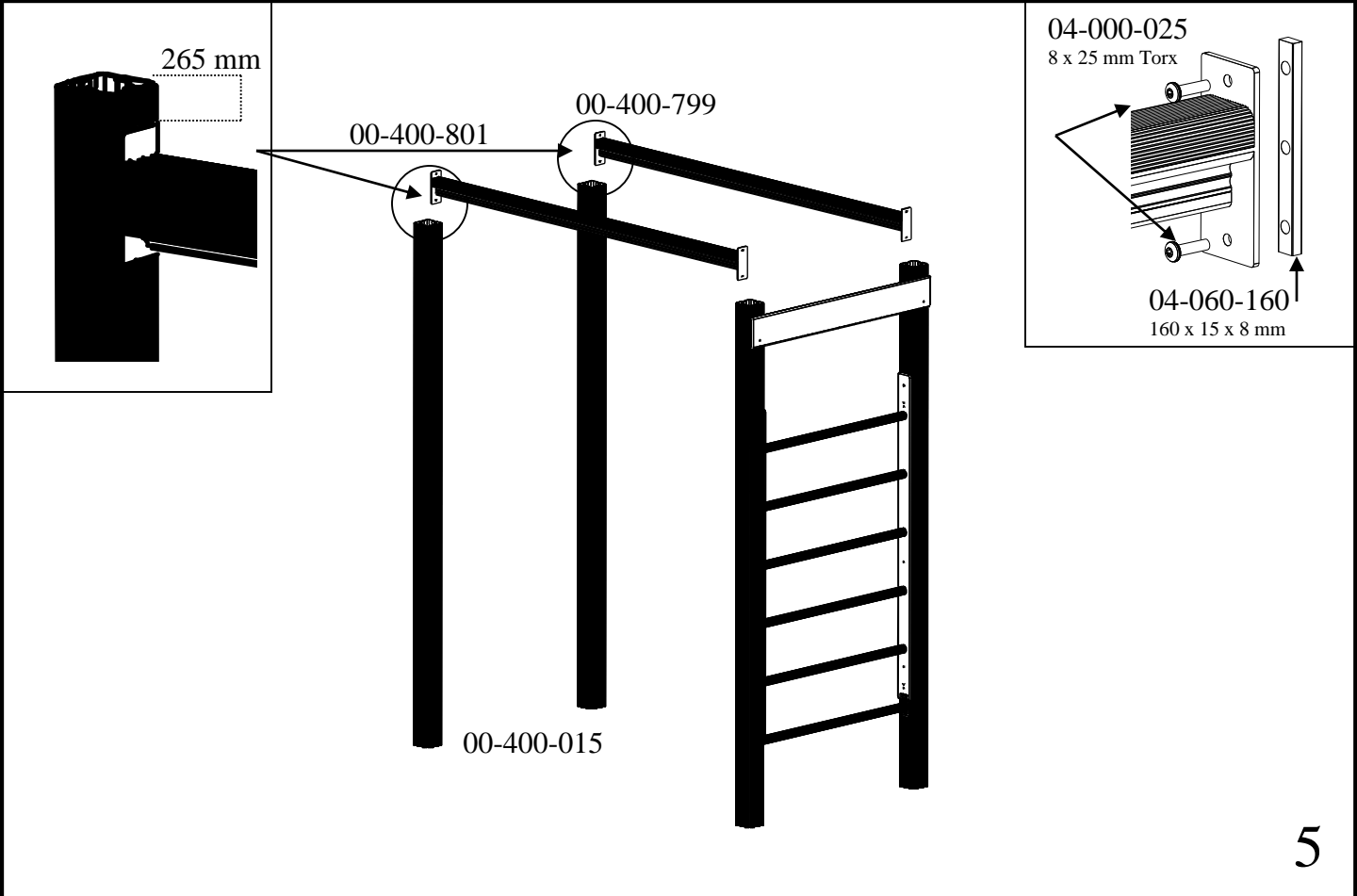




3

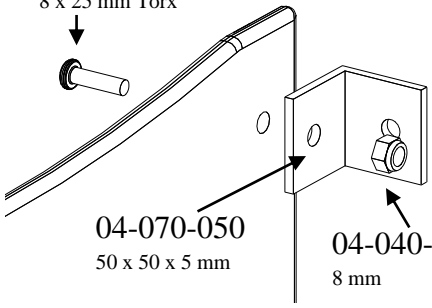


4



04-000-025

8 x 25 mm Torx



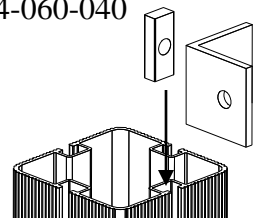
04-070-050

50 x 50 x 5 mm

04-040-008

8 mm

04-060-040



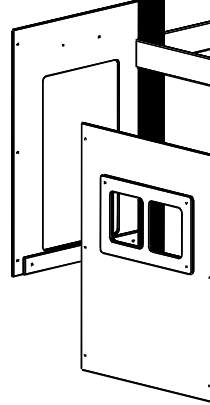
04-000-025

8 x 25 mm Torx



NB! X 3

01-125-003




01-125-004

01-125-004

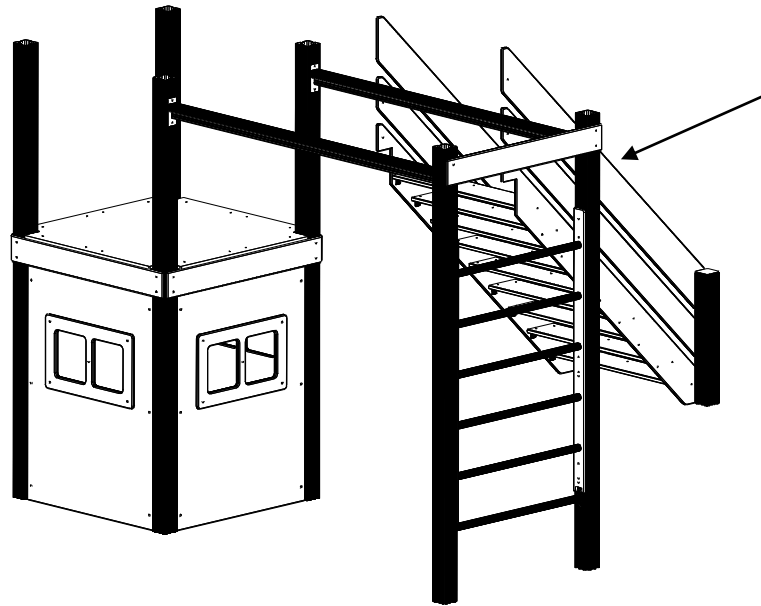
7

00-400-300



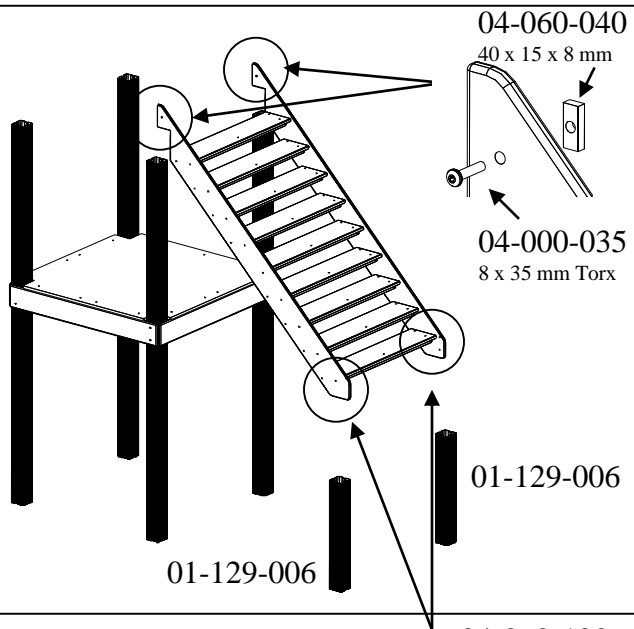
8

1



01-129-000

2



04-060-040

40 x 15 x 8 mm

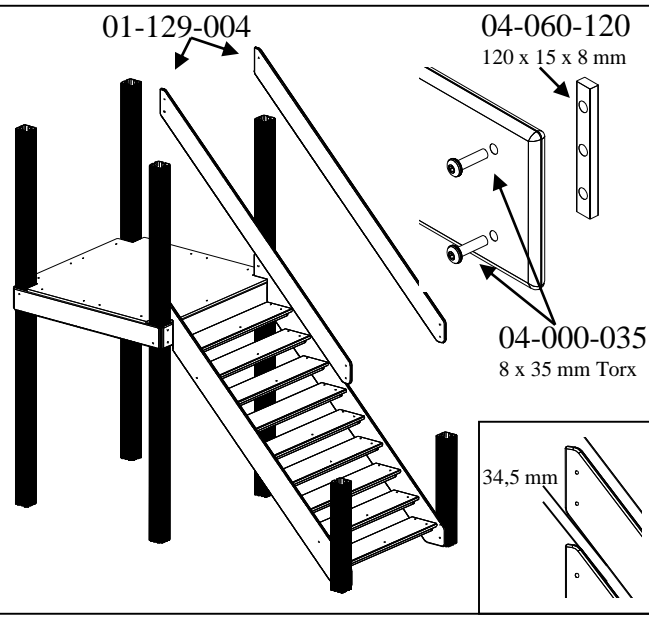
04-000-035

8 x 35 mm Torx

01-129-006

01-129-006

3



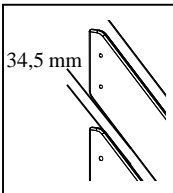
01-129-004

04-060-120

120 x 15 x 8 mm

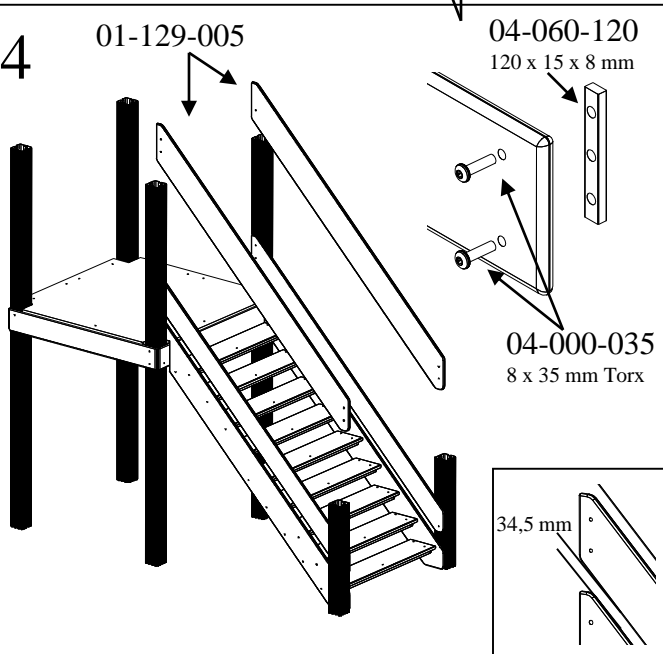
04-000-035

8 x 35 mm Torx



34,5 mm

4



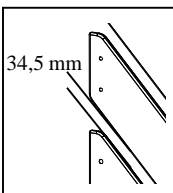
01-129-005

04-060-120

120 x 15 x 8 mm

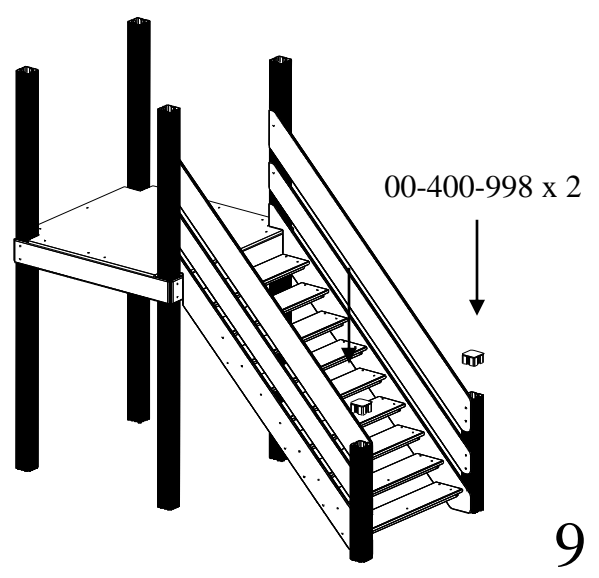
04-000-035

8 x 35 mm Torx



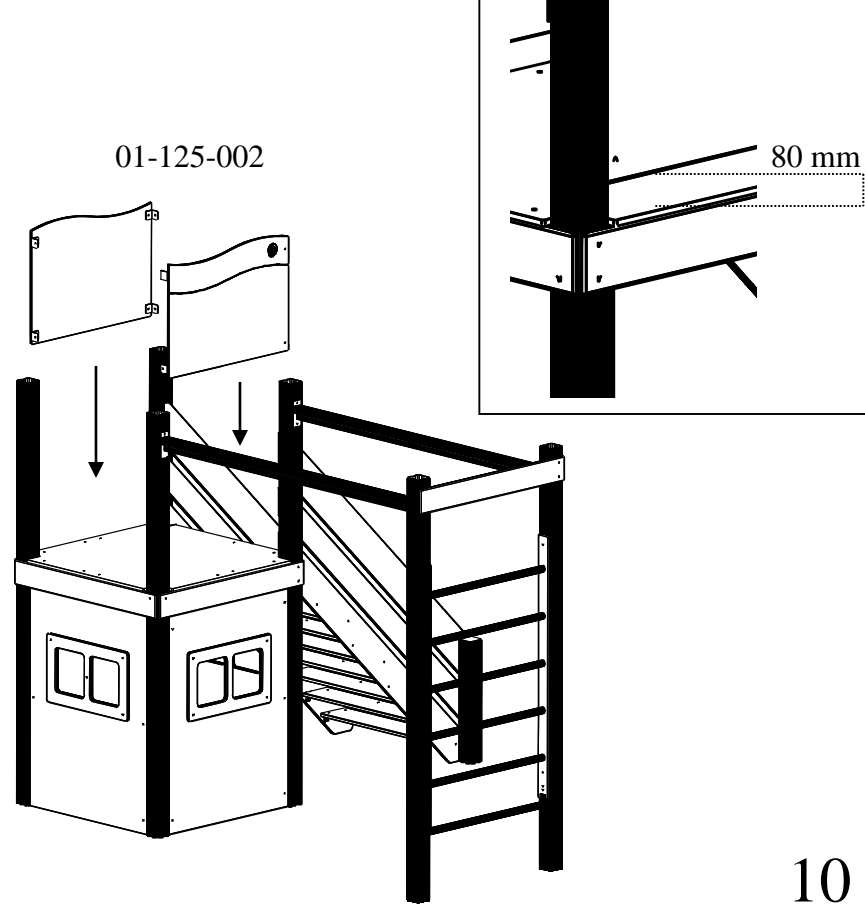
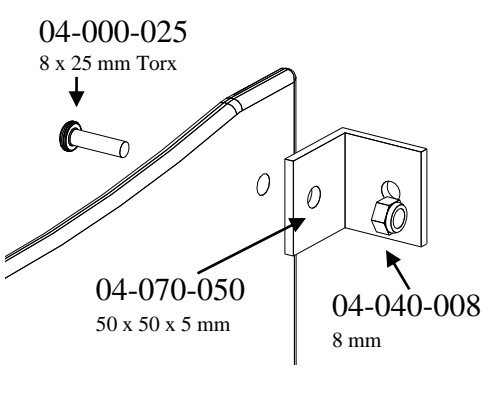
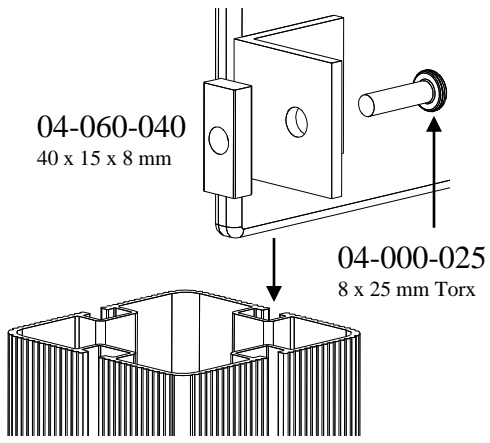
34,5 mm

5

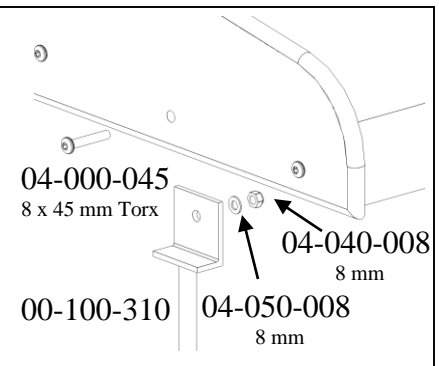
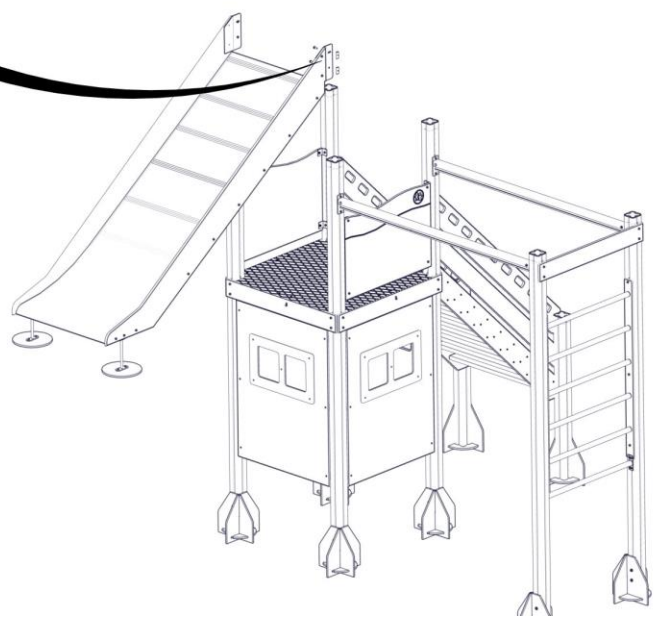
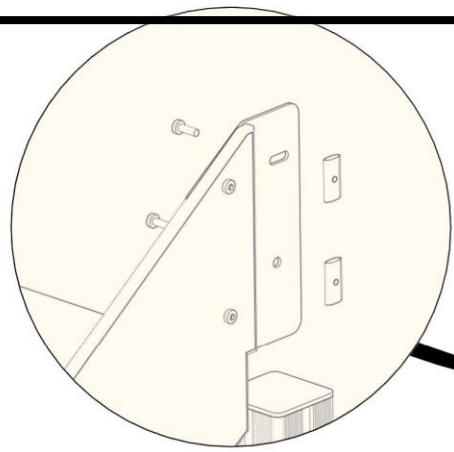


00-400-998 x 2

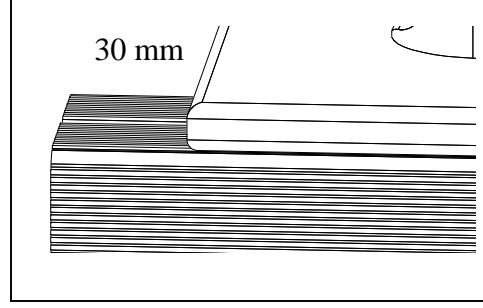
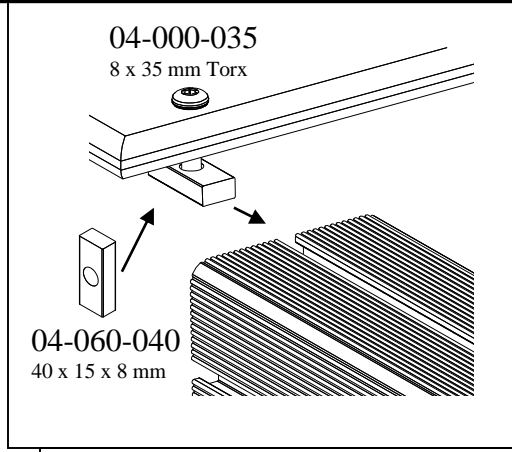
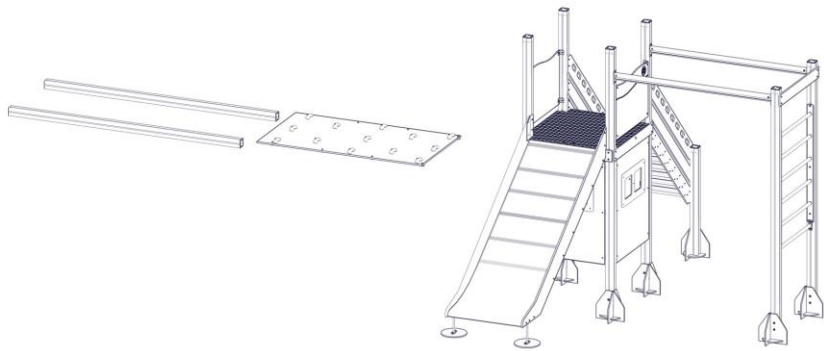
9

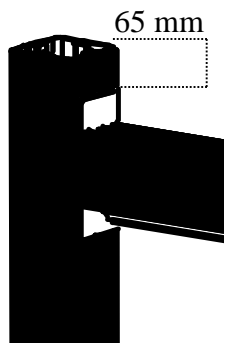


10



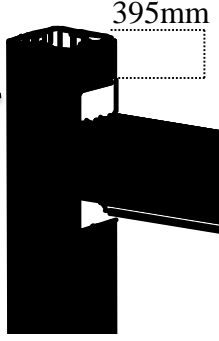
11



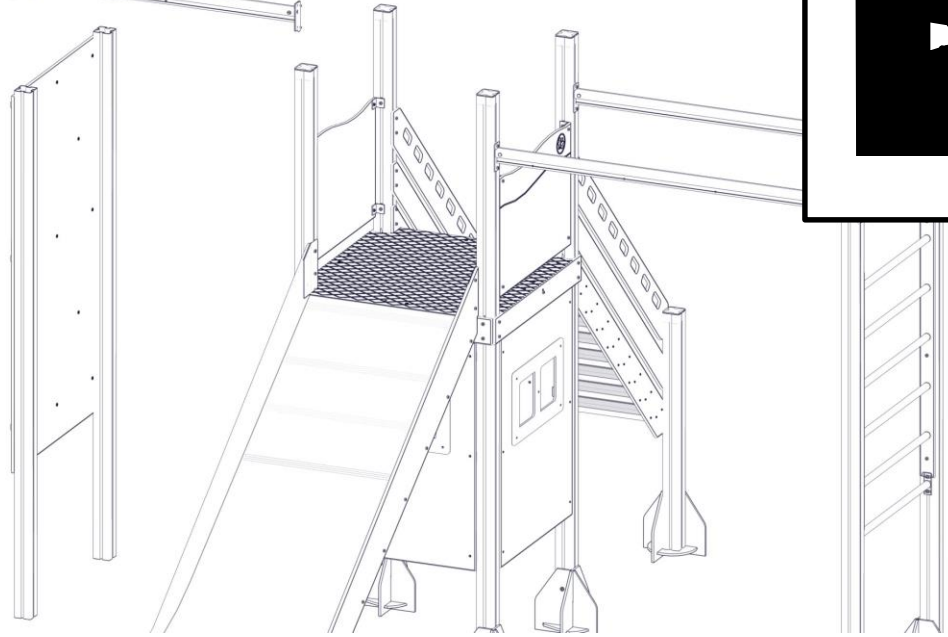
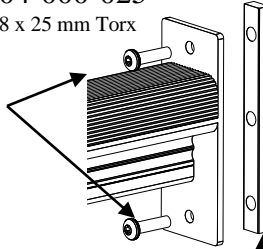


00-400-802

00-400-803

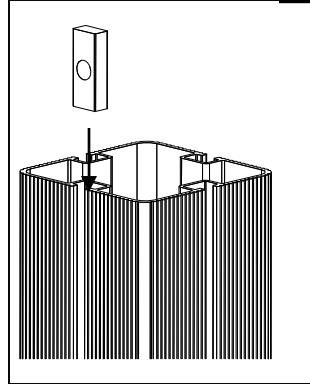
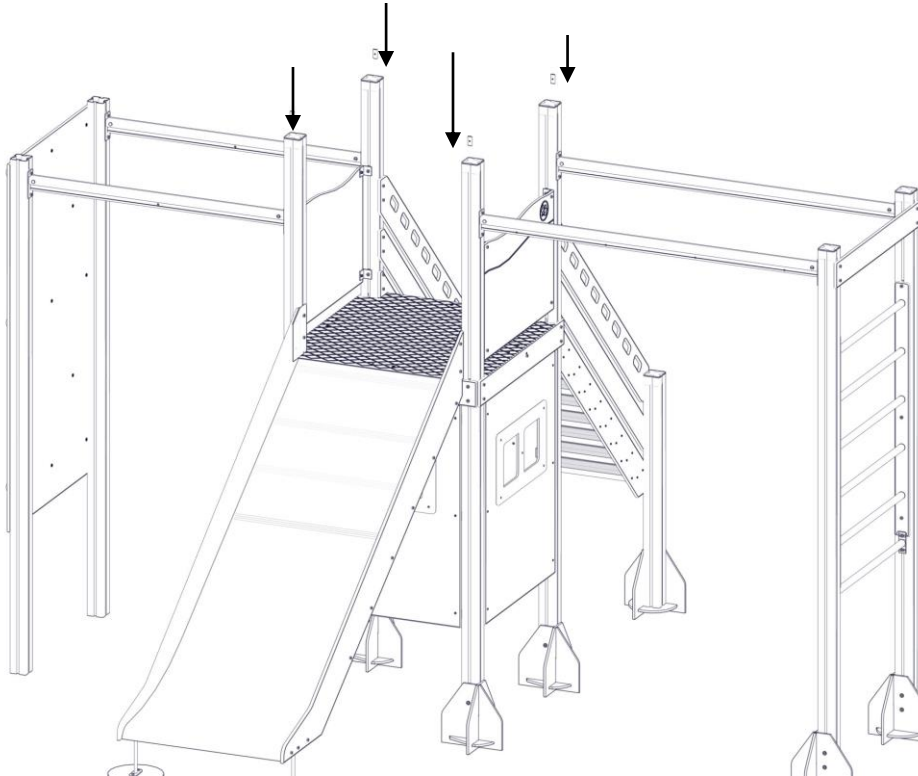


04-000-025
8 x 25 mm Torx

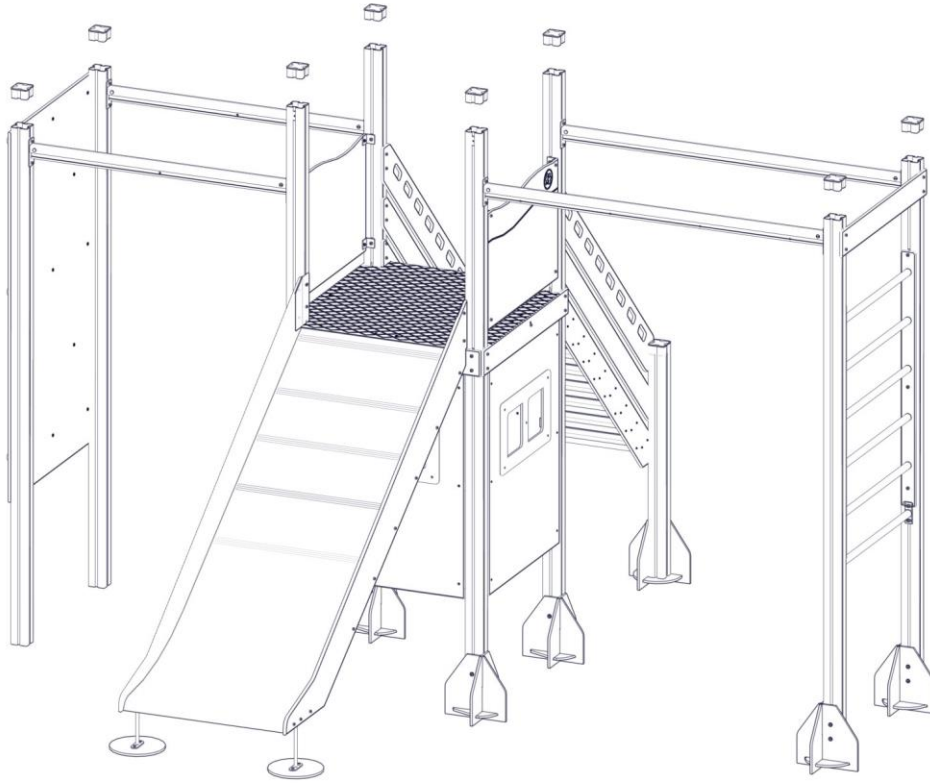


21

04-060-040 x 4
40 x 15 x 8 mm

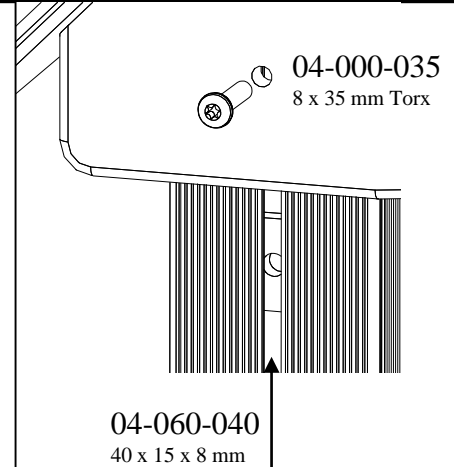
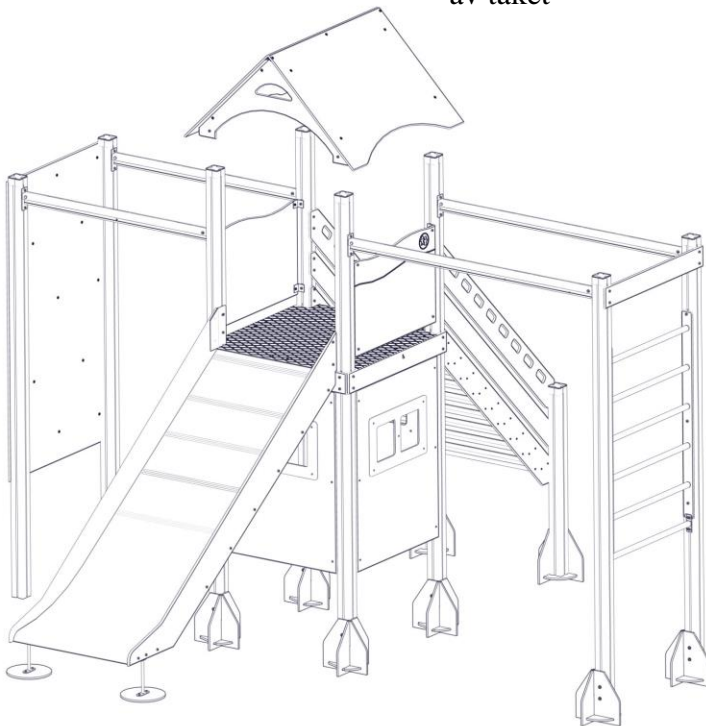


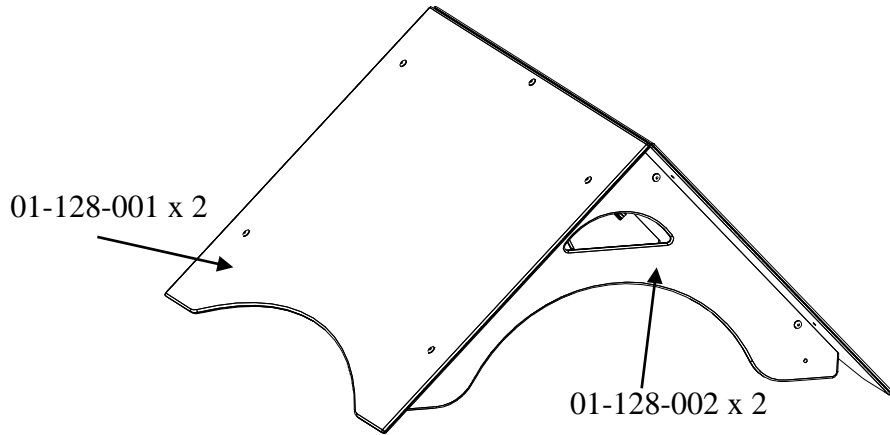
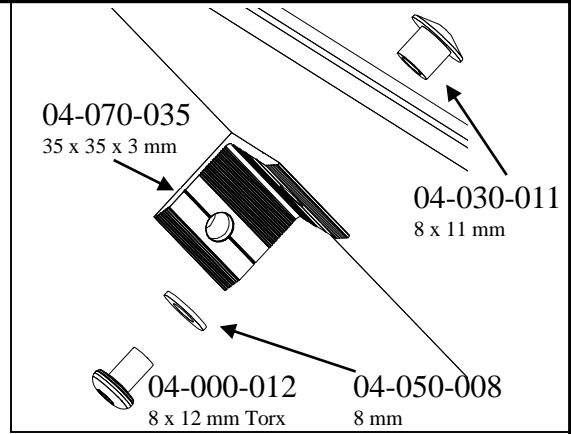
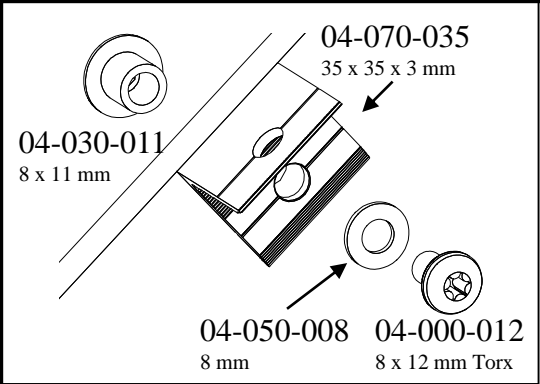
22



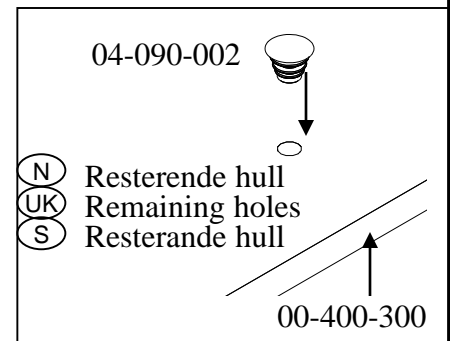
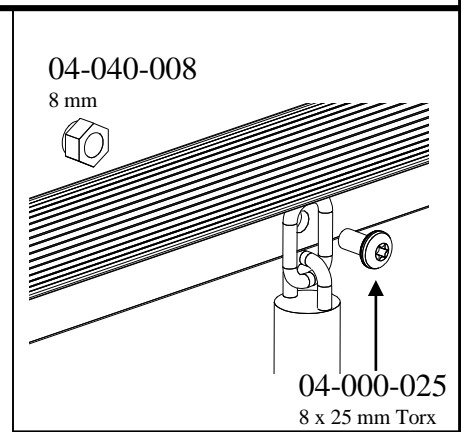
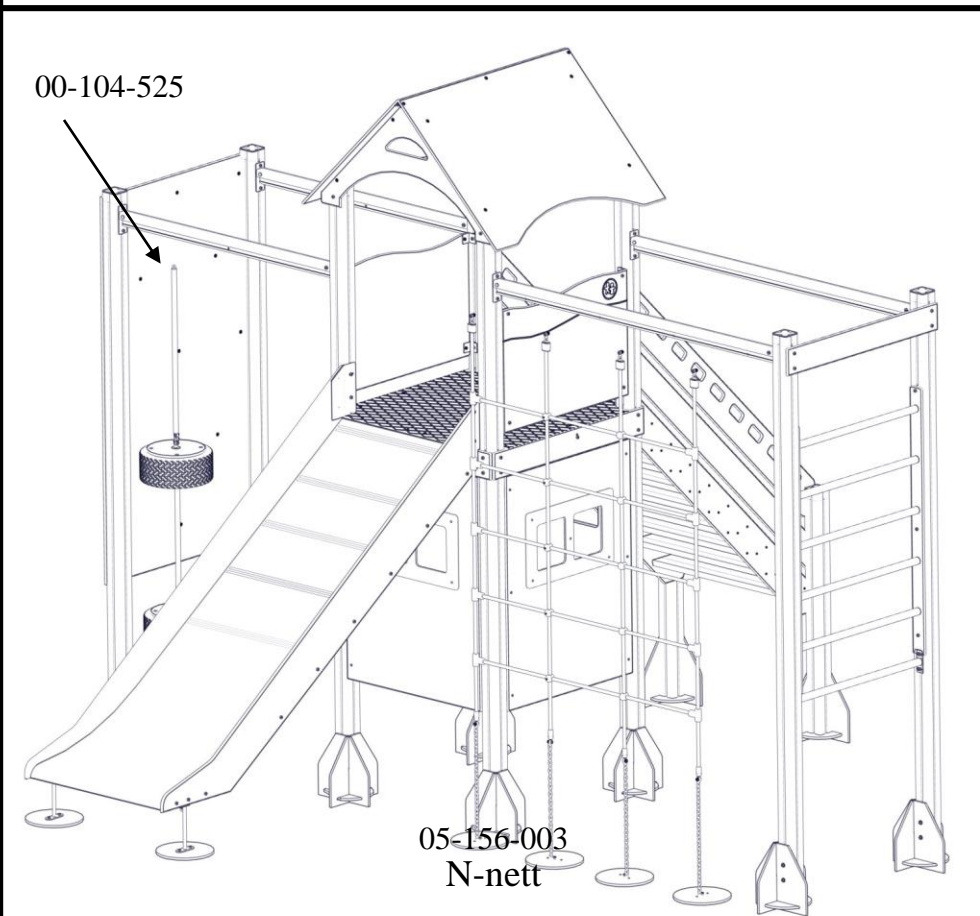
01-128-000

- (N) Se neste side for montering av taket
- (UK) See next page for assembly the roof
- (S) Se nesta side för montering av taket





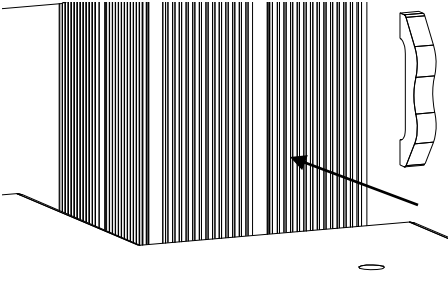
25



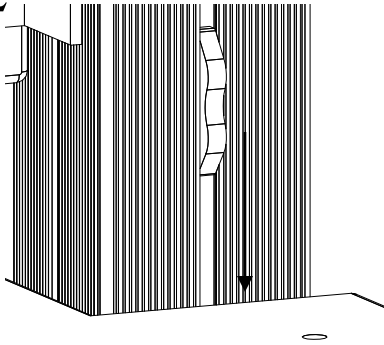
26

1

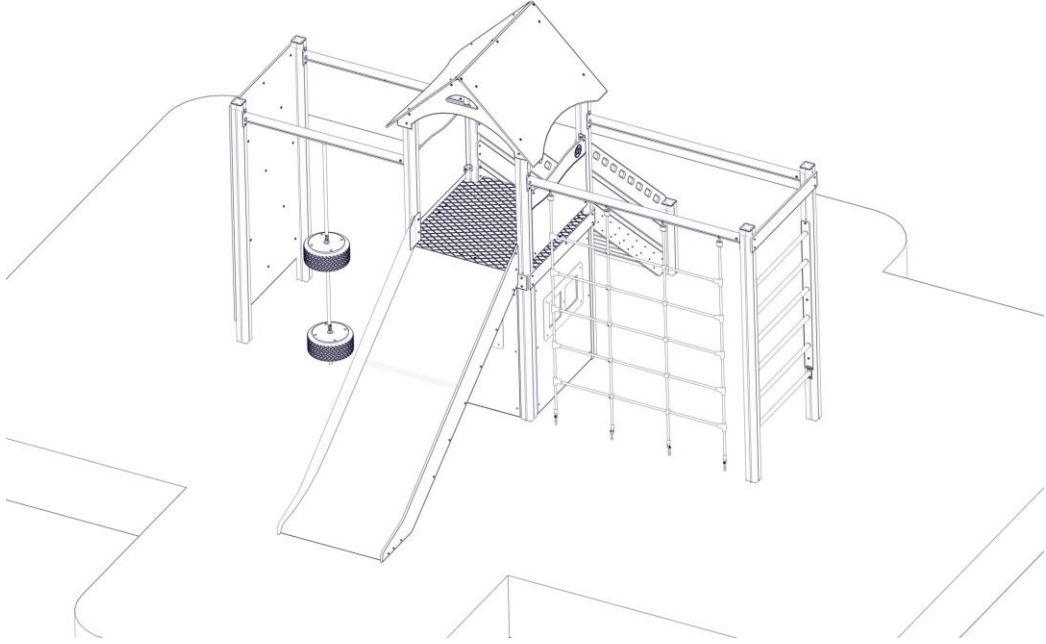
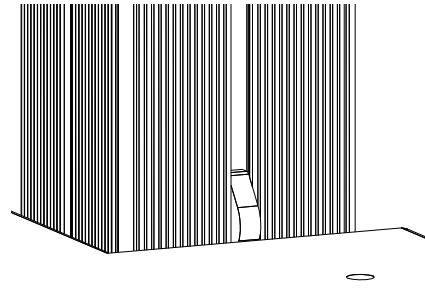
00-400-980



2



3



N

- 3 Påse at fallunderlag er lagt i henhold til gjeldende regler eller vår anbefaling
- 3 Fjern alle monteringshjelpemidler (rester av betong, planker, paller, plast, og lignende)
- 3 Før utstyret tas i bruk, sjekk at det ikke er hektefare for anorakksnorer og lignende noen steder på lekeapparatet.

NB! Bør stå i 2-3 dager før bruk når forankring støpes.

UK


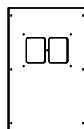






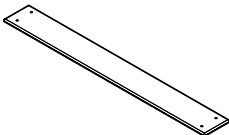

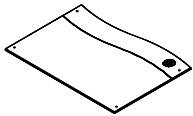
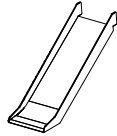
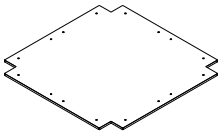
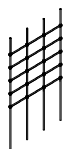

- 3 Make sure the area and depth of safer surfacing are according to the current standard, or to the manufacturer's recommendation
 - 3 Make sure all tools and surplus materials are removed before play begins
- PS! When complete, allow 2-3 days for the concrete to set before use.

S

- 3 Kontrollera att fallunderlag är utlagt enligt gällande regler eller vår rekommendation
 - 3 Ta bort alla monteringshjälpmedel (rester av betong, plankor, pallar, plast och liknande)
 - 3 Innan lekredskapet används, kontrollera att anoracksnoddar eller kläder/delar av kläder eller liknande inte kan fastna i några delar på redskapet.
- 3 OBS! Bör stå i 2-3 dagar innan användning när det gjuts

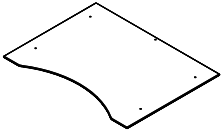


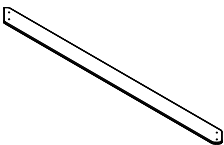
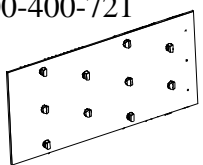
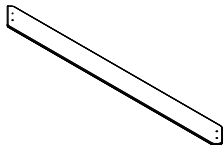
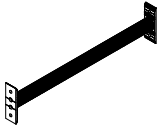
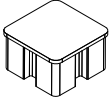

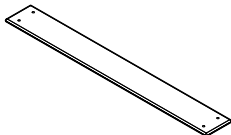
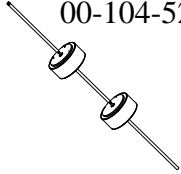
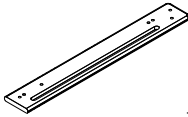

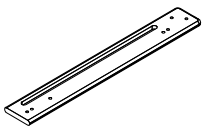
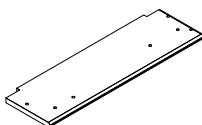
5
**Pakkliste for / Parts list for / Packlista för :
11-145-155**

Sign. _____

(N) (UK) (S)	Komponenter	Dimensjon	Ant	Lev	Komponenter	Dimensjon	Ant	Lev
	Components	Dimension	Qty	Lev	Components	Dimension	Qty	Lev
	Komponenter	Dimension	Ant	Lev	Komponenter	Dimension	Ant	Lev
	00-400-015 00-400-012 01-129-006 	3230 x 95 x 95 2900 x 95 x 95 1300 x 95 x 95	4 2 2		01-125-004 	1240 x 940 x 24	3	
	01-126-005 	640 x 95 x 95	2		00-400-801  Til 00-156-003	1980 x 150 x 60	1	
	 00-400-016 Med 2 brikker i hver stolpe	3230 x 95x 95 (N) Med HPL (UK) With HPL (S) Med HPL	1		00-400-799  Til 00-103-700	1980 x 150 x 60	1	
	 00-400-017 Med 2 brikker i hver stolpe	3230 x 95x 95 (N) Med HPL (UK) With HPL (S) Med HPL	1		00-400-802  Til 00-104-525	1500 x 150 x 60	1	
	00-400-101 	1130 x 145 x 15	4		00-400-803 	1500 x 150 x 60	1	
	01-125-002 	940 x 686 x 12	2		40-142-101 	0,5m x 3 m	1	
	00-400-300 	1160 x 1160 x 15	1		 05-156-003 N-nett	1560 x 2980	1	
	01-125-003 	1240 x 940 x 36	1					

5
**Pakkliste for / Parts list for / Packlista för :
11-145-155**



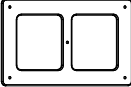
Sign. _____

N UK S	Komponenter	Dimensjon	Ant	Lev	Komponenter	Dimensjon	Ant	Lev
	Components	Dimension	Qty	Lev	Components	Dimension	Qty	Lev
	Komponenter	Dimension	Ant	Lev	Komponenter	Dimension	Ant	Lev
	01-128-001 	1280 x 960 x 12	2		01-129-084 	2142 x 940x 190	1	
	01-128-002 	1216 x 668 x 12	2		01-129-004 	2152 x 145 x 15	2	
	00-400-721 	2070 x 1130 x 15	1		01-129-005 	2197 x 195 x 15	2	
	00-400-150 	940 x 120 x 40	1		00-400-998  00-400-997 Med hull	55 x 95 x 95	12	
	00-400-149 	940 x 37	5		00-400-102 	1130 x 145 x 12	1	
	00-104-525 	2790 x 25	1		01-126-001  H	750 x 107,5 x 18	1	
	00-100-310 	512 x 120	2		01-126-002  V	750 x 107,5 x 18	1	
					01-126-003 	674 x 205 x 18	2	

**Pakkliste for / Parts list for / Packlista för :
11-140-100**

Sign. _____



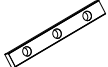

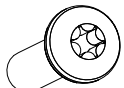




(N)
(UK)
(S)

Komponenter Components Komponenter	Dimensjon Dimension Dimension	Ant Qty Ant	Lev Lev	Komponenter Components Komponenter	Dimensjon Dimension Dimension	Ant Qty Ant	Lev Lev
01-125-103 	350 x 160	1					
01-125-102 	800 x 90	1					
01-125-101 	680 x 400	3					

5

**Pakkliste for / Parts list for / Packlista för :
11-145-155**

Sign. _____

Bolter/skruer Bolts/Screws Komponenter	Dimensjon Dimension Dimension	Ant Qty Ant	Lev Lev	Bolter/skruer Bolts/Screws Bultar/Skruvar	Dimensjon Dimension Dimension	Ant Qty Ant	Lev Lev
 01-126-004 	904 x 61 x 37	1					
 	04-060-120 120 x 15 x 8 mm 04-060-160 160 x 15 x 8 mm 04-060-040 40 x 15 x 8 mm	0 6 12		(N) Produkt merking (UK) Product marking (S) Produkt märkning		1	
	04-000-025 8 x 25 mm Torx 04-000-035 8 x 35 mm Torx	25 28					
	04-040-008 8 mm	5					
	04-050-008 8 mm	5					
	04-090-002	26					
	00-400-980	4					

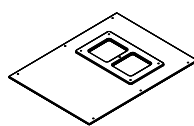


















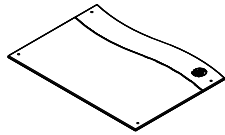
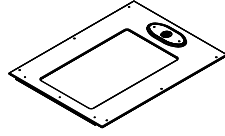


















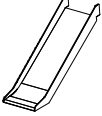












5

**Pakkliste for / Parts list for / Packlista för :
11-145-155**

Sign. _____

Boltepakker for / Boltpackage for / Bultpaket för
11-145-155

 N
EN
S

	01-125-004  Antall Number Antal <input type="text"/> <input type="text"/> <input type="text"/>	<table border="1"> <tbody> <tr> <td></td> <td>04-060-040 40 x 15 x 8 mm</td> <td>6 X 3</td> </tr> <tr> <td></td> <td>04-000-025 8 x 25 mm Torx</td> <td>12 X 3</td> </tr> <tr> <td></td> <td>04-000-012 8 x 12 mm Torx</td> <td>5 X 3</td> </tr> <tr> <td></td> <td>04-030-016 8 x 16mm</td> <td>5 X 3</td> </tr> <tr> <td></td> <td>04-040-008 8 mm</td> <td>6 X 3</td> </tr> <tr> <td></td> <td>04-076-050 50 x 50 x 5 mm</td> <td>6 X 3</td> </tr> </tbody> </table>		04-060-040 40 x 15 x 8 mm	6 X 3		04-000-025 8 x 25 mm Torx	12 X 3		04-000-012 8 x 12 mm Torx	5 X 3		04-030-016 8 x 16mm	5 X 3		04-040-008 8 mm	6 X 3		04-076-050 50 x 50 x 5 mm	6 X 3
	04-060-040 40 x 15 x 8 mm	6 X 3																		
	04-000-025 8 x 25 mm Torx	12 X 3																		
	04-000-012 8 x 12 mm Torx	5 X 3																		
	04-030-016 8 x 16mm	5 X 3																		
	04-040-008 8 mm	6 X 3																		
	04-076-050 50 x 50 x 5 mm	6 X 3																		
01-125-002  Antall Number Antal <input type="text"/> <input type="text"/> <input type="text"/>	01-125-003  Antall Number Antal <input type="text"/> <input type="text"/> <input type="text"/>	<table border="1"> <tbody> <tr> <td></td> <td>04-060-040 40 x 15 x 8 mm</td> <td>6</td> </tr> <tr> <td></td> <td>04-030-016 8 x 16mm</td> <td>5</td> </tr> <tr> <td></td> <td>04-000-012 8 x 12 mm Torx</td> <td>5</td> </tr> <tr> <td></td> <td>04-000-025 8 x 25 mm Torx</td> <td>12</td> </tr> <tr> <td></td> <td>04-040-008 8 mm</td> <td>6</td> </tr> <tr> <td></td> <td>04-076-050 50 x 50 x 5 mm</td> <td>6</td> </tr> </tbody> </table>		04-060-040 40 x 15 x 8 mm	6		04-030-016 8 x 16mm	5		04-000-012 8 x 12 mm Torx	5		04-000-025 8 x 25 mm Torx	12		04-040-008 8 mm	6		04-076-050 50 x 50 x 5 mm	6
	04-060-040 40 x 15 x 8 mm	6																		
	04-030-016 8 x 16mm	5																		
	04-000-012 8 x 12 mm Torx	5																		
	04-000-025 8 x 25 mm Torx	12																		
	04-040-008 8 mm	6																		
	04-076-050 50 x 50 x 5 mm	6																		
	Bredde 1 meter 40-142-105  Antall Number Antal <input type="text"/> <input type="text"/> <input type="text"/>	<table border="1"> <tbody> <tr> <td></td> <td>04-060-050 50 x 15 x 8 mm</td> <td>4</td> </tr> <tr> <td></td> <td>04-000-035 8 x 35 mm Torx</td> <td>4</td> </tr> <tr> <td></td> <td>04-000-045 8 x 45 mm Torx</td> <td>2</td> </tr> <tr> <td></td> <td>04-040-008 8 mm</td> <td>2</td> </tr> <tr> <td></td> <td>Monteringsanvisning Assembly Instructions Monteringsanvisning</td> <td>1</td> </tr> </tbody> </table>		04-060-050 50 x 15 x 8 mm	4		04-000-035 8 x 35 mm Torx	4		04-000-045 8 x 45 mm Torx	2		04-040-008 8 mm	2		Monteringsanvisning Assembly Instructions Monteringsanvisning	1			
	04-060-050 50 x 15 x 8 mm	4																		
	04-000-035 8 x 35 mm Torx	4																		
	04-000-045 8 x 45 mm Torx	2																		
	04-040-008 8 mm	2																		
	Monteringsanvisning Assembly Instructions Monteringsanvisning	1																		










5

Pakkliste for / Parts list for / Packlista för :
11-145-155

Sign. _____

Boltepakker for / Boltpackage for / Bultpaket för

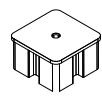
11-145-155

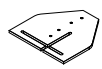





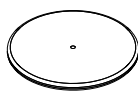





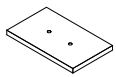


01-128-000  Antall Number Antal		04-060-040 40 x 15 x 8 mm	4					
		04-000-012 8 x 12 mm Torx	22					
		04-000-035 8 x 35 mm Torx	4					
			04-070-035 35 x 35 x 3 mm					11
			04-030-011 8 x 11 mm					22
	04-050-008 8 mm	22						
01-129-080  Antall Number Antal		04-060-120 120 x 15 x 8 mm	12					
		04-000-035 8 x 35 mm Torx	22					

Forankring / Foundations / Markförankring

00-003-003

- (N) Er bestilt
- (UK) In order
- (S) Beställt
- Ikke bestilt
- Not in order
- Ej beställt

00-400-997 	-10
---	------------

	 00-003-100  00-003-101  00-003-102		10			 04-000-035 8 x 35 mm Torx	30	
						 04-050-008 8 mm	30	
						 04-060-120 120 x 15 x 8 mm	20	
	00-003-103 					 04-000-040 8 x 40 mm Torx	4	
						 04-040-008 8 mm	5	
						 04-050-008 8 mm	5	
	00-003-105 					 04-010-035 10 x 35 mm	4	
Eller Or Eller	00-003-106 					 04-040-010 10 mm	4	
						 04-050-010 10 mm	4	