

(N) Monteringsanvisning

(UK) Assembly Instructions

(S) Monteringsanvisning

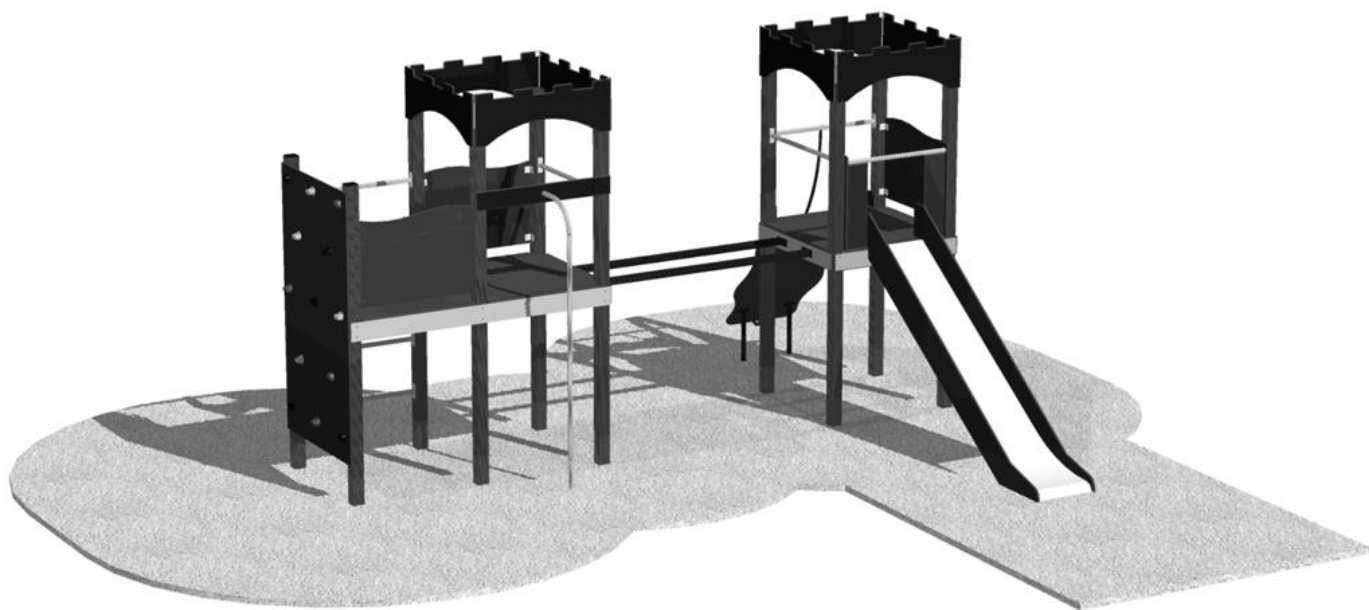
Produkt nr. / Product no. / Produkt nr.

11-275-049

Ordr. nr. _____

Dato. _____

Sign. _____



Søve Lekemiljø AS
3830 Ulefoss - Norway
Tlf: +47 35 94 65 65
www.sove.no



Søve AB
Fabriksgatan 7
412 50 Göteborg
Phone: +46 (0)31 773 97 00
www.sove.se 1211022011

1

Monteringstips / Assembly Advice / Monteringsstips

N

- ▣ Les monteringsanvisningen nøye før montering.
 - ▣ Monter elementene i rekkefølgen som vist.
 - ▣ Boltene bør ikke skrues for hardt til før alt er montert, vatret og loddet. Skru så boltene til.
- NB! Ved bruk av drill, kan boltene ryke.
- ▣ På grunn av at solen kan gjøre rutsjeflaten veldig varm, bør rutsjebanens utløp vende mot nord-øst eller nord-vest.
 - ▣ Er lekeutstyret plassert i naturlige ferdselstraséer må området sikres mot spontan gjennomgang.
 - ▣ Innspringningshinder bør vurderes rundt lekeapparater hvor det er stor bevegelse, f.eks. ved huskestativ.
 - ▣ Det bør være fritt innsyn til lekeutstyr som er beregnet for barn under 3 år.

NB! Under monteringsarbeidet må utstyr, som ikke er forankret forsvarlig i bakken, avstives slik at det ikke velte. Området må avstenges under oppsettelse av apparatene med sperrebånd eller lignende.

UK

- ▣ Read the instruction carefully before assembling the play unit.
 - ▣ Assemble the components in the sequence shown in these instructions.
 - ▣ Fixings must not be fully tightened during assembly. Before casting the foundations, the structure must be level and plumb, at which point all fixings are tightened.
- PS! If use of drill, the bolts may be wrecked.
- ▣ Avoid positioning the slide facing due south because of overheating – ideal positions are facing north-east or north-west.
 - ▣ Secure the construction-area to prevent people from walking through it.
 - ▣ Consider installing barriers around play-equipment which gives rise to a lot of activity – i.e. swings.
 - ▣ Ensure that clear vision is possible across the play area so that supervision is possible from any position, particularly where children under 3 years of age will be playing.

NB! During assembly of the equipment, ensure that all structures are securely propped, especially when left overnight. Also ensure that equipment is supported whilst concrete foundations are setting and enclose the area securely to prevent access.

▮ Läs monteringsanvisningen noga före montering.

▮ Montera delarna i den ordningen som anvisas

▮ Skruvarna bör inte skruvas för hårt tills allt är monterat, i våg och lodat.

OBS! Används elektrisk skruvdragare, kan bulten gå sönder. Hårdra därför manuellt!

▮ Solen kan göra att rutchbanan blir väldigt varm. Banans nedfart rekommenderas att vändas i norrlig riktning

▮ Om lekplatsen placeras vid en gångväg mm bör området säkras mot genomfart av gående och cyklister.

▮ Inspringningshinder bör placeras runt lekutrustning med stor rörelse, t ex, gungställning.

▮ Det bör vara fri insyn till lekutrustning beräknat till barn under 3 år.

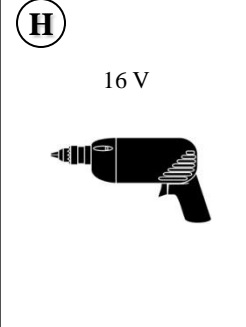
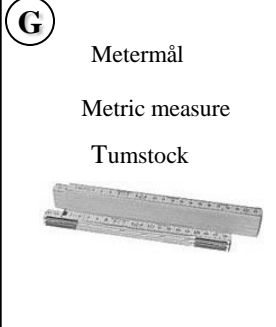
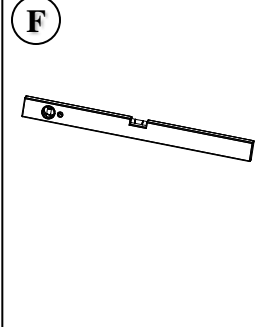
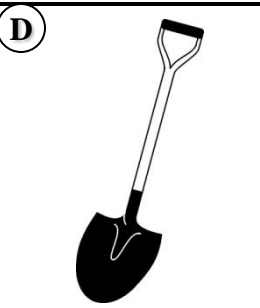
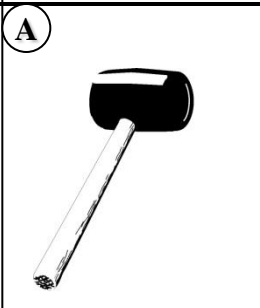
OBS! Under monteringsarbete bör utrustningen som inte ska förankras i marken, ställs så att den inte kan välta.

Området måste spärras när lekutrustningen byggs upp, med avspärrningsband eller liknande.

2

Nødvendig verktøy / Tools required / Nödvändiga verktyg

N
UK
S



3

Nødvendig antall personer / Number of persons required / Lämpligt antal personer

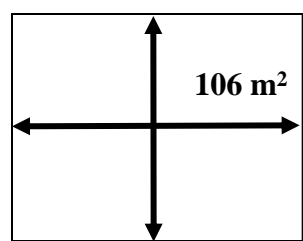
N
UK
S



4



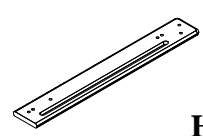
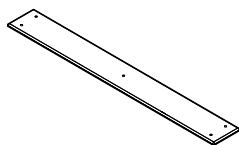
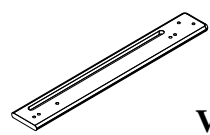

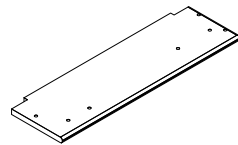
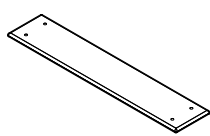

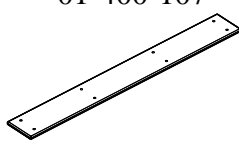

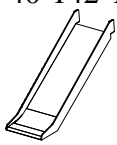
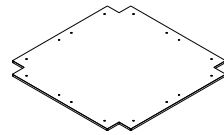
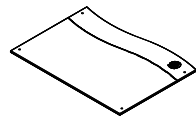
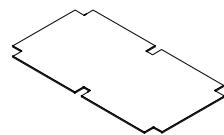
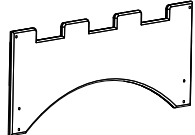
Anbefalt arealbehov ved montering / Recommended working space / Rekommenderad arealbehov vid montering

N
UK
S

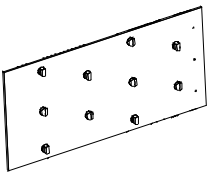
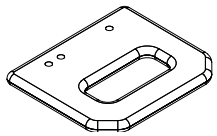

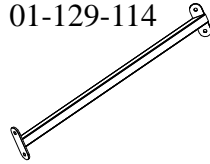
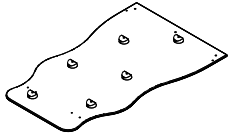
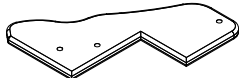


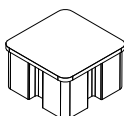



Sign. _____

(N)
(UK)
(S)

| Komponenter Components Komponenter | Dimensjon Dimension Dimension | Ant Qty Ant | Lev Lev | Komponenter Components Komponenter | Dimensjon Dimension Dimension | Ant Qty Ant | Lev Lev |
|---|-------------------------------------|-------------------|------------|--|-------------------------------------|-------------------|------------|
| 00-400-013  | 2900 x 95x 95 | 2 | | 02-001-004  | 1980 x 110 x 80 | 2 | |
| 00-400-015 01-126-005 | 3230 x 95x 95 640 x 95 x 95 | 8 2 | | 01-126-001  | 750 x 107,5 x 18 | 1 | |
| 00-400-105  | 1130 x 145 x 15 Blå , Blue , Blå | 1 | | 01-126-002  | 750 x 107,5 x 18 | 1 | |
| 01-400-203  | 2165 x 145 x 15 | 2 | | 01-126-003  | 674 x 205 x 18 | 2 | |
| 00-400-101  | 1130 x 145 x 15 | 5 | | 01-126-004  | 904 x 61 x 37 | 1 | |
| 01-400-107  | 1130 x 145 x 15 | 2 | | 00-100-310  | 512 x120 | 2 | |
| 40-142-101  | 0,5m x 3m | 1 | | 00-400-300  | 1160 x 1160 x 15 | 1 | |
| 01-125-002  | 940 x 686 x 12 | 3 | | 00-400-351  | 2180 x 1160 x 15 | 1 | |
| 01-400-502  | 1130 x 400 x 18 | 8 | | | | | |


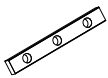

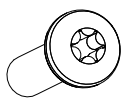


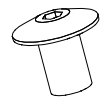
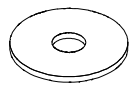


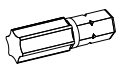
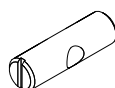
N
UK
S

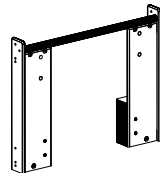







| Komponenter Components Komponenter | Dimensjon Dimension Dimension | Ant Qty Ant | Lev Lev | Komponenter Components Komponenter | Dimensjon Dimension Dimension | Ant Qty Ant | Lev Lev |
|---|-------------------------------------|-------------------|------------|--|-------------------------------------|-------------------|------------|
| 00-400-721  | 2070 x 1130 x 15 | 1 | | 00-400-170  | 172 x 200 x 15 | 2 | |
| 00-400-180  | 3120 x 418 x 37 | 1 | | 01-129-114  | 810 x 120 x 40 | 2 | |
| 01-129-112  | 1480 x 910 x 15 | 1 | | | | | |
| 01-129-113  | 282 x 263 x 15 | 2 | | | | | |
| 04-080-004  | 910 x 40 x 33 | 1 | | | | | |
| 00-261-500  | 940 x 120 | 1 | | | | | |
| 00-400-998  | 55 x 95 x 95 | 12 | | | | | |
| 00-400-997 Med hull | | 10 | | | | | |
| 00-400-150  | 940 x 120 x 40 | 5 | | | | | |

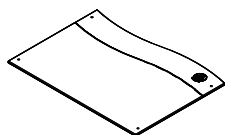




5

Pakkliste for / Parts list for / Packlista för :
11-275-049

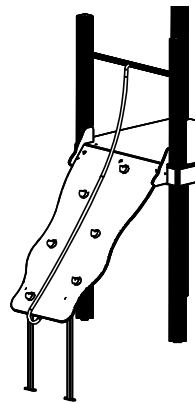







Sign. _____

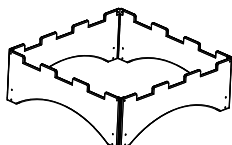





|  | Bolter/skruer Bolts/Screws Komponenter | Dimensjon Dimension Dimension | Ant Qty Ant | Lev Lev Lev | Bolter/skruer Bolts/Screws Bultar/Skruvar | Dimensjon Dimension Dimension | Ant Qty Ant | Lev Lev Lev |
|---|---|--|--|--|--|--|--|--|
| |  | 04-060-120 120 x 15 x 8 mm | 12 | | (N) Produkt merking | | | |
| |  | 04-060-040 40 x 15 x 8 mm | 8 | | (UK) Product marking | | | |
| |  | 04-000-012 8 x 12 mm Torx | 12 | | (S) Produkt märkning | | 1 | |
| | | 04-000-025 8 x 25 mm Torx | 20 | | | | | |
| | | 04-000-030 8 x 30 mm Torx | 4 | | | | | |
| | | 04-000-035 8 x 35 mm Torx | 56 | | | | | |
| | | 04-000-045 8 x 45 mm Torx | 1 | | | | | |
| |  | 04-075-050 50 x 50 x 5 mm | 4 | | | | | |
| |  | 04-040-008 8 mm | 4 | | | | | |
| |  | 04-030-016 8 x 16 mm | 4 | | | | | |
| |  | 04-050-008 8 mm | 8 | | | | | |
| | | 04-055-008 8 mm stor | 1 | | | | | |
| | | 04-050-010 10 mm stor | 8 | | | | | |
| |  | 04-090-002 | 34 | | | | | |
| |  | 00-400-980 60 x 16 | 14 | | | | | |
| |  | Torx Nr 45 | 1 | | | | | |
| |  | 04-090-001 | 1 | | | | | |

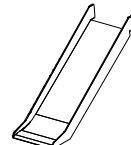



| | | |
|---|---|----|
| <p>01-400-220</p>  |  <p>04-060-120 120 x 15 x 8 mm</p> | 8 |
| | <p>04-000-012 8 x 12 mm Torx</p> | 2 |
| | <p>04-000-016 8 x 16 mm Torx</p> | 6 |
| |  <p>04-000-035 8 x 35 mm Torx</p> | 16 |
| | <p>04-000-045 8 x 45 mm Torx</p> | 2 |
| |  <p>04-090-001 8 mm</p> | 2 |
| |  <p>04-070-035 35 x 35 x 3 mm</p> | 2 |
| |  <p>04-030-011 8 x 11mm</p> | 8 |
| |  <p>04-050-008 8 mm</p> | 4 |
| |  <p>04-090-002</p> | 4 |
| <p>Monteringsanvisning Assembly Instructions Monteringsanvisning</p> <p>01-400-220</p> | 1 | |
| <p>Antall Number Antal</p> | | |

| | | |
|--|--|----------|
| <p>01-125-002</p>  |  <p>04-060-040 40 x 15 x 8 mm</p> | 4 X 3 |
| |  <p>04-000-025 8 x 25 mm Torx</p> | 8 X 3 |
| |  <p>04-076-050 50 x 50 x 5 mm</p> | 4 X 3 |
| |  <p>04-040-008 8 mm</p> | 4 X 3 |
| <p>Antall Number Antal</p> | | |

| | | |
|----------------------------|--|--|
| <p>Antall Number Antal</p> | | |
|----------------------------|--|--|

| | | |
|---|---|---|
| <p>01-129-010</p>  |  <p>04-060-120 120 x 15 x 8 mm</p> | 4 |
| | <p>04-000-025 8 x 25 mm Torx</p> | 5 |
| | <p>04-000-030 8 x 30 mm Torx</p> | 8 |
| |  <p>04-000-035 8 x 35 mm Torx</p> | 4 |
| | <p>04-000-040 8 x 40 mm Torx</p> | 3 |
| | <p>04-000-045 8 x 45 mm Torx</p> | 2 |
| |  <p>04-040-008 8 mm</p> | 9 |
| |  <p>04-070-035 35 x 35 x 3 mm</p> | 2 |
| |  <p>04-030-016 8 x 16 mm</p> | 3 |
| |  <p>04-050-008 8 mm</p> | 9 |
|  <p>04-090-001</p> | 2 | |
| <p>Antall Number Antal</p> | | |

| | | |
|--|--|-----------|
| <p>01-400-501</p>  |  <p>04-060-120 120 x 15 x 8 mm</p> | 8 X 2 |
| |  <p>04-000-025 8 x 25 mm Torx</p> | 8 X 2 |
| |  <p>04-000-035 8 x 35 mm Torx</p> | 16 X 2 |
| |  <p>04-040-008 8 mm</p> | 8 X 2 |
|  <p>04-076-050 50 x 50 x 5 mm</p> | 4 X 2 | |
| <p>Antall Number Antal</p> | | |

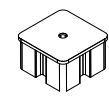
| | | |
|---|---|---|
| <p>40-142-101</p>  |  <p>04-060-160 160 x 15 x 8 mm</p> | 2 |
| |  <p>04-000-035 8 x 35 mm Torx</p> | 4 |
| | <p>04-000-045 8 x 45 mm Torx</p> | 2 |
| |  <p>04-040-008 8 mm</p> | 2 |
| <p>Monteringsanvisning Assembly Instructions Monteringsanvisning</p> | 1 | |
| <p>Antall Number Antal</p> | | |







| | | |
|----------------------------|--|--|
| <p>Antall Number Antal</p> | | |
|----------------------------|--|--|

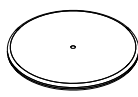



Forankring / Foundations / Markförankring



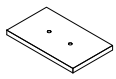


00-003-003

- (N) Er bestilt Ikke bestilt
- (UK) In order Not in order
- (S) Beställt Ej beställt

| | |
|---|------------|
| 00-400-997  | -10 |
|---|------------|

| | | | | | | | | | |
|--|---|--|-----------|--|--|---|-------------------------------|-----------|--|
| | 00-003-100  | | | | |  | 04-000-035 8 x 35 mm Torx | 30 | |
| | 00-003-101  | | | | |  | 04-050-008 8 mm | 30 | |
| | 00-003-102  | | 10 | | |  | 04-060-120 120 x 15 x 8 mm | 20 | |

| | | | | | | | | | |
|--|---|--|----------|--|--|---|------------------------------|----------|--|
| | 00-003-103  | | | | |  | 04-000-040 8 x 40 mm Torx | 0 | |
| | | | | | |  | 04-040-008 8 mm | 0 | |
| | | | 0 | | |  | 04-050-008 8 mm | 0 | |

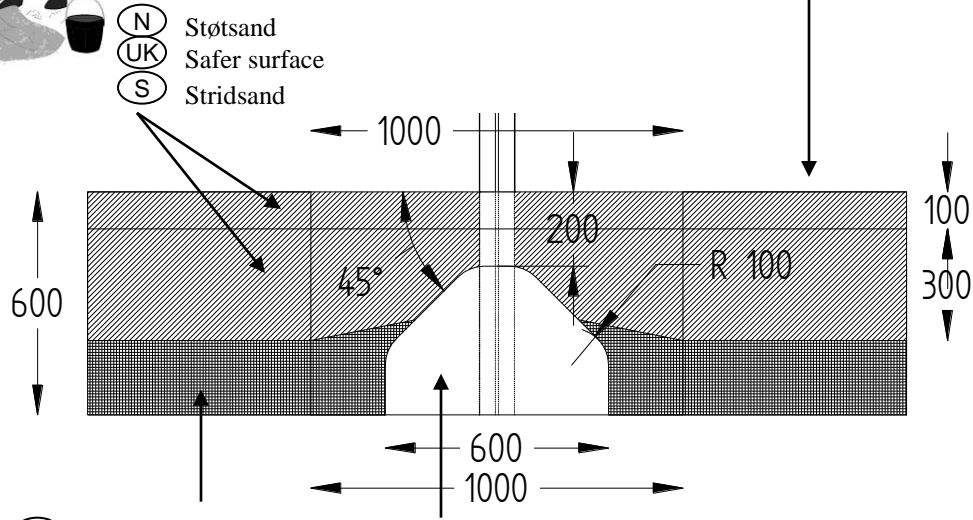
| | | | | | | | | | |
|----------------------|---|--|----------|--|--|---|--------------------------|-----------|--|
| | 00-003-105  | | | | |  | 04-010-035 10 x 35 mm | 10 | |
| Eller Or Eller | 00-003-106  | | | | |  | 04-040-010 10 mm | 10 | |
| | | | 5 | | |  | 04-050-010 10 mm | 10 | |

6

Fundamentering med betong / Foundation concrete / Förankring med betong



(N) Bakkenivå (UK) Ground level (S) Marknivå

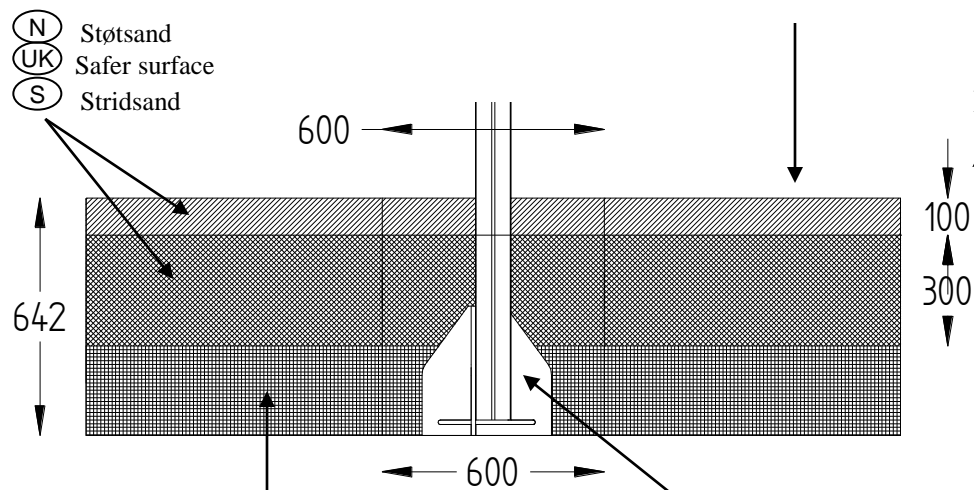


(N) Komprimert masse. betong
 (UK) Compressed mass. concrete
 (S) Komprimerad massa. betong

6

Fundamentering uten betong / Foundation without concrete / Förankring utan betong

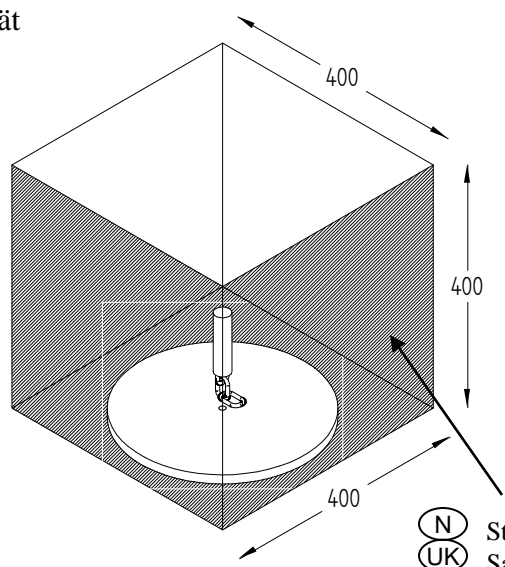
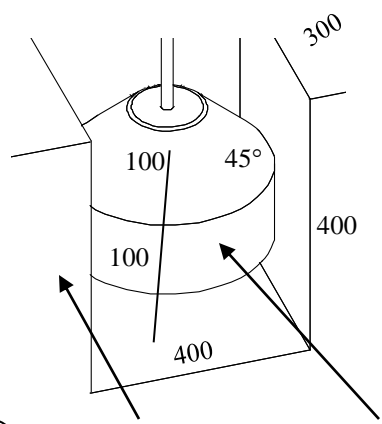
(N) Bakkenivå (UK) Ground level (S) Marknivå



(N) Komprimert masse Støpefri nedgraving
 (UK) Compressed mass Concrete-free anchor
 (S) Komprimerad massa Nedgravningsfundament

(N) Alle mål er oppgitt i millimeter
 (UK) Scale measured in mm
 (S) Alla mått är i millimeter.

- (N) For klatrenett
- (UK) For climbing net
- (S) För klätternät



- (N) Komprimert masse. betong
- (UK) Compressed mass. concrete
- (S) Komprimerad massa. betong

- (N) Støtsand
- (UK) Safer surface
- (S) Stridsand

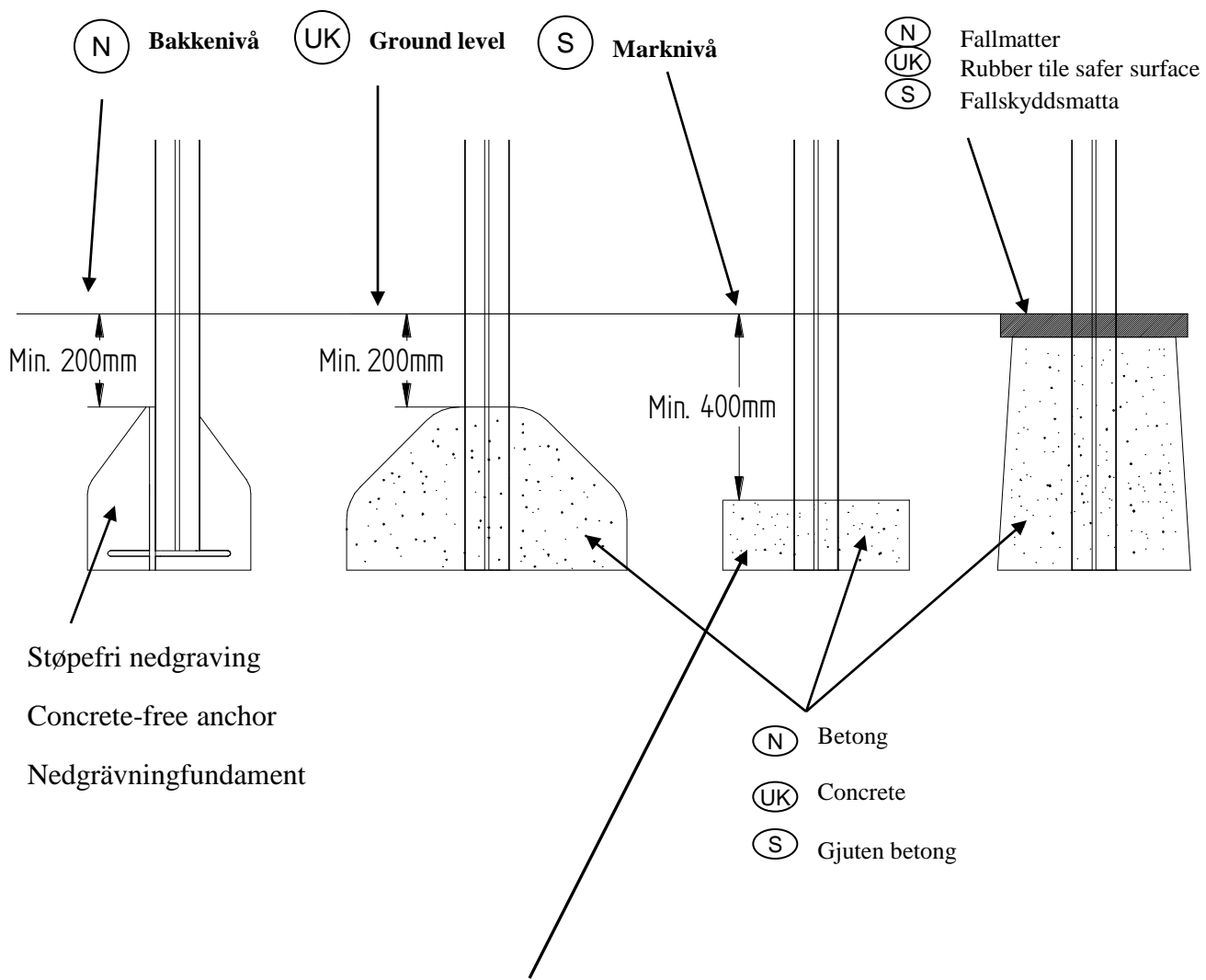
- (N) Alle mål er oppgitt i millimeter
- (UK) Scale measured in mm
- (S) Alla mått är i millimeter.

6

(N) Dybde for støping og forankring

(UK) Depth of foundations /

(S) Djup för gjutning och markförankring



(N) Støpefri nedgraving
 (UK) Concrete-free anchor
 (S) Nedgrävningfundament

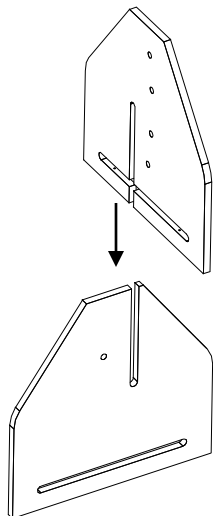
(N) Betong
 (UK) Concrete
 (S) Gjuten betong

(N) Denne støpemetoden anbefales ikke grunnet dårlig stabilitet av lekeapparatet.

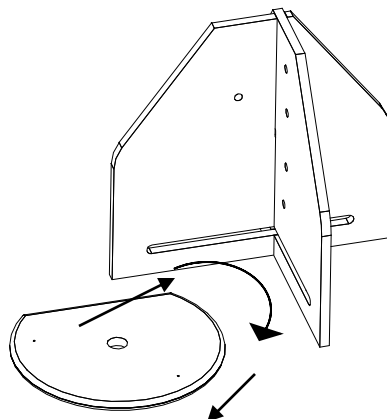
(UK) This anchor is recommend not to use because of poor stability of the play unit.

(S) Denna förankring avrådes från att användas, därför att lekutrustningen får dålig fäste.

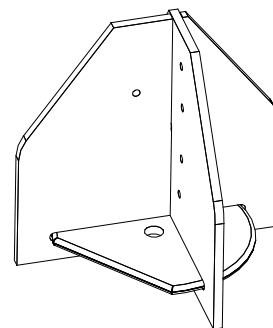
1



2



3

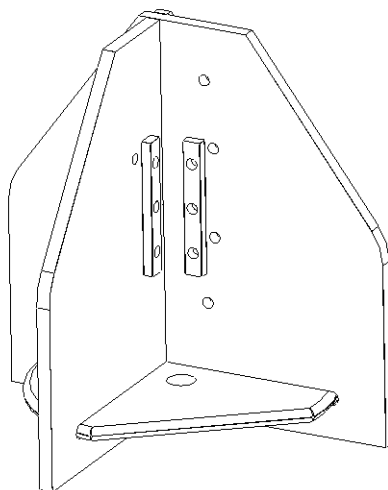


4

04-060-120 x 2
120 x 15 x 8 mm

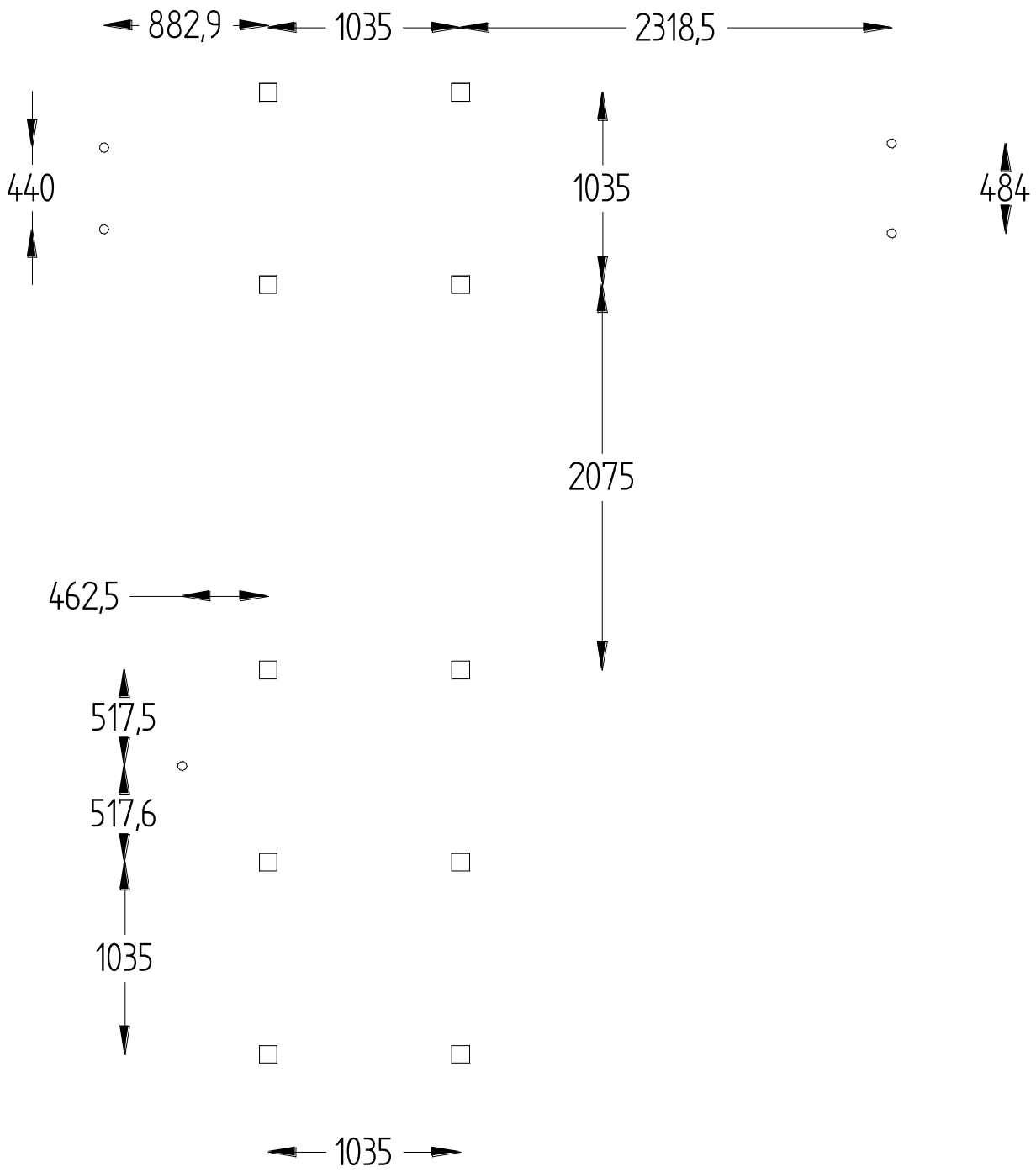


04-000-035 x 3
8 x 35 mm Torx

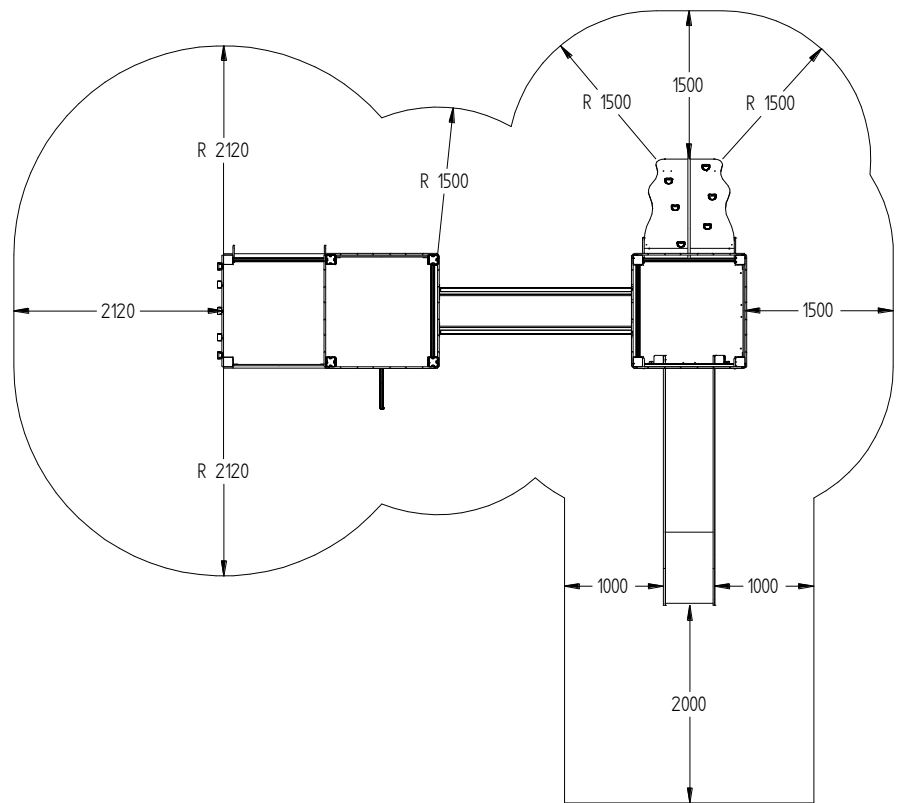


7

Plassering av forankringer / Ground plan / Placering av förankringar



- (N) Alle mål er oppgitt i millimeter
- (UK) Scale measured in mm
- (S) Alla mått är i millimeter.

8**Sikkerhetszone / Safty zone / Säkerhetszon****(N)**

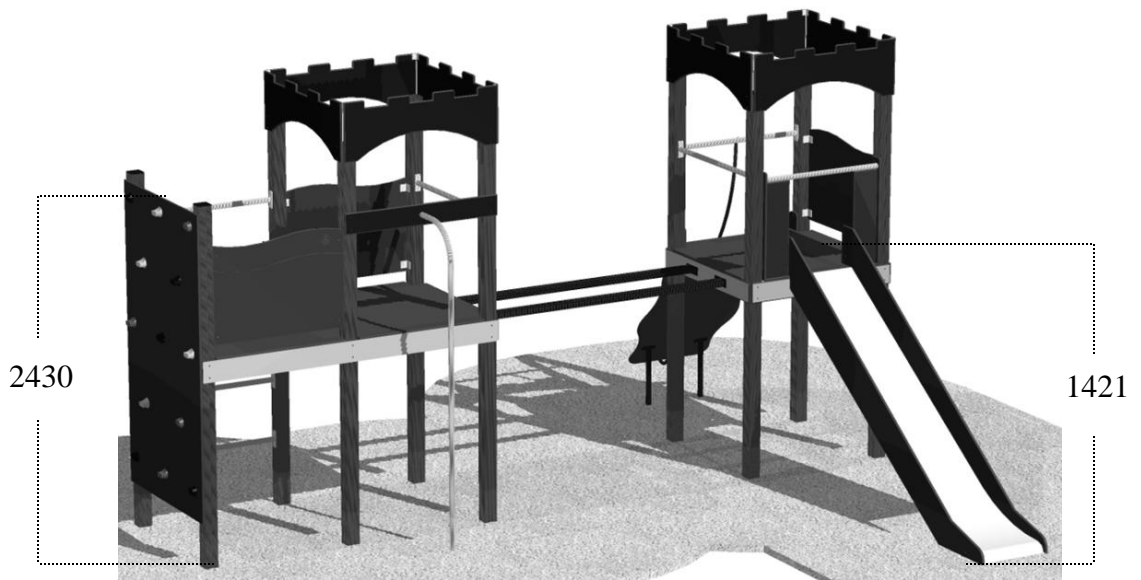
Alle mål er oppgitt i millimeter

(UK)

Scale measured in mm

(S)

Alla mått är i millimeter.

9**Fallhøyder / Free height of fall / Fallhöjder****(N)**

Alle mål er oppgitt i millimeter

(UK)

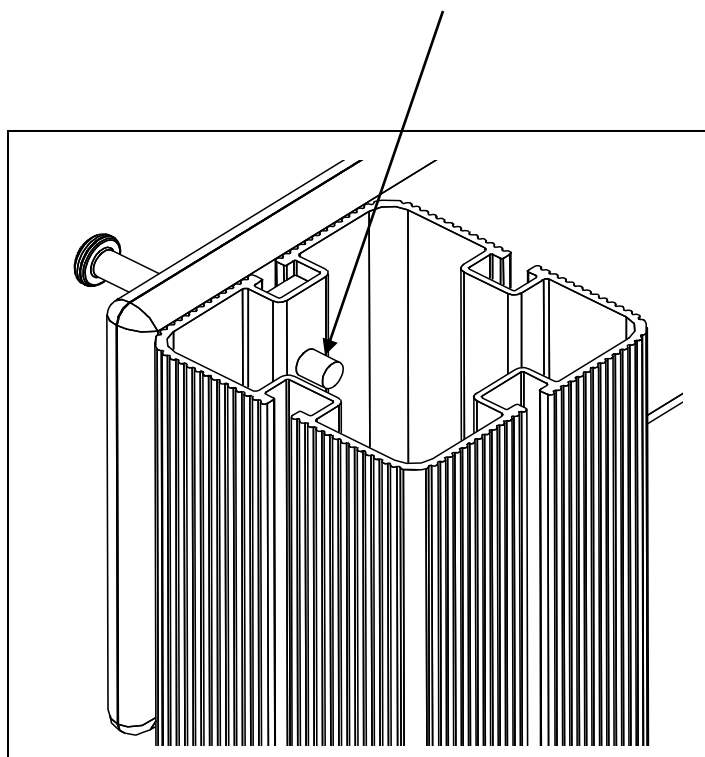
Scale measured in mm

(S)

Alla mått är i millimeter.

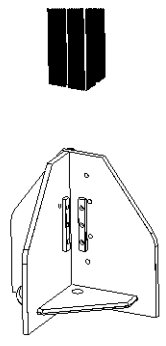
OBS !

- Ⓝ Bolter skrues helt igjennom aluminiumstolpene. Om elektrisk drill brukes anbefales 18 V
- ⓊⓀ Bolts must be tightened through the post, so that it pierces the aluminium.
- Ⓢ Bultarna skruvas rakt igenom aluminiumstolparna. Om elektrisk skruvdragare används rekommenderas 18V

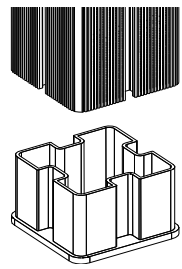


- (N) Uten betong
- (UK) Without concrete
- (S) Utan betong

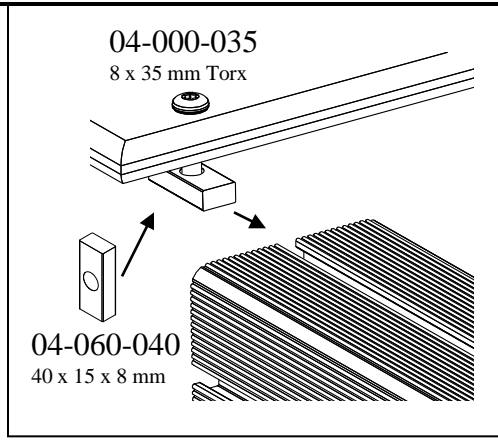
- (N) Med bruk av betong
- (UK) With use of concrete
- (S) Med bruk av betong



00-003-003



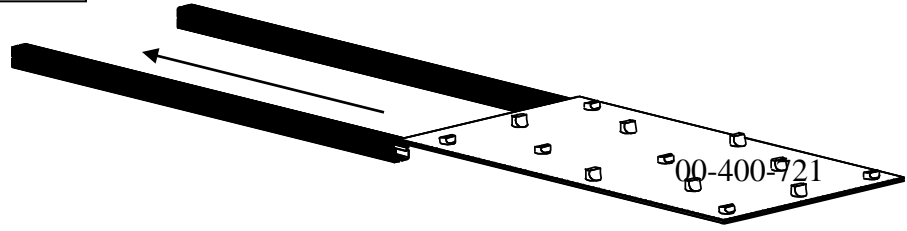
00-400-997



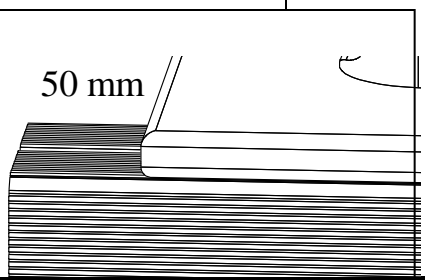
04-000-035
8 x 35 mm Torx

04-060-040
40 x 15 x 8 mm

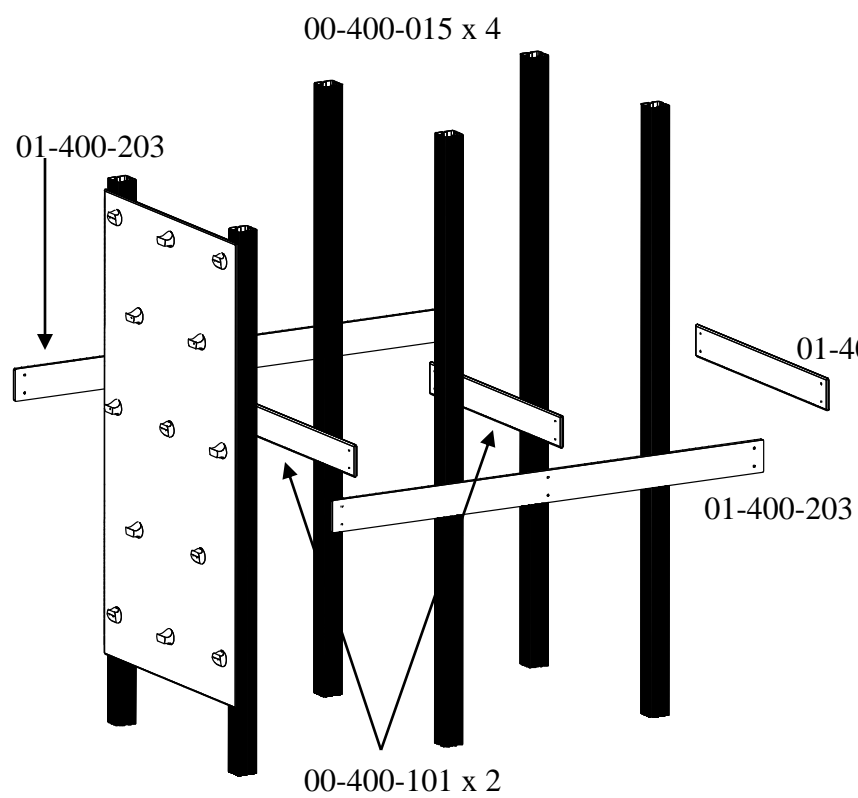
00-400-013 x 2



00-400-921



50 mm



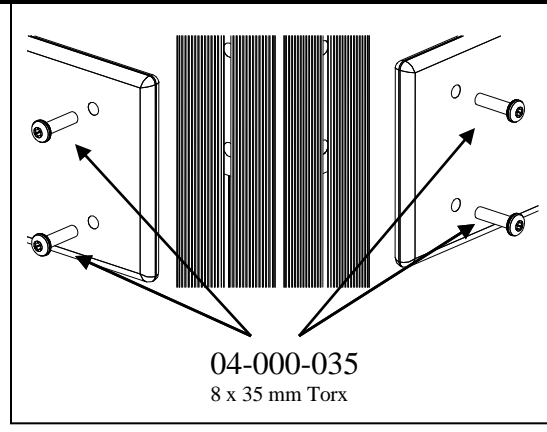
00-400-015 x 4

01-400-203

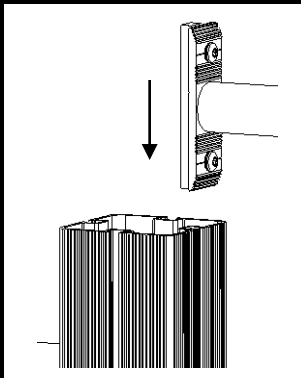
01-400-107

01-400-203

00-400-101 x 2

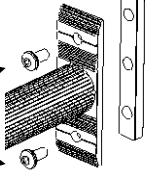


04-000-035
8 x 35 mm Torx

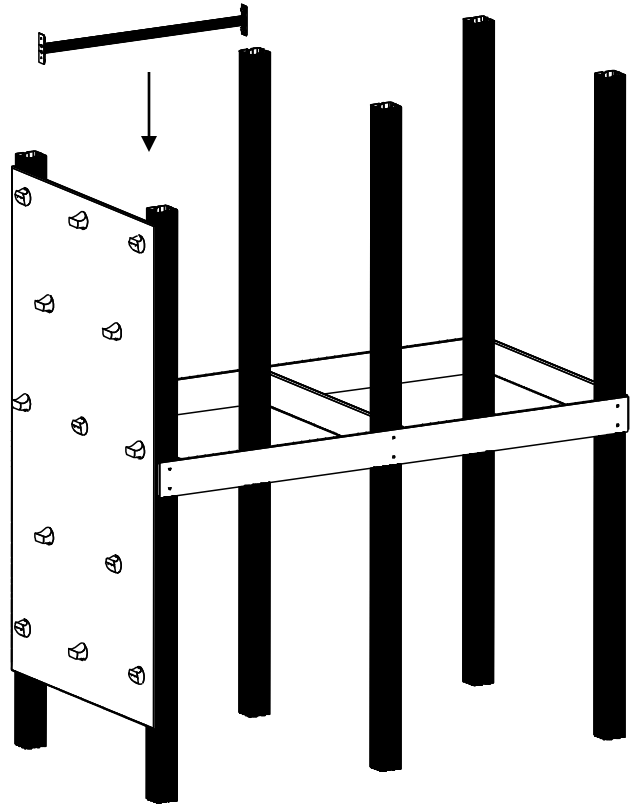


04-060-120
120 x 15 x 8 mm

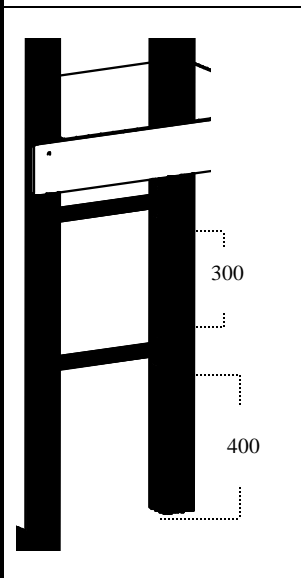
04-000-025
8 x 25 mm Torx



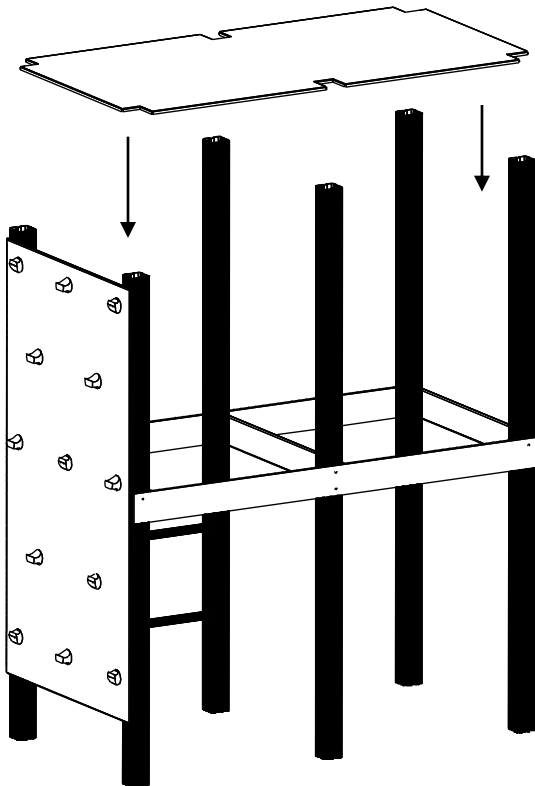
00-400-150



3



00-400-351



04-030-016

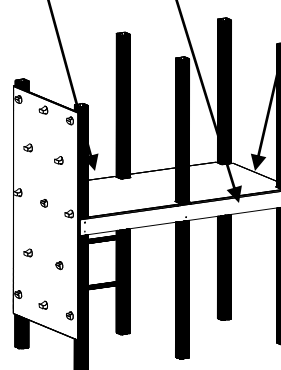
04-075-050
50 x 50 x 5 mm

04-040-008
8 mm

04-050-008
8 mm

04-000-030
8 x 30 mm Torx

04-000-012
8 x 12 mm Torx

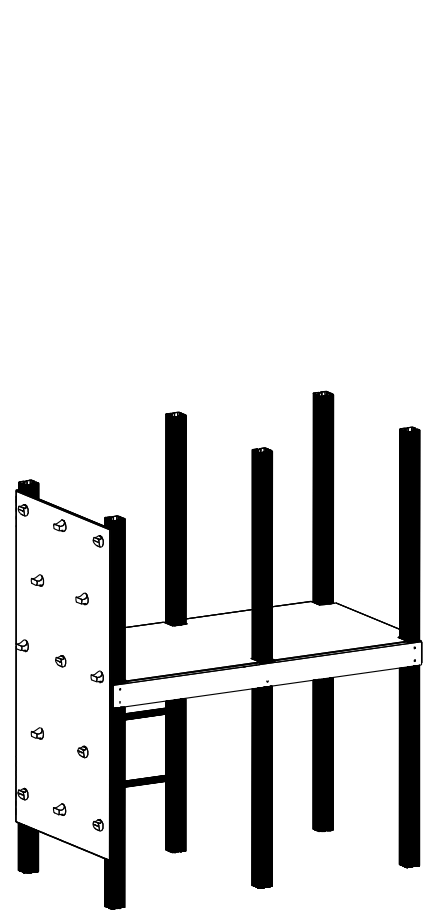


(N) Gulvet festes med 3 vinkler

(UK) The floor is connected

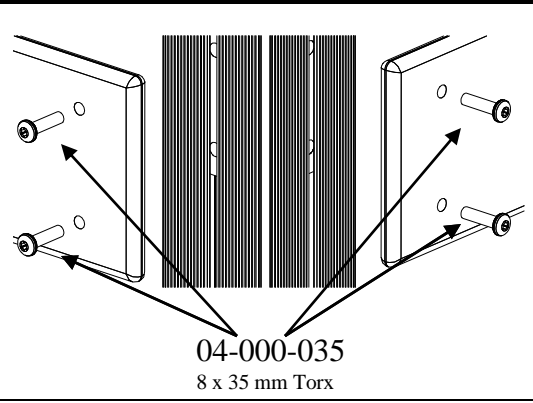
(S) Golvet fästes med 3 vinklar

4



00-400-015 x 4

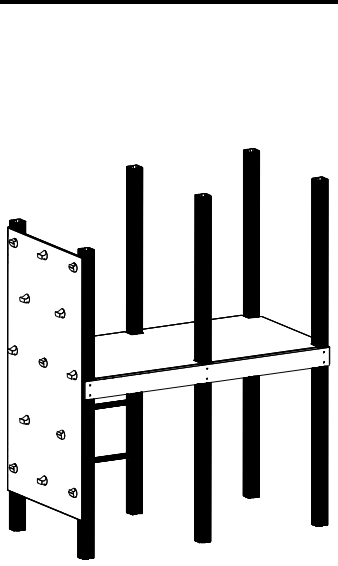
01-400-107



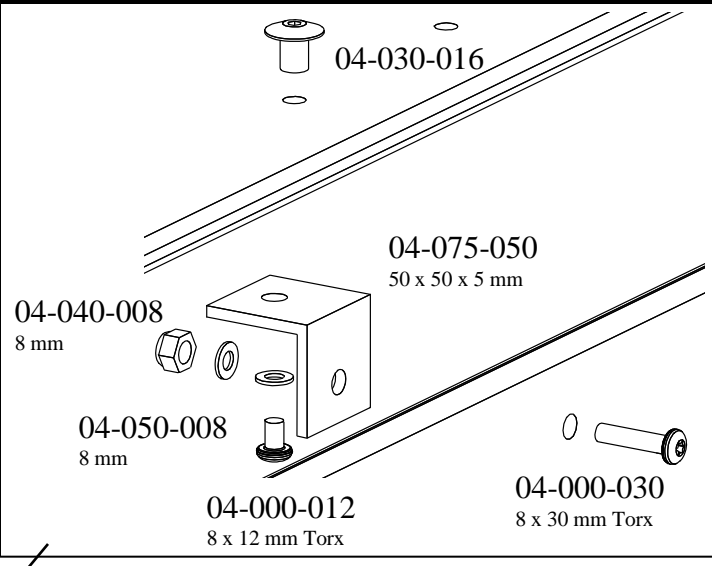
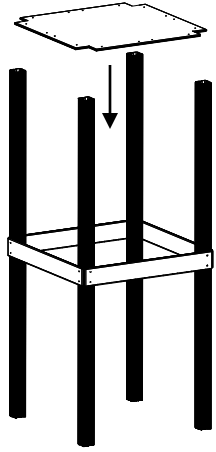
04-000-035
8 x 35 mm Torx

00-400-101 x 3

5



00-400-300



04-030-016

04-075-050
50 x 50 x 5 mm

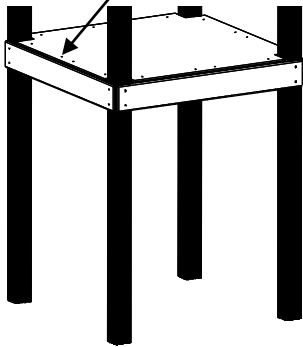
04-040-008
8 mm

04-050-008
8 mm

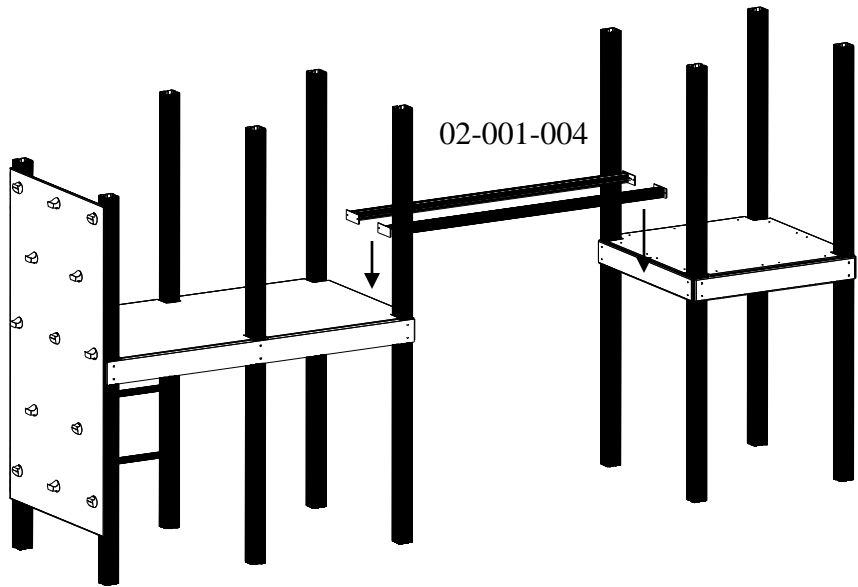
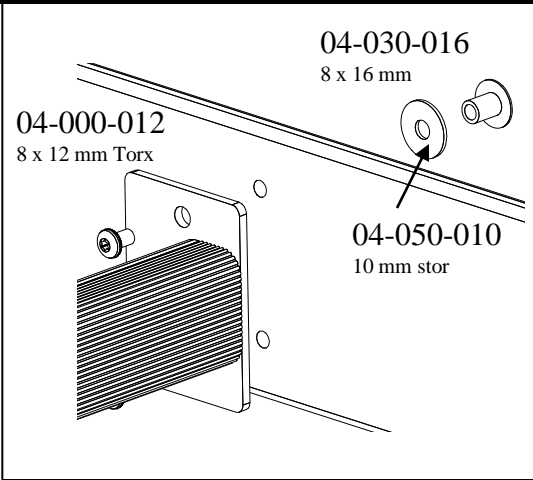
04-000-012
8 x 12 mm Torx

04-000-030
8 x 30 mm Torx

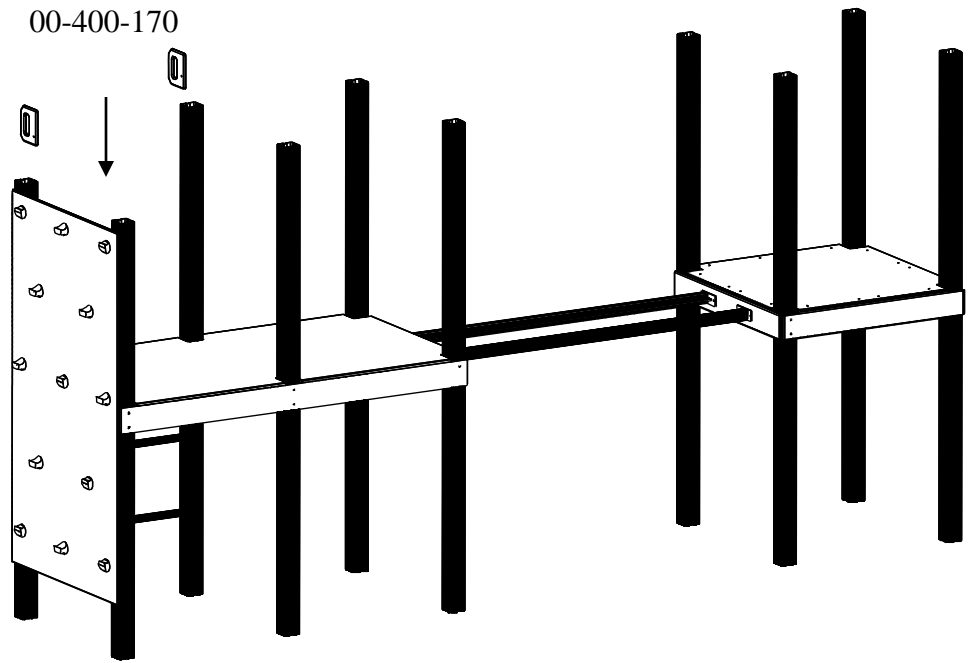
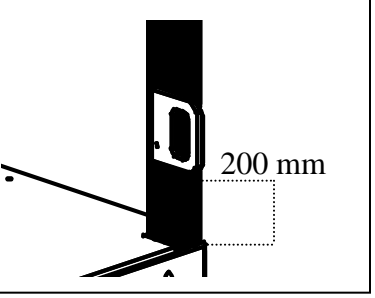
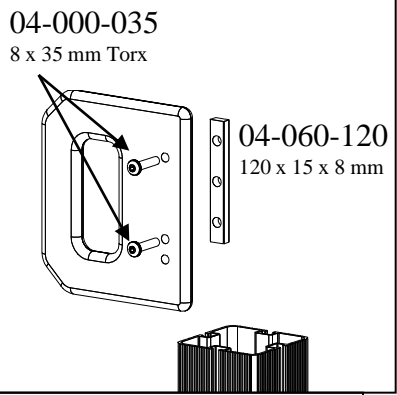
- (N) Gulvet festes med 1 vinkel
- (UK) The floor is connected at 1 point
- (S) Golvet fästes med 1 vinkel



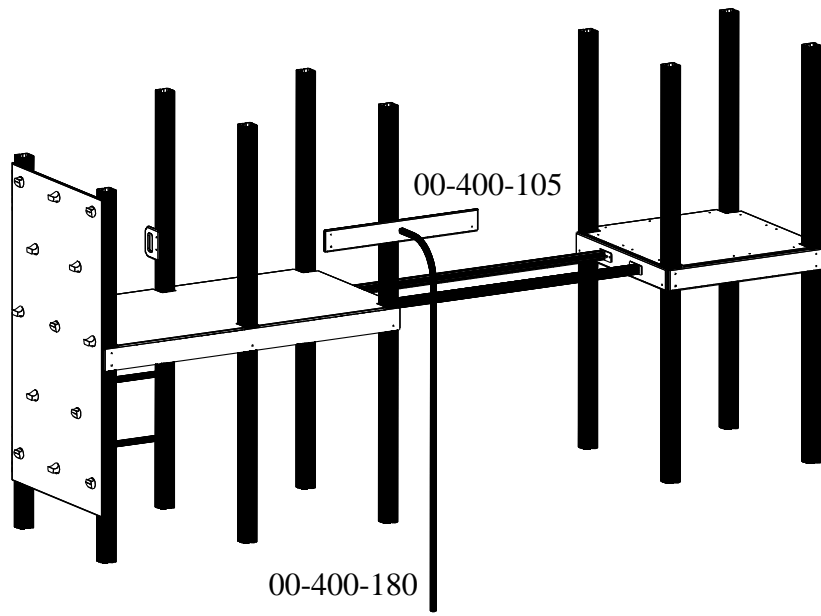
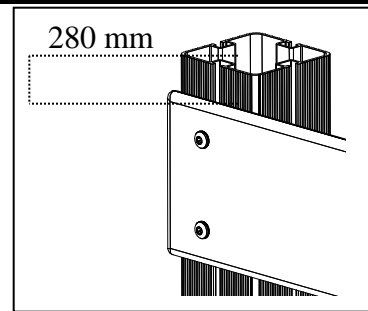
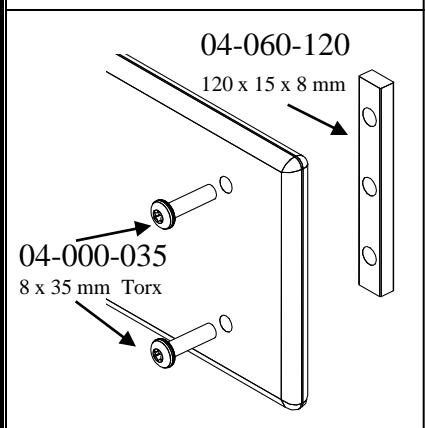
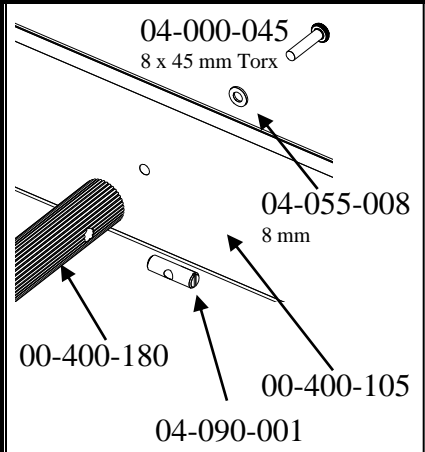
6



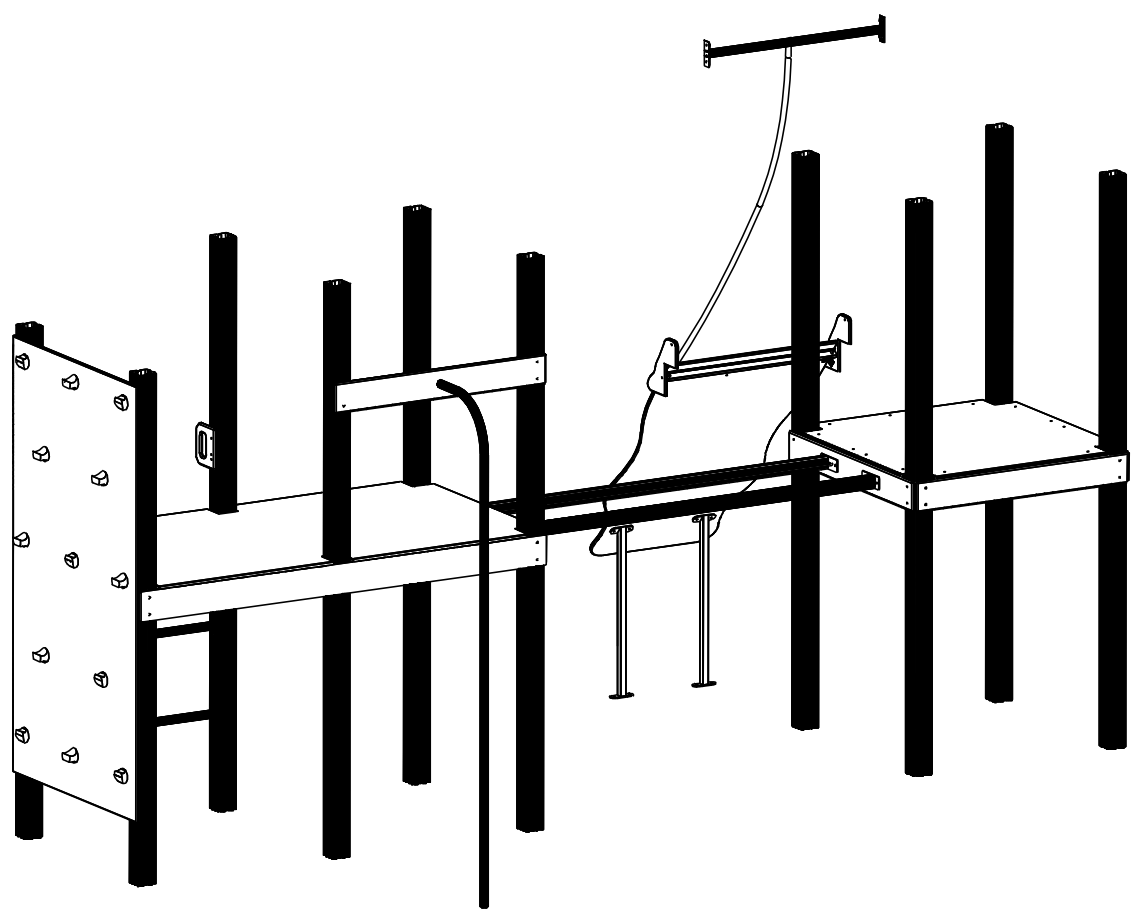
7



8

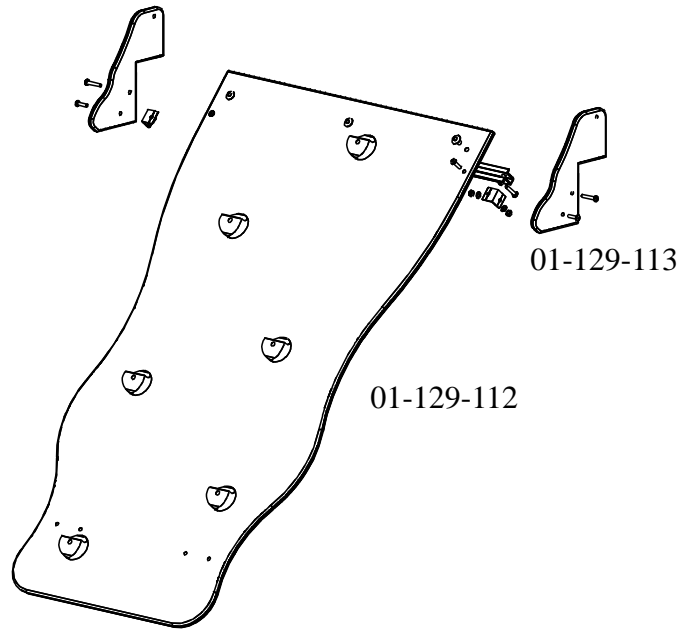


9

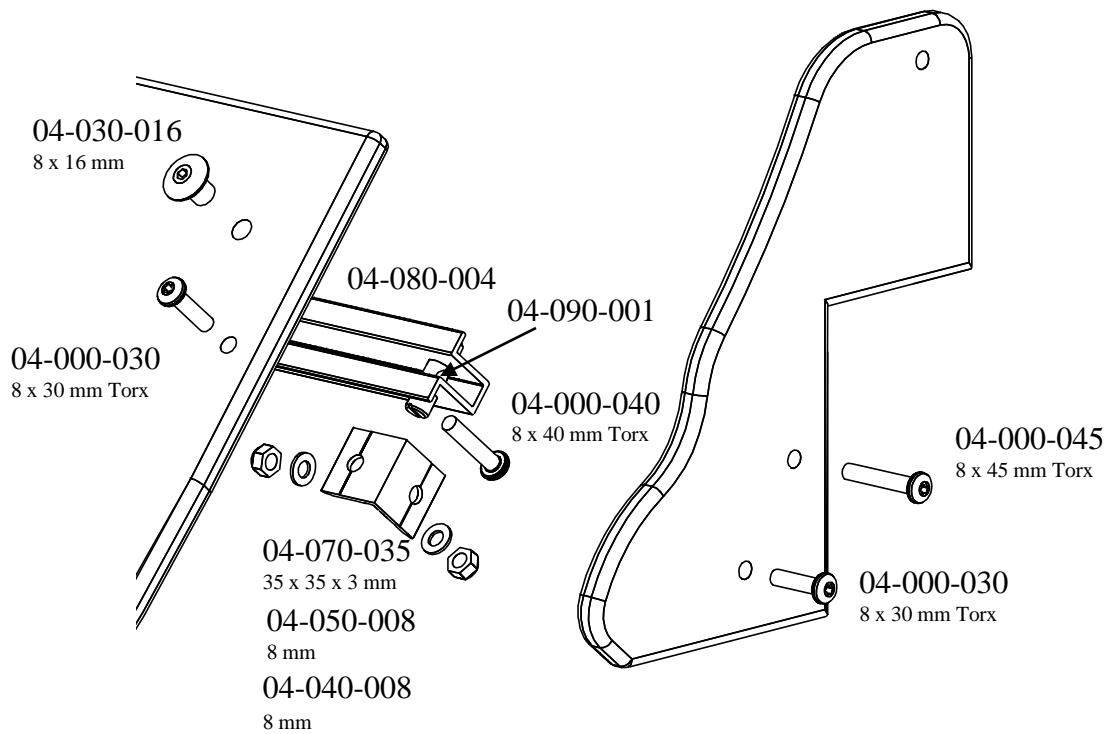


10

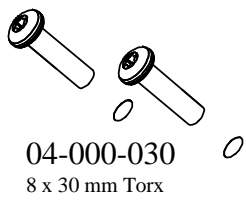
01-129-113



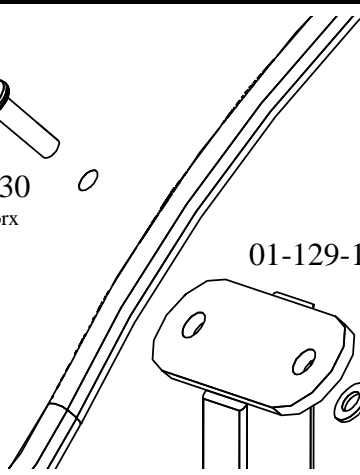
11



12



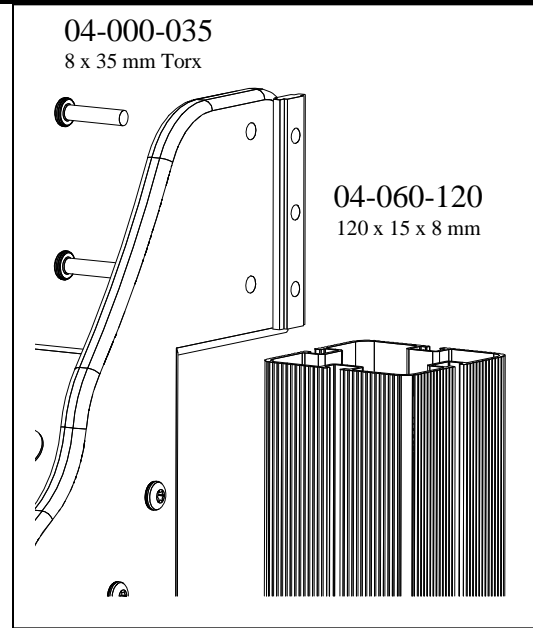
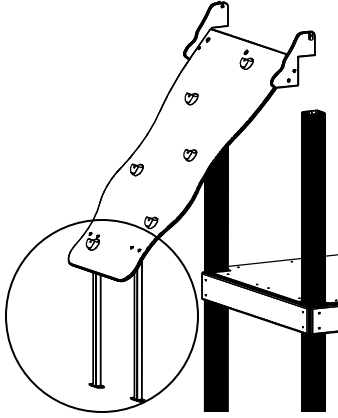
04-000-030
8 x 30 mm Torx



01-129-114

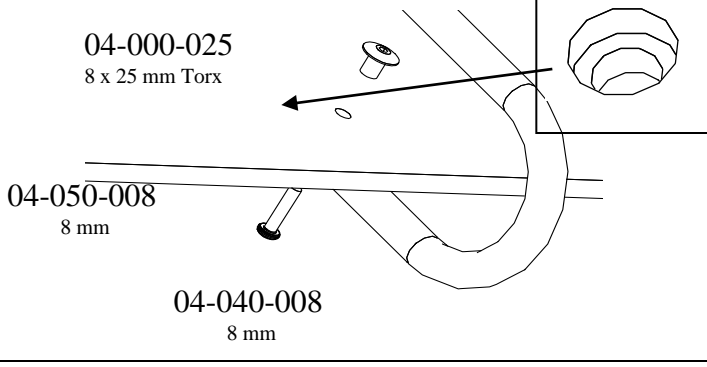
04-050-008
8 mm

04-040-008
8 mm



04-000-035
8 x 35 mm Torx

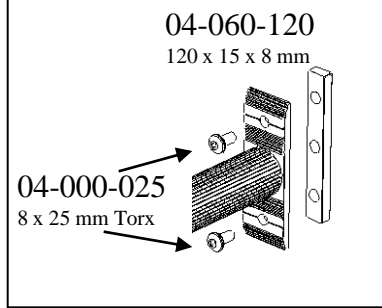
04-060-120
120 x 15 x 8 mm



04-000-025
8 x 25 mm Torx

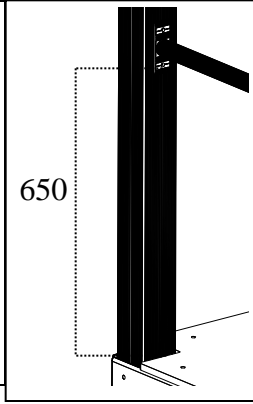
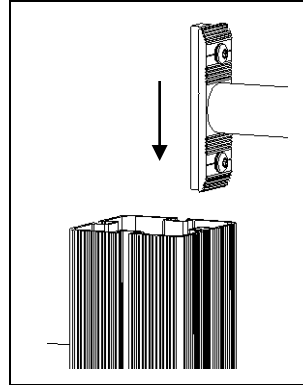
04-050-008
8 mm

04-040-008
8 mm

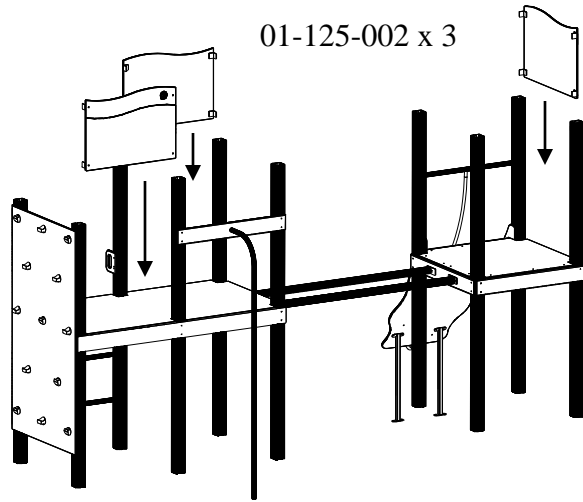
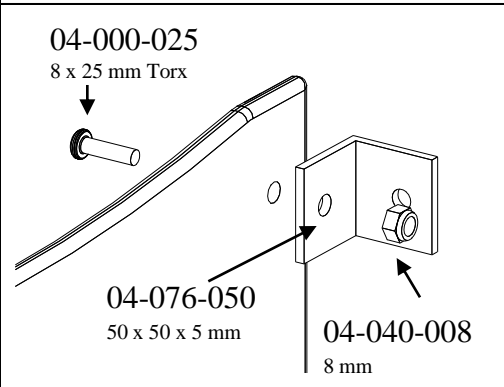
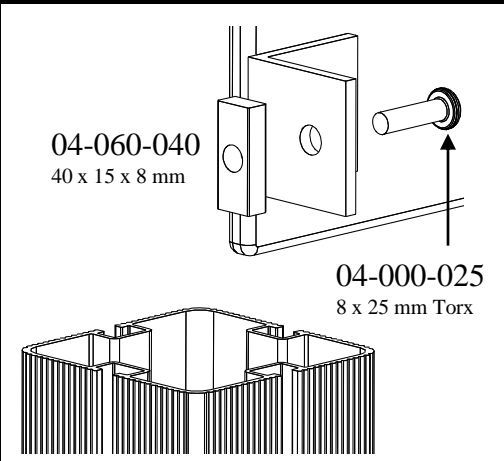
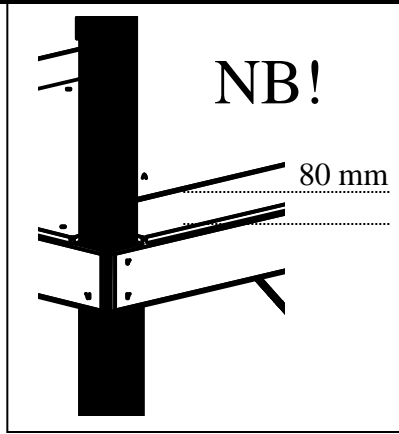


04-060-120
120 x 15 x 8 mm

04-000-025
8 x 25 mm Torx

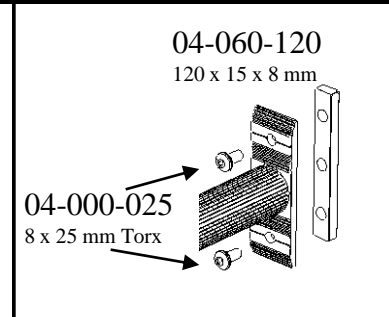
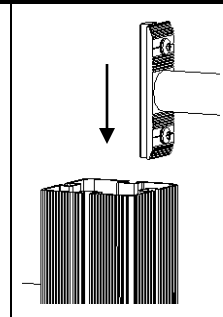
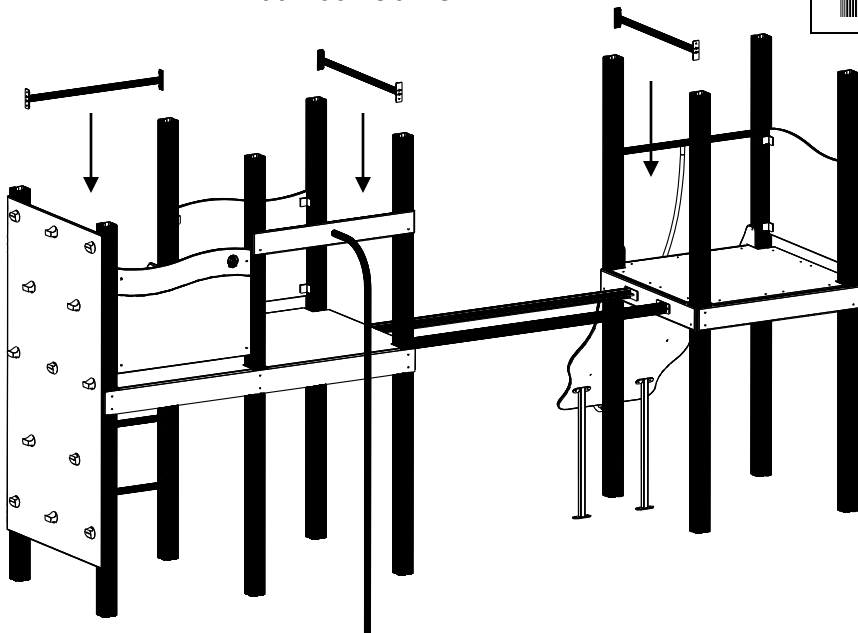


650




15

00-400-150 x 3



16

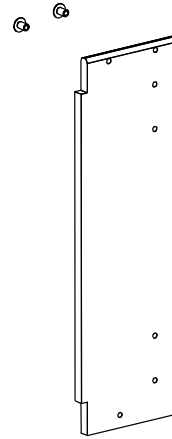
01-126-004



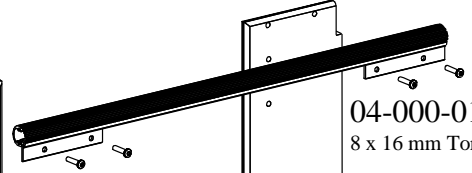
12

04-030-011
8 x 11mm

04-030-011
8 x 11mm



01-126-003



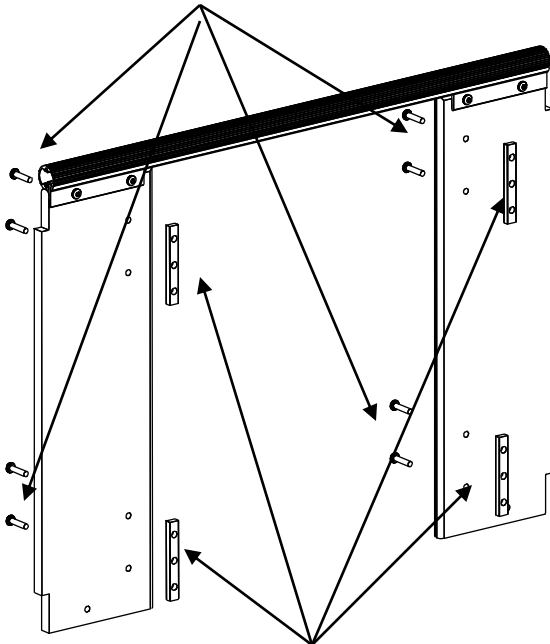
04-000-016
8 x 16 mm Torx

04-000-016
8 x 16 mm Torx

01-126-003

13

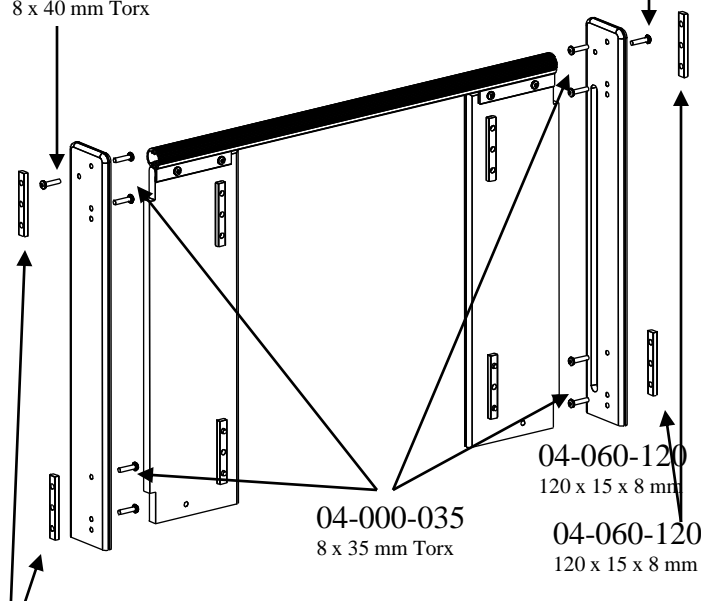
04-000-035
8 x 35 mm Torx



04-060-120
120 x 15 x 8 mm

14

04-000-040
8 x 40 mm Torx



04-000-040
8 x 40 mm Torx

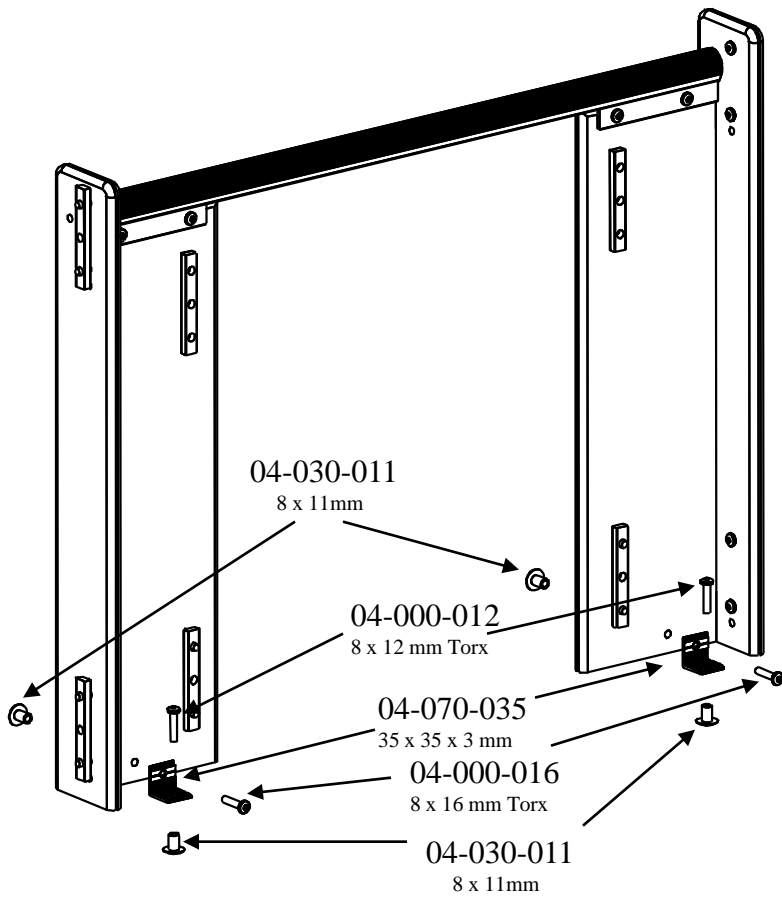
04-000-035
8 x 35 mm Torx

04-060-120
120 x 15 x 8 mm

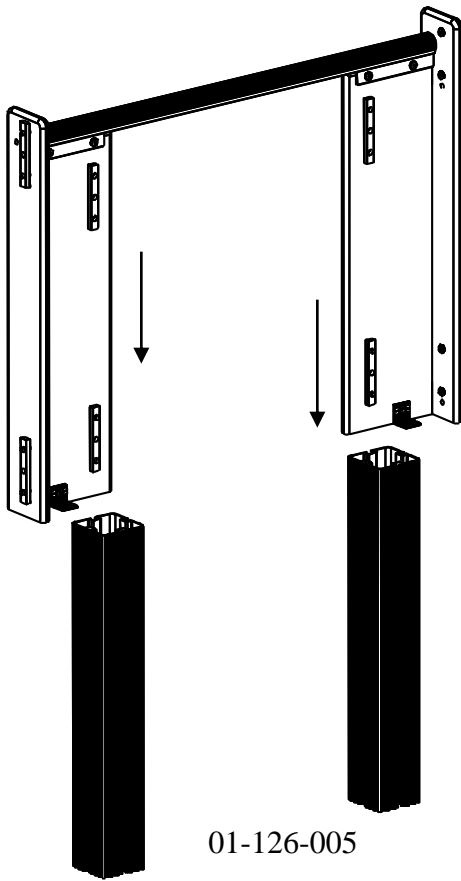
04-060-120
120 x 15 x 8 mm

04-060-120
120 x 15 x 8 mm

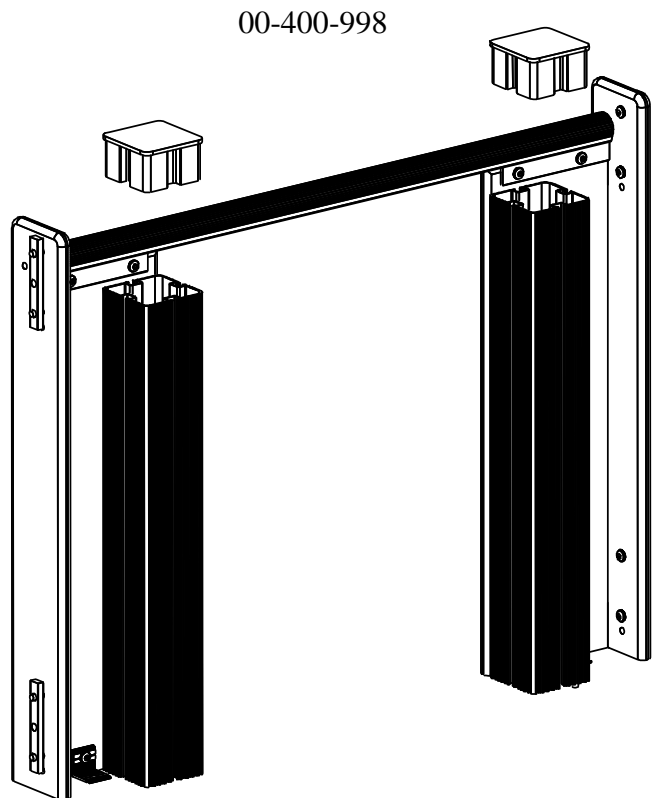
15



16



17



18

04-000-045
8 x 45 mm Torx

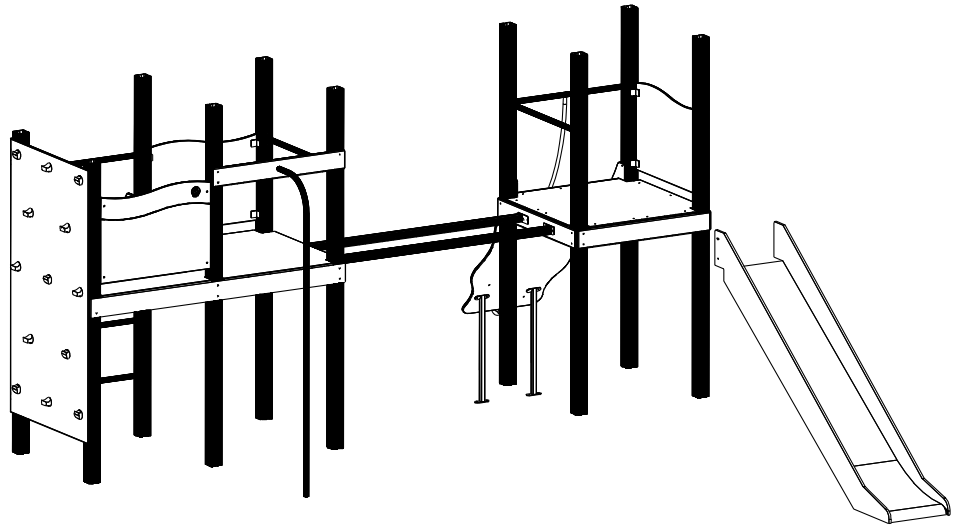
00-100-310

04-040-008
8 mm

04-050-008
8 mm

04-000-035
8 x 35 mm Torx x 4

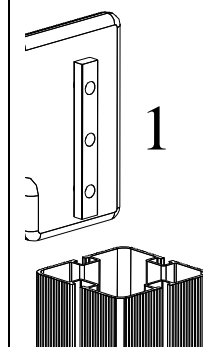
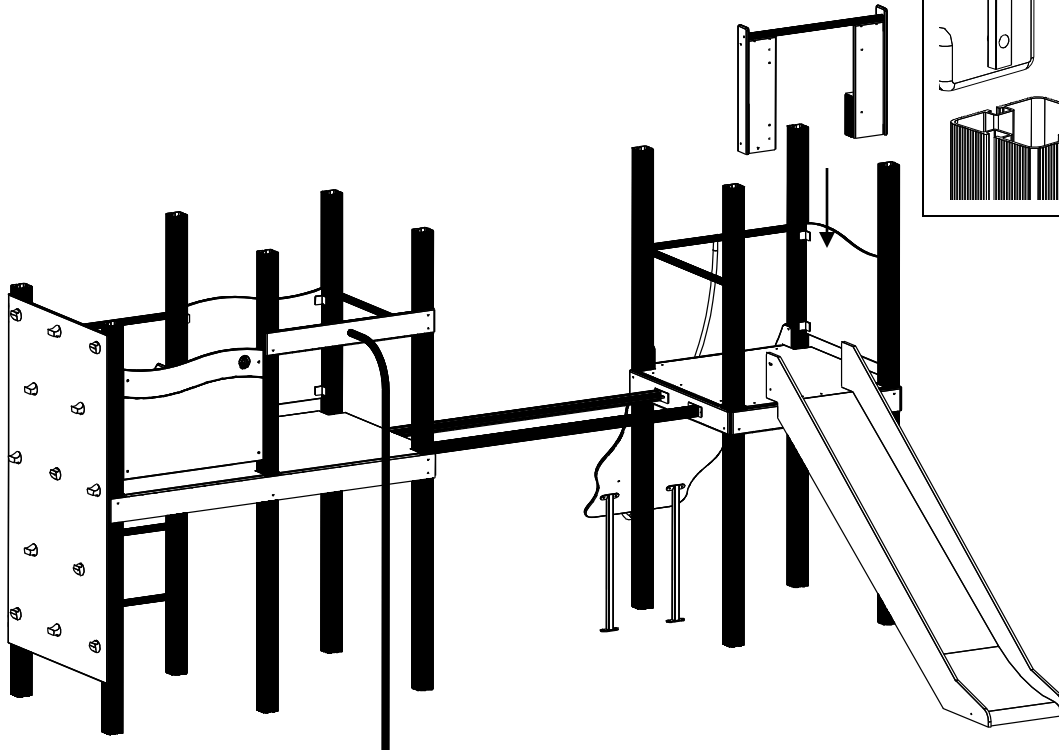
04-060-160
160 x 15 x 8 mm



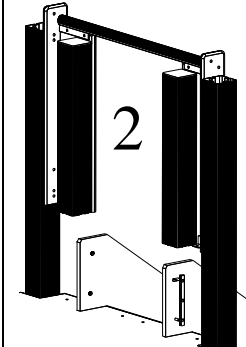
40-142-101

17


01-400-220



1

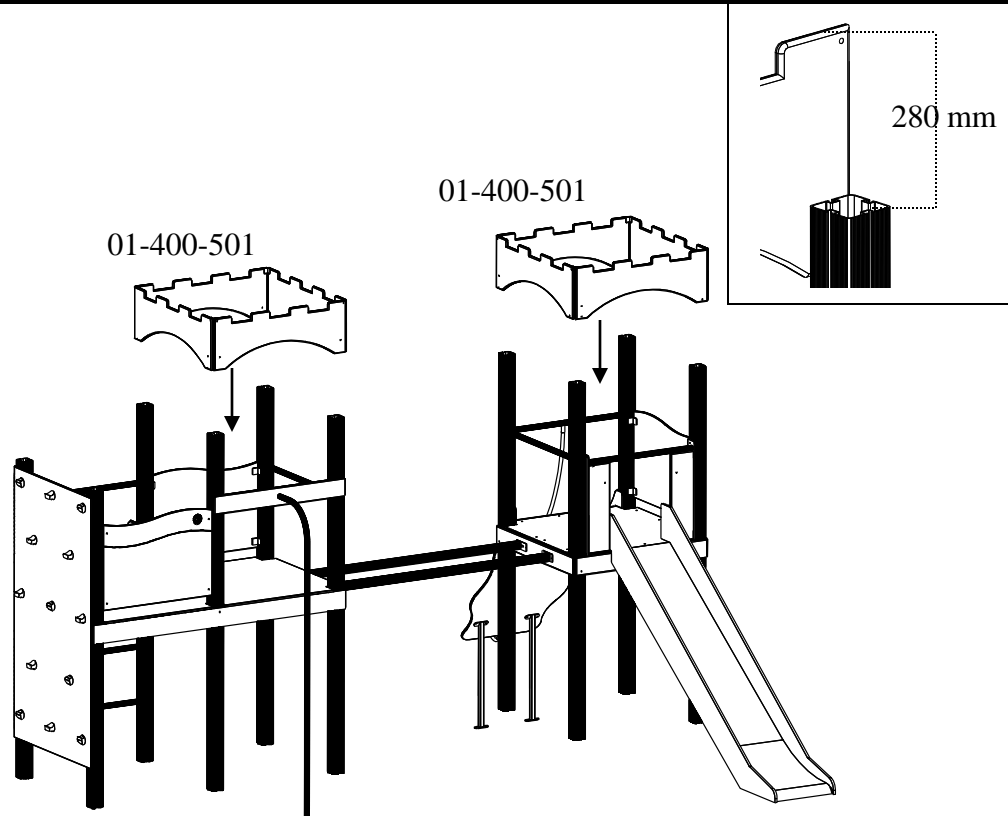
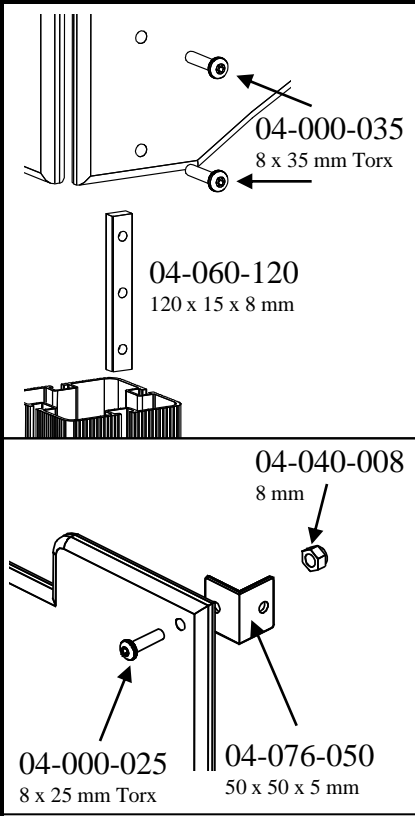


2

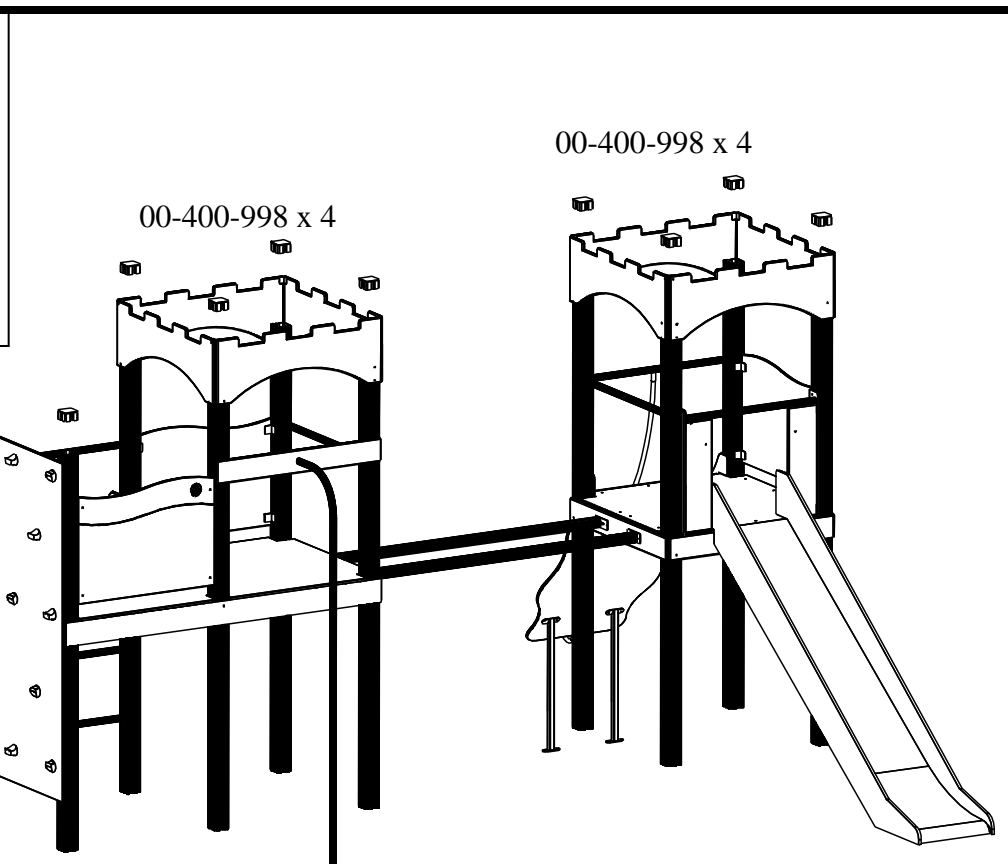
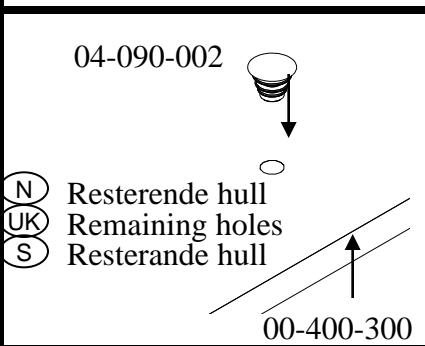


3

18



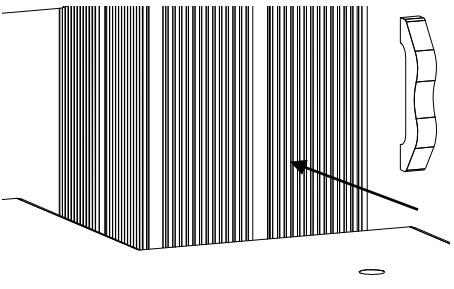
19



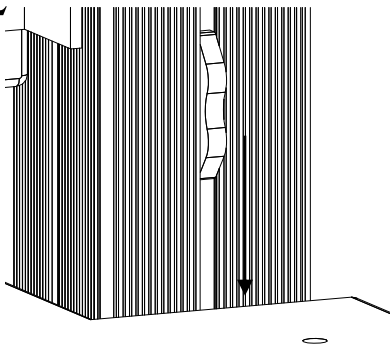
20

1

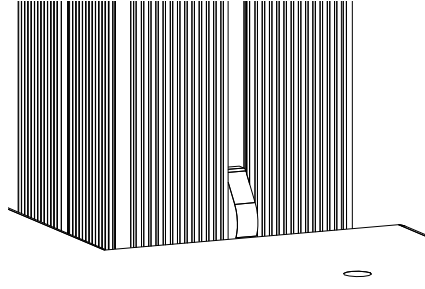
00-400-980



2



3



N

- ▣ Påse at fallunderlag er lagt i henhold til gjeldende regler eller vår anbefaling
- ▣ Fjern alle monteringshjelpemidler (rester av betong, planker, paller, plast, og lignende)
- ▣ Før utstyret tas i bruk, sjekk at det ikke er hektefare for anorakksnorer og lignende noen steder på lekeapparatet.

NB! Bør stå i 2-3 dager før bruk når forankring støpes.

UK

- ▣ Make sure the area and depth of safer surfacing are according to the current standard, or to the manufacturer's recommendation
- ▣ Make sure all tools and surplus materials are removed before play begins

PS! When complete, allow 2-3 days for the concrete to set before use.



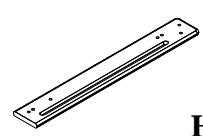
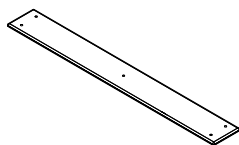
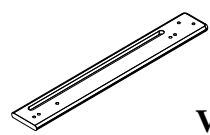

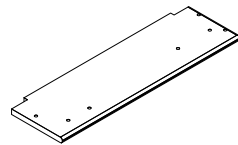
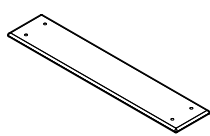

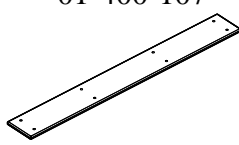

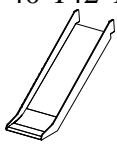
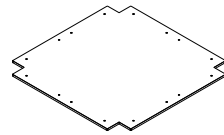
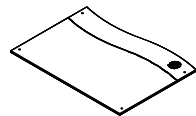
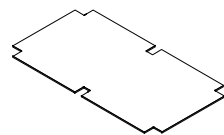
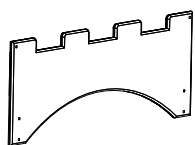
S

- ▣ Kontrollera att fallunderlag är utlagt enligt gällande regler eller vår rekommendation
- ▣ Ta bort alla monteringshjälpmedel (rester av betong, plankor, pallar, plast och liknande)
- ▣ Innan lekredskapet används, kontrollera att anoracksnoddar eller kläder/delar av kläder eller liknande inte kan fastna i några delar på redskapet.

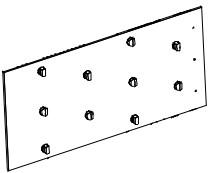
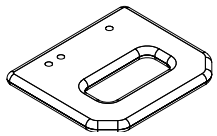

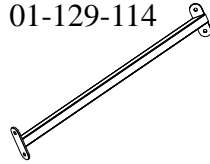
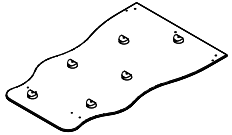
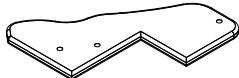


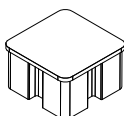

- ▣ OBS! Bör stå i 2-3 dagar innan användning när det gjuts

Sign. _____

(N)
(UK)
(S)


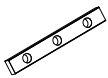



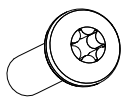




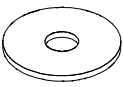


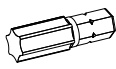
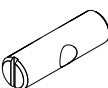
| Komponenter Components Komponenter | Dimensjon Dimension Dimension | Ant Qty Ant | Lev Lev | Komponenter Components Komponenter | Dimensjon Dimension Dimension | Ant Qty Ant | Lev Lev |
|---|-------------------------------------|-------------------|------------|--|-------------------------------------|-------------------|------------|
| 00-400-013  | 2900 x 95x 95 | 2 | | 02-001-004  | 1980 x 110 x 80 | 2 | |
| 00-400-015 01-126-005 | 3230 x 95x 95 640 x 95 x 95 | 8 2 | | 01-126-001  | 750 x 107,5 x 18 | 1 | |
| 00-400-105  | 1130 x 145 x 15 Blå , Blue , Blå | 1 | | 01-126-002  | 750 x 107,5 x 18 | 1 | |
| 01-400-203  | 2165 x 145 x 15 | 2 | | 01-126-003  | 674 x 205 x 18 | 2 | |
| 00-400-101  | 1130 x 145 x 15 | 5 | | 01-126-004  | 904 x 61 x 37 | 1 | |
| 01-400-107  | 1130 x 145 x 15 | 2 | | 00-100-310  | 512 x120 | 2 | |
| 40-142-101  | 0,5m x 3m | 1 | | 00-400-300  | 1160 x 1160 x 15 | 1 | |
| 01-125-002  | 940 x 686 x 12 | 3 | | 00-400-351  | 2180 x 1160 x 15 | 1 | |
| 01-400-502  | 1130 x 400 x 18 | 8 | | | | | |

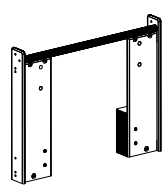

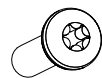





N
UK
S

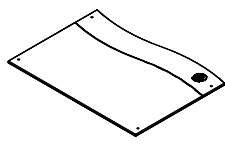




| Komponenter Components Komponenter | Dimensjon Dimension Dimension | Ant Qty Ant | Lev Lev Lev | Komponenter Components Komponenter | Dimensjon Dimension Dimension | Ant Qty Ant | Lev Lev Lev |
|---|-------------------------------------|-------------------|-------------------|--|-------------------------------------|-------------------|-------------------|
| 00-400-721  | 2070 x 1130 x 15 | 1 | | 00-400-170  | 172 x 200 x 15 | 2 | |
| 00-400-180  | 3120 x 418 x 37 | 1 | | 01-129-114  | 810 x 120 x 40 | 2 | |
| 01-129-112  | 1480 x 910 x 15 | 1 | | | | | |
| 01-129-113  | 282 x 263 x 15 | 2 | | | | | |
| 04-080-004  | 910 x 40 x 33 | 1 | | | | | |
| 00-261-500  | 940 x 120 | 1 | | | | | |
| 00-400-998  | 55 x 95 x 95 | 12 | | | | | |
| 00-400-997 Med hull | | 10 | | | | | |
| 00-400-150  | 940 x 120 x 40 | 5 | | | | | |

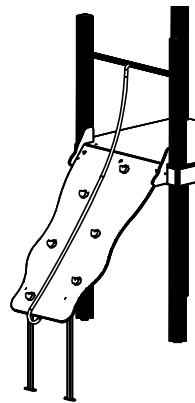







5
Pakkliste for / Parts list for / Packlista för :
11-275-049

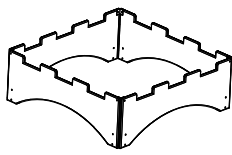





Sign. _____

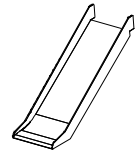



|  | Bolter/skruer Bolts/Screws Komponenter | Dimensjon Dimension Dimension | Ant Qty Ant | Lev Lev Lev | Bolter/skruer Bolts/Screws Bultar/Skruvar | Dimensjon Dimension Dimension | Ant Qty Ant | Lev Lev Lev |
|---|---|--|--|--|--|--|--|--|
| |  | 04-060-120 120 x 15 x 8 mm | 12 | |  Produkt merking | | | |
| |  | 04-060-040 40 x 15 x 8 mm | 8 | |  Product marking | | | |
| |  | 04-000-012 8 x 12 mm Torx | 12 | |  Produkt märkning | | 1 | |
| | | 04-000-025 8 x 25 mm Torx | 20 | | | | | |
| | | 04-000-030 8 x 30 mm Torx | 4 | | | | | |
| | | 04-000-035 8 x 35 mm Torx | 56 | | | | | |
| | | 04-000-045 8 x 45 mm Torx | 1 | | | | | |
| |  | 04-075-050 50 x 50 x 5 mm | 4 | | | | | |
| |  | 04-040-008 8 mm | 4 | | | | | |
| |  | 04-030-016 8 x 16 mm | 4 | | | | | |
| |  | 04-050-008 8 mm | 8 | | | | | |
| | | 04-055-008 8 mm stor | 1 | | | | | |
| | | 04-050-010 10 mm stor | 8 | | | | | |
| |  | 04-090-002 | 34 | | | | | |
| |  | 00-400-980 60 x 16 | 14 | | | | | |
| |  | Torx Nr 45 | 1 | | | | | |
| |  | 04-090-001 | 1 | | | | | |

| | | |
|---|---|----|
| <p>01-400-220</p>  |  <p>04-060-120 120 x 15 x 8 mm</p> | 8 |
| | <p>04-000-012 8 x 12 mm Torx</p> | 2 |
| | <p>04-000-016 8 x 16 mm Torx</p> | 6 |
| |  <p>04-000-035 8 x 35 mm Torx</p> | 16 |
| | <p>04-000-045 8 x 45 mm Torx</p> | 2 |
| |  <p>04-090-001 8 mm</p> | 2 |
| |  <p>04-070-035 35 x 35 x 3 mm</p> | 2 |
| |  <p>04-030-011 8 x 11mm</p> | 8 |
| |  <p>04-050-008 8 mm</p> | 4 |
| |  <p>04-090-002</p> | 4 |
| <p>Monteringsanvisning Assembly Instructions Monteringsanvisning</p> | 1 | |
| <p>Antall Number Antal</p> | 01-400-220 | |

| | | |
|--|--|----------|
| <p>01-125-002</p>  |  <p>04-060-040 40 x 15 x 8 mm</p> | 4 X 3 |
| |  <p>04-000-025 8 x 25 mm Torx</p> | 8 X 3 |
| |  <p>04-076-050 50 x 50 x 5 mm</p> | 4 X 3 |
| |  <p>04-040-008 8 mm</p> | 4 X 3 |
| <p>Antall Number Antal</p> | | |

| | | |
|---|---|---|
| <p>01-129-010</p>  |  <p>04-060-120 120 x 15 x 8 mm</p> | 4 |
| | <p>04-000-025 8 x 25 mm Torx</p> | 5 |
| | <p>04-000-030 8 x 30 mm Torx</p> | 8 |
| |  <p>04-000-035 8 x 35 mm Torx</p> | 4 |
| | <p>04-000-040 8 x 40 mm Torx</p> | 3 |
| | <p>04-000-045 8 x 45 mm Torx</p> | 2 |
| |  <p>04-040-008 8 mm</p> | 9 |
| |  <p>04-070-035 35 x 35 x 3 mm</p> | 2 |
| |  <p>04-030-016 8 x 16 mm</p> | 3 |
| |  <p>04-050-008 8 mm</p> | 9 |
|  <p>04-090-001</p> | 2 | |
| <p>Antall Number Antal</p> | | |

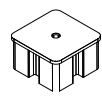
| | | |
|--|--|-----------|
| <p>01-400-501</p>  |  <p>04-060-120 120 x 15 x 8 mm</p> | 8 X 2 |
| |  <p>04-000-025 8 x 25 mm Torx</p> | 8 X 2 |
| |  <p>04-000-035 8 x 35 mm Torx</p> | 16 X 2 |
| |  <p>04-040-008 8 mm</p> | 8 X 2 |
|  <p>04-076-050 50 x 50 x 5 mm</p> | 4 X 2 | |
| <p>Antall Number Antal</p> | | |







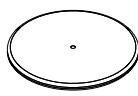





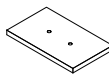


| | | |
|---|---|---|
| <p>40-142-101</p>  |  <p>04-060-160 160 x 15 x 8 mm</p> | 2 |
| |  <p>04-000-035 8 x 35 mm Torx</p> | 4 |
| | <p>04-000-045 8 x 45 mm Torx</p> | 2 |
| |  <p>04-040-008 8 mm</p> | 2 |
| <p>Monteringsanvisning Assembly Instructions Monteringsanvisning</p> | 1 | |
| <p>Antall Number Antal</p> | | |

Forankring / Foundations / Markförankring

00-003-003

- | | | | | | |
|--------------------------|------------|-----------------------|-----------------------|--------------|-----------------------|
| <input type="radio"/> N | Er bestilt | <input type="radio"/> | <input type="radio"/> | Ikke bestilt | <input type="radio"/> |
| <input type="radio"/> UK | In order | <input type="radio"/> | <input type="radio"/> | Not in order | <input type="radio"/> |
| <input type="radio"/> S | Beställt | <input type="radio"/> | <input type="radio"/> | Ej beställt | <input type="radio"/> |

| | |
|---|-----|
| 00-400-997  | -10 |
|---|-----|

| | | | | | |
|----------------------|---|----|---|-------------------------------|----|
| |  00-003-100 | 10 |  | 04-000-035 8 x 35 mm Torx | 30 |
| |  00-003-101 | |  | 04-050-008 8 mm | 30 |
| |  00-003-102 | |  | 04-060-120 120 x 15 x 8 mm | 20 |
| | 00-003-103  | 0 |  | 04-000-040 8 x 40 mm Torx | 0 |
| | | |  | 04-040-008 8 mm | 0 |
| | | |  | 04-050-008 8 mm | 0 |
| Eller Or Eller | 00-003-105  | 5 |  | 04-010-035 10 x 35 mm | 10 |
| | 00-003-106  | |  | 04-040-010 10 mm | 10 |
| | | |  | 04-050-010 10 mm | 10 |