N **Monteringsanvisning**

EN **Assembly Instructions**

S **Monteringsanvisning**

Produkt nr. / Product no. / Produkt nr.

14-200-130

Ord. nr. _____

Dato. _____

Sign. _____



Søve AS
Grønnvoldveien 290
3830 Ulefoss - Norway
Tlf: +47 35 94 65 65
www.sove.no

Söve AB
EA Rosengrensgatan 32
421 31 Västra Frölunda
Phone: +46 (0)31 773 97 00
www.sove.se

11.03.2022

Monteringstips / Assembly Advice / Monteringstips

N

- Les monteringsanvisningen nøye før montering.

- Monter elementene i rekkefølgen som vist.
- Boltene bør ikke skrues for hardt til før alt er montert, vatret og loddet. Skru så boltene til.
- NB! Ved bruk av drill, kan boltene ryke.
- På grunn av at solen kan gjøre rutsjeflaten veldig varm, bør rutsjebanens utløp vende mot nord-øst eller nord-vest.
- Er lekeutstyret plassert i naturlige ferdselstraséer må området sikres mot gjennomgang.
- Innspringningshinder bør vurderes rundt lekeapparater hvor det er stor bevegelse, f.eks. ved huskestativ.
- Det bør være fritt innsyn til lekeutstyr som er beregnet for barn under 3 år.

NB! Under monteringsarbeidet må utstyr, som ikke er forankret forsvarlig i bakken, sikres slik at det ikke velte.
Området må avstenges under montering av apparatene med sperrebånd eller lignende.

EN

- Read the instruction carefully before assembling the play unit.

- Assemble the components in the sequence shown in these instructions.
- Fixings must not be fully tightened during assembly. Before casting the foundations, the structure must be level and plumb, at which point all fixings are tightened.
  PS! If use of drill, the bolts may be wrecked.
- Avoid positioning the slide facing due south because of overheating – ideal positions are facing north-east or north-west.
  Secure the construction-area to prevent people from walking through it.
- Consider installing barriers around play-equipment which gives rise to a lot of activity – i.e.swings.
- Ensure that clear vision is possible across the play area so that supervision is possible from any position, particularly where children under 3 years of age will be playing.

NB! During assembly of the equipment, ensure that all structures are securely propped, especially when left overnight. Also ensure that equipment is supported

Monteringstips / Assembly Advice / Monteringstips

S

- Läs monteringsanvisningen noga före montering.

- Montera delarna i den ordningen som anvisas
- Skruvarna bör inte skruvas för hårt tills allt är monterat, i våg och lodat.

OBS! Används elektrisk skruvdragare, kan bulten gå sönder. Hårddra därför manuelt!

- Solen kan göra att rutchbanan blir väldigt varm. Banans nedfart rekommenderas att vändas i norrlig riktning
- Om lekplatsen placeras vid en gångväg mm bör området säkras mot genomfart av gående och cyklister.
- Inspringningshinder bör placeras runt lekutrustning med stor rörelse, t ex, gungställning.
- Det bör vara fri insyn till lekutrustning beräknat till barn under 3 år.

OBS! Under monteringsarbete bör utrustningen som inte ska förankras i marken, ställs så att den inte kan välta.
Området måste spärras när lekutrustningen byggs upp, med avspärrningsband eller liknande.

Nødvendig verktøy / Tools required / Nödvändiga verktyg

N EN S

A	B	C	D	E
	Torx Nr 45 High quality	13 + 17mm		
	Metermål Metric measure Tumstock	16 V 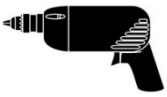	Merkebånd Mark ribbon Märkeband	5 mm 6 mm

Nødvendig antall personer / Number of persons required / Rekommenderad antal personer

N EN S

Anbefalt arealbehov ved montering / Recommended working space / Rekommenderad arealbehov vid montering

N EN S

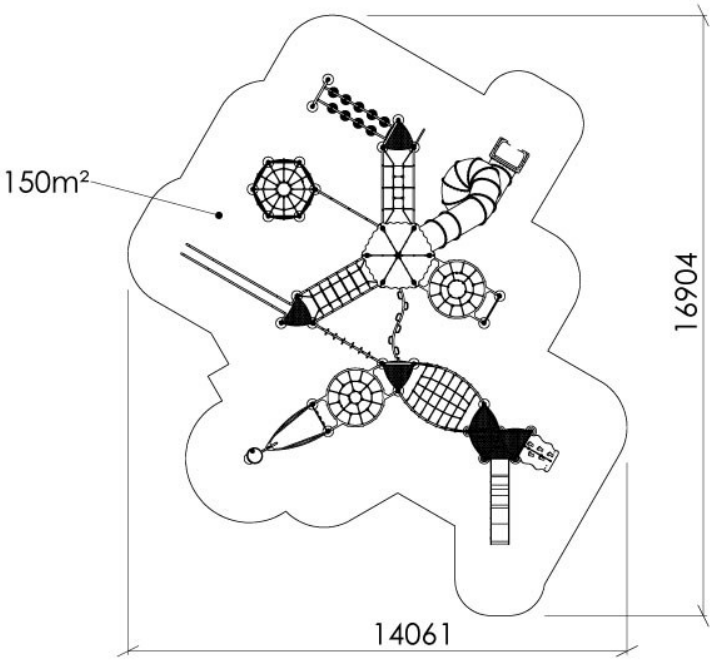

Boltepakker for / Boltpackage for / Bultpaket för Sign. _____.

14-200-130	Navn	Artnr/dimensjon	Ant	Lev
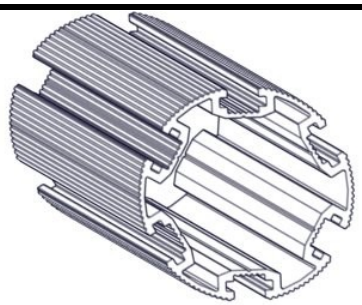	Stolpe Ø110 L=3650 Grå StolpeØ110 L=3450 Grå	SFA5126/2 SFA5126/2	2 25	
	Endelokk til stolpe Ø110	00-400-995	34	
	Thorium Tårn-del 1 med spill (Med Stolper) Thorium Tårn del 2B for tunell	07-302-202 07-302-222	1 1	
	Sperrerør rett L=750 Uten hull Sort	07-500-059K (se egen del-montering)	19	
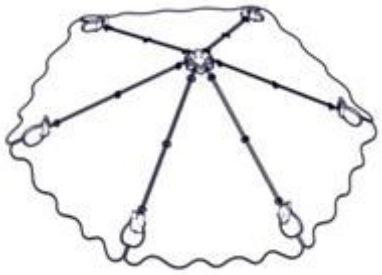	Tak 6-kant Grå	07-520-600K (se egen del-montering)	1	
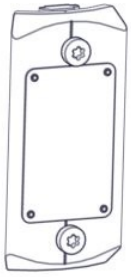	Produktmerke	07-500-500 (se egen del-montering)	1	

Boltepakker for / Boltpackage for / Bultpaket för Sign. _____.

14-200-130	Navn	Artnr/dimensjon	Ant	Lev
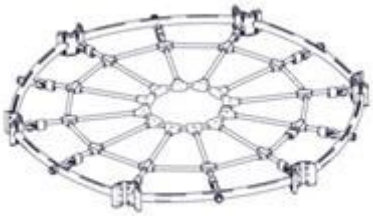	Edderkoppnett horisontalt CC880 Grønn	07-500-210K (se egen del-montering)	2	
	Edderkoppnett 30gr L=2200 Grønn	07-500-032K (se egen del-montering)	1	
	Sluse H=790 Grønn	07-500-074K (se egen del-montering)	7	
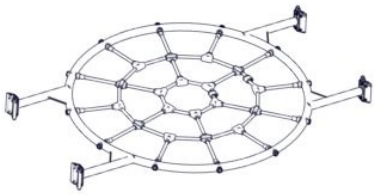	Bro rundgang CC880 L=2200 Grønn	07-200-261K (se egen del-montering)	1	
	Gulv 3-kant standard CC880 Grå	07-300-104K (se egen del-montering)	4	
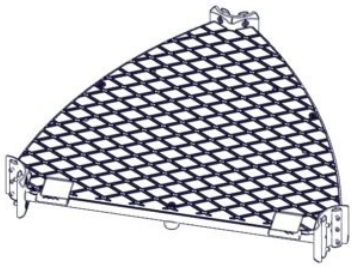	Gulv 3-kant 1 rett Til rutsjebane CC800 Grå	07-300-113K (se egen del-montering)	1	

Boltepakker for / Boltpackage for / Bultpaket för Sign. _____.

14-200-130	Navn	Artnr/dimensjon	Ant	Lev
	Gulv 3-kant 1 Rett CC880 Grå	07-300-106K (se egen del-montering)	1	
	Gulv 3-kant 1 Konkav CC880 Grå	07-300-105K (se egen del-montering)	1	
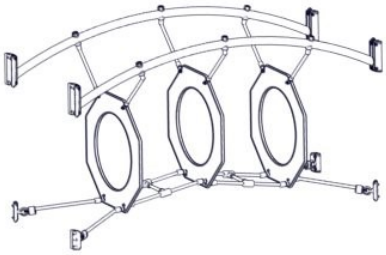	Bro HPL plate Grønn	07-500-436K (se egen del-montering)	1	
	Klatreplate med Søve logo Grå	07-300-112K (se egen del-montering)	1	
	Dobbel monkeyseats bro Grønn	07-500-425K (se egen del-montering)	1	
	Swing CC880 Grønn	07-250-013K (se egen del-montering)	1	

Boltepakker for / Boltpackage for / Bultpaket för Sign. _____.

14-200-130	Navn	Artnr/dimensjon	Ant	Lev
	Brannstang Gulv = 1,95m Grå	07-200-037K (se egen del-montering)	1	
	Opptrekksplate med fotspor CC880 Grå	07-200-060K (se egen del-montering)	1	
	Thorium tunell rutsjebane H=3990 Grå	07-520-200 (se egen monte-ring)	1	
	Bølge rutsjebane med portal cc880 H=1,40 B=0,5 Grønn	40-142-099K (se egen del-montering)	1	
	Bro rundgang med sjakt CC880 L=2200 Sort	07-200-260K (se egen del-montering)	1	
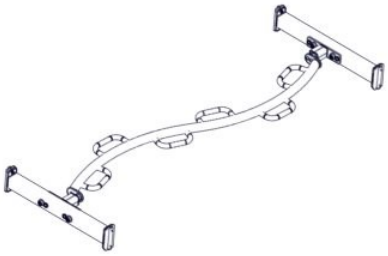	Bevegelig armgang Grønn	07-500-281K (se egen del-montering)	1	

Boltepakker for / Boltpackage for / Bultpaket för Sign. _____.

14-200-130	Navn	Artnr/dimensjon	Ant	Lev
	Bro tordert nett 2x Stige lang Grønn	07-500-305K (se egen del-montering)	1	
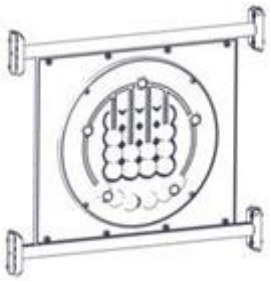	Rekkverk 3 in a row CC880 Grønn	07-511-001K (Se egen del-montering)	1	
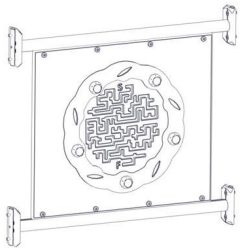	Rekkverk labyrint/maze CC880 Grønn	07-511-021K (Se egen del-montering)	1	
	Sperrerør bøyd uten hull L=750 Grønn	07-500-072K (se egen del-montering)	4	
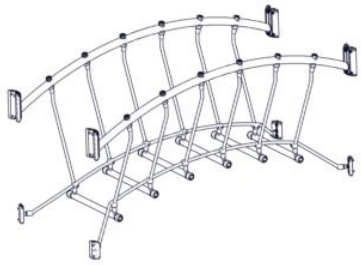	Trapes bro CC880 Grønn	07-500-011K (se egen del-montering)	1	
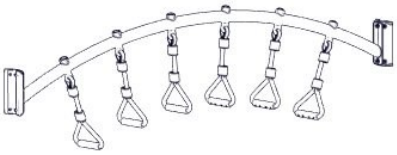	Armgang med polyfix tre-kant 30gr beslag Grønn	07-500-458K (se egen del-montering)	1	

Boltepakker for / Boltpackage for / Bultpaket för Sign. _____.

14-200-130	Navn	Artnr/dimensjon	Ant	Lev
	Slider rør	07-200-010K (se egen del-montering)	1	

Boltepakker for / Boltpackage for / Bultpaket för Sign. _____.

14-200-130	Navn	Artnr/dimensjon	Ant	Lev
	Fundament støp			
	Sperrerør L=750 Sort	07-500-075K (se egen del-montering)	22	
	Fundament betong	00-003-111K (se egen del-montering)	27	
	Fundament Nedgraving			
	Sperrerør L=750 Sort	07-500-075K (se egen del-montering)	22	
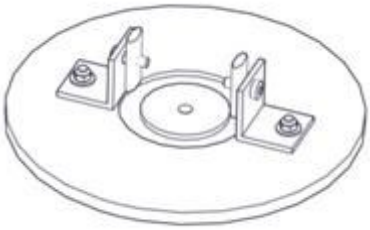	Fundament 1x110	07-400-101K (se egen del-montering)	27	

Fundamentering med betong / Foundation concrete / Förankring med betong

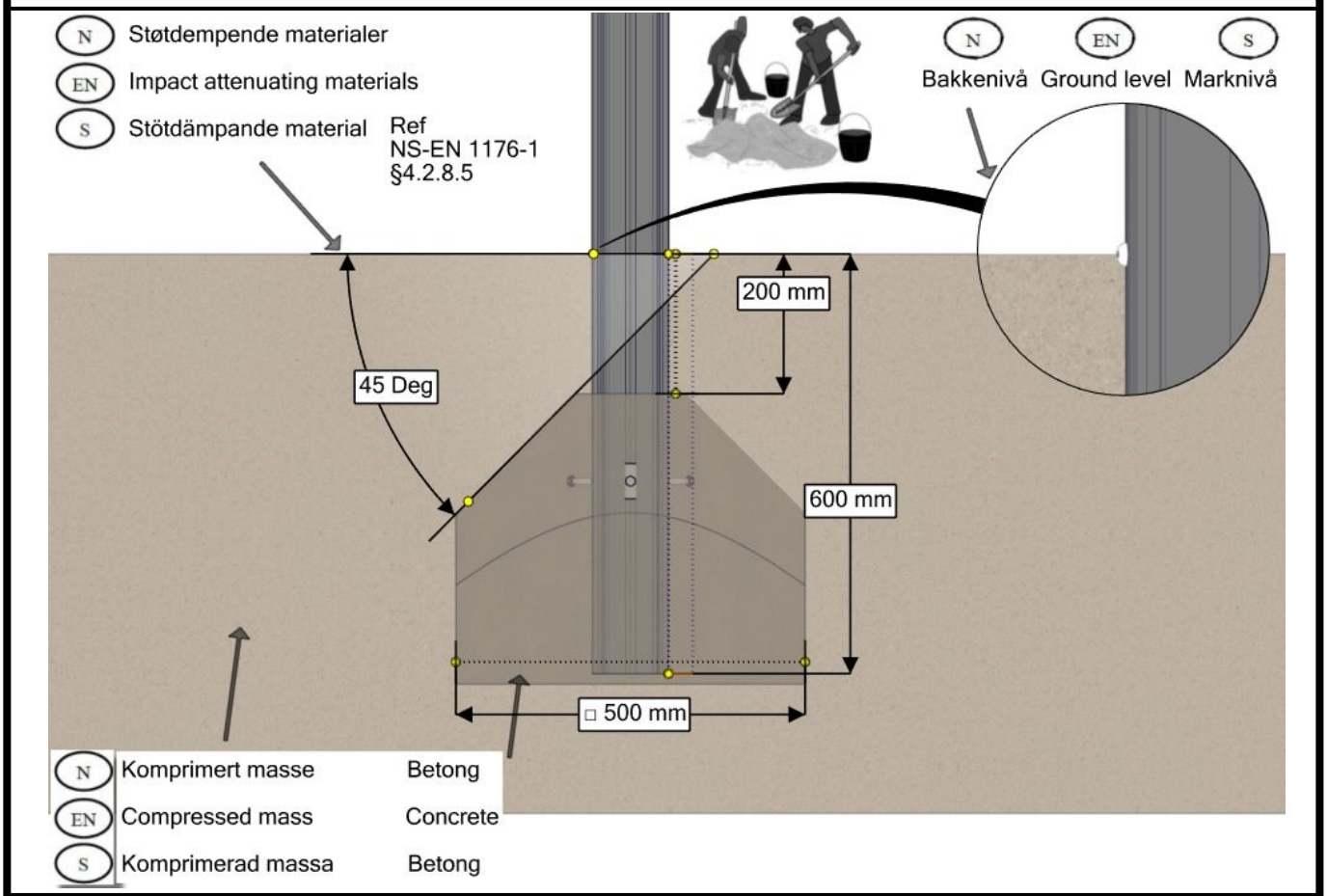

Fundamentering uten betong / Foundation without concrete / Förankring utan betong

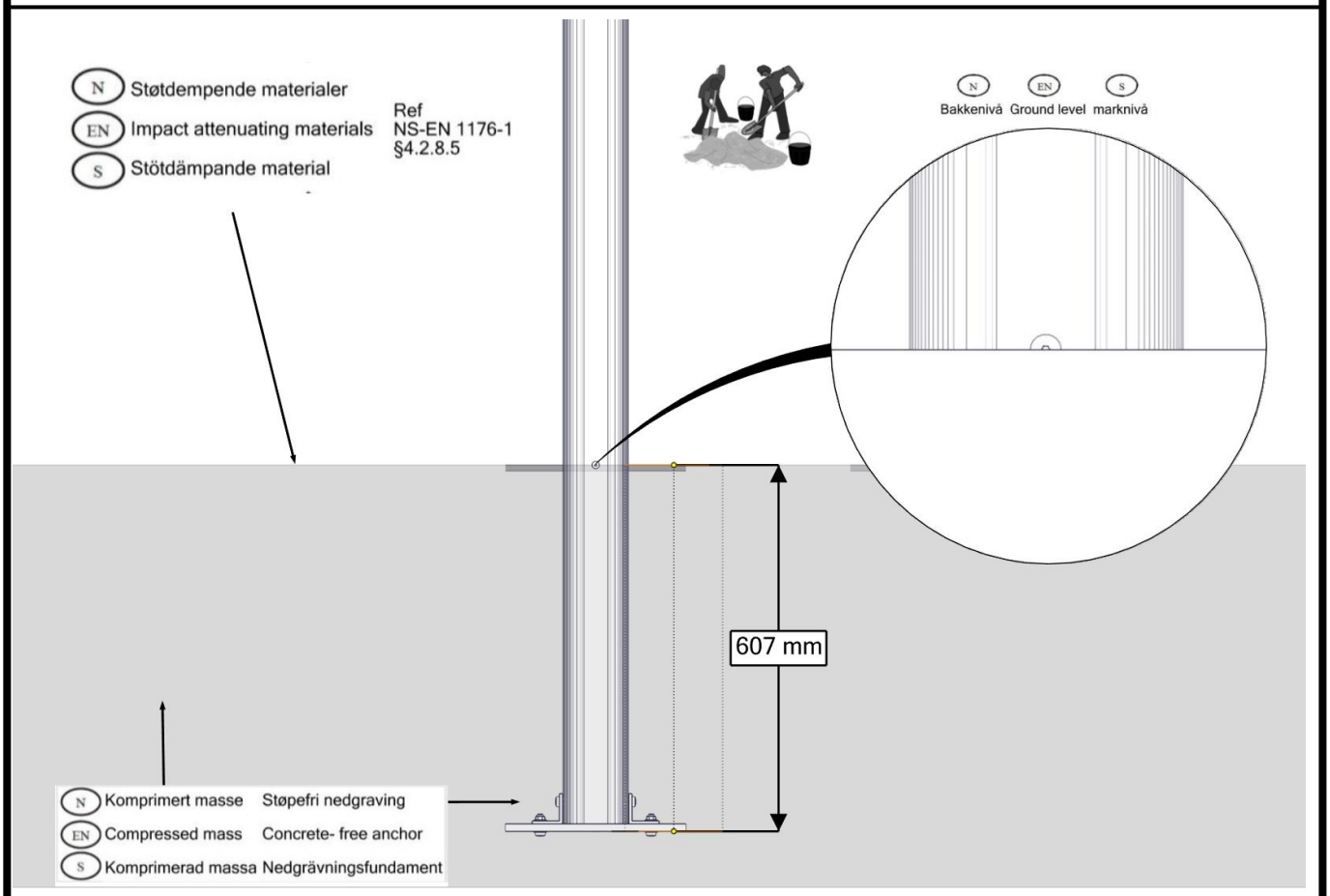

Boltepakker for / Boltpackage for / Bultpaket för Sign. _____.

14-200-130	Navn	Artnr/ dimensjon	Ant	Lev
	Overflatemon-tering			
	Fundament 2xØ110 stolpe for betongdekke	00-003-114K (Se egen del-monering)	9	
	Fundament 3x110 stolpe for betongdekke	00-003-115K (Se egen del-montering)	3	
	Stolpe Ø110 må kappes Slider må kappes Brannstang må kappes Opptreksplate må kappes Rusjebane må kappes	SFA5126/2 07-200-010 07-200-037 07-200-060 40-142-099		

Fundamentering overflate / Foundation surface / Förankring grundytan

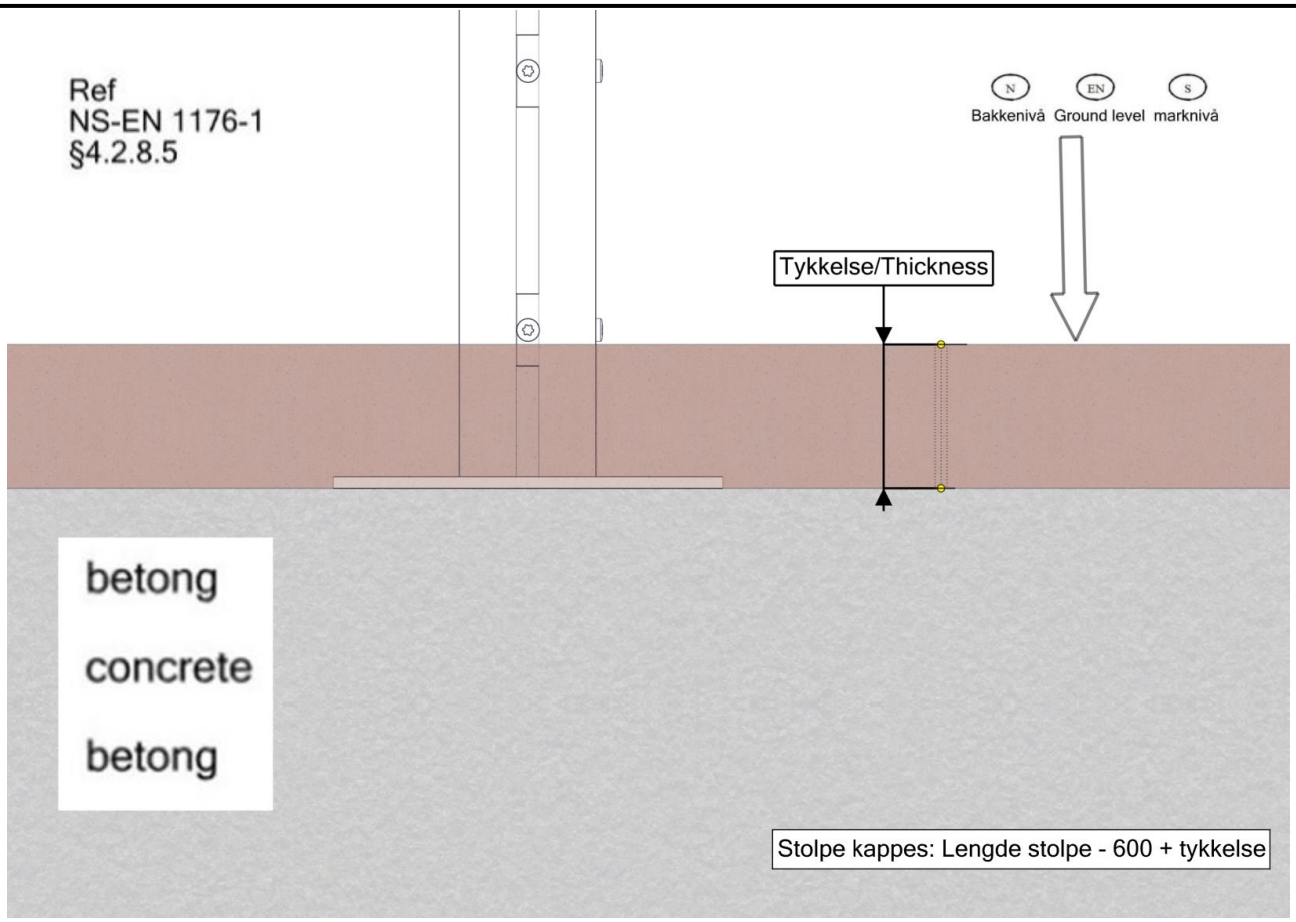

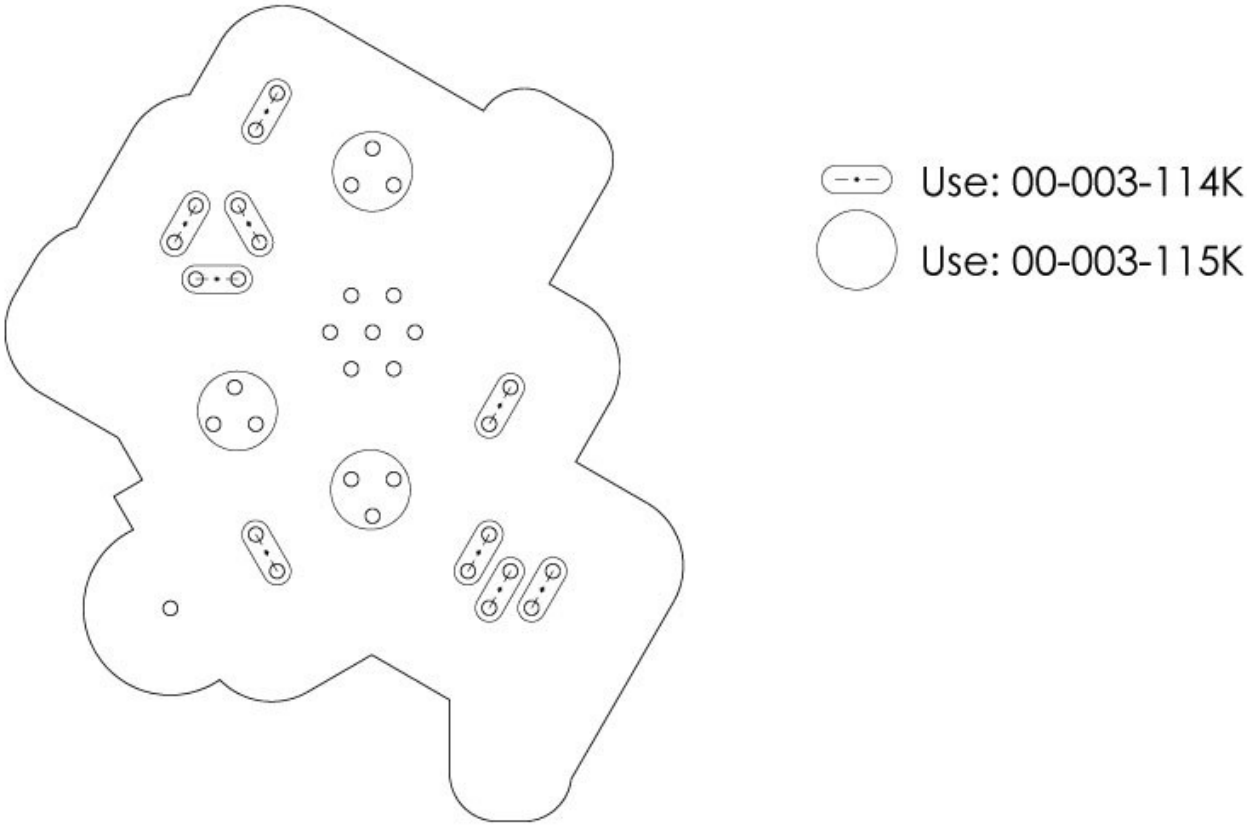

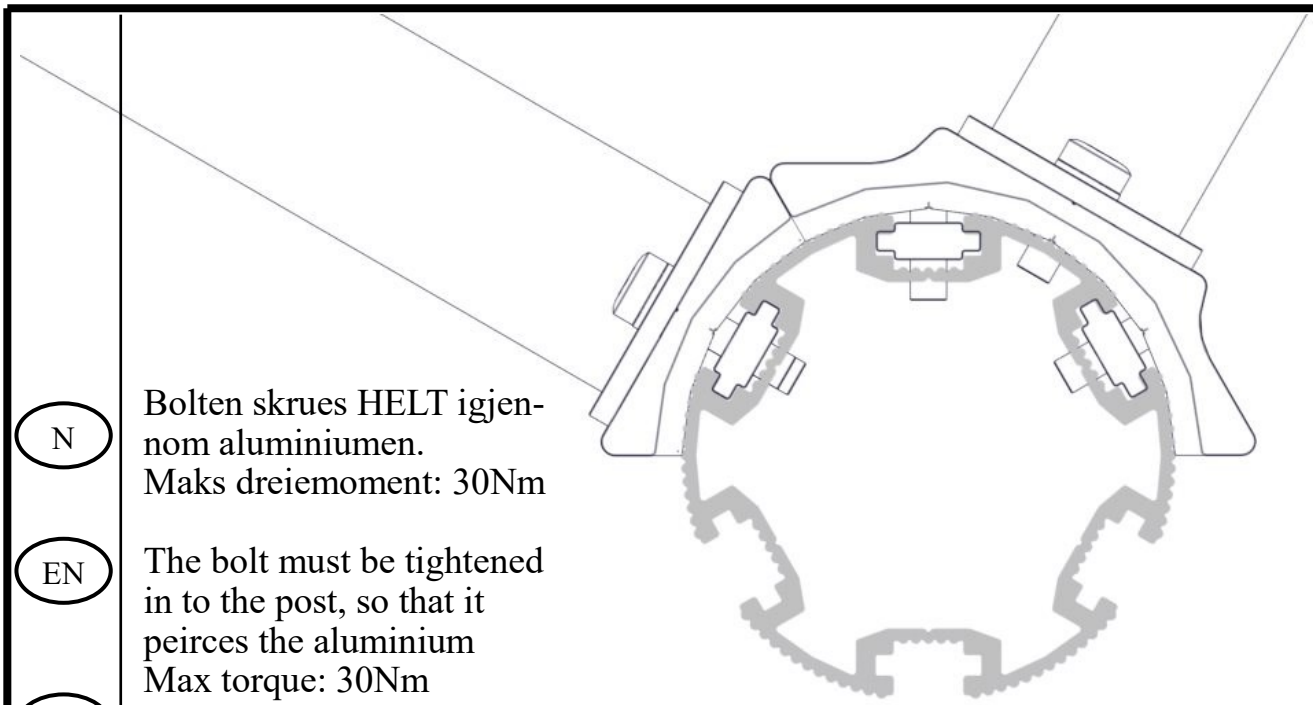

N

Bolten skrues HELT igjen-
nom aluminiumen.
Maks dreiemoment: 30Nm

EN

The bolt must be tightened
in to the post, so that it
peirces the aluminium
Max torque: 30Nm

S

Bulten skuvas HELT
ignom aluminiumen.
Maks vridmoment: 30Nm

NO	Betongkvalitet	C25/30		
SE	Betongkvalitet			
EN	Concrete quality			
NO	Mengde betong		3,6	m³
SE	Mängd betong			
EN	Amount of concrete			
NO	Fundament størrelse		0,5 x 0,5 x 0,4	m
SE	Stiftelsestorlek			
EN	Foundation size			
NO	For sikkerhet må fundamentene med sand eller myk jord være minst 50% større i areal			
SE	För säkerheten måste grunden med sand eller mjuk jord vara minst 50% större i området			
EN	For safety, the foundations with sand or soft soil must be at least 50% larger in area			
NO	Tyngste element	40-142-099	55	Kg
SE	Tyngsta element			
EN	Heaviest element			
NO	Største element	07-200-010 SFA5126/2 07-200-027	4,85x0,72x0,25 L=6,45 Ø=0,11 2,16x1,65x0,14	m
SE	Största element			
EN	Biggest element			

Fallhøyder / Free height of fall / Fallhöjder

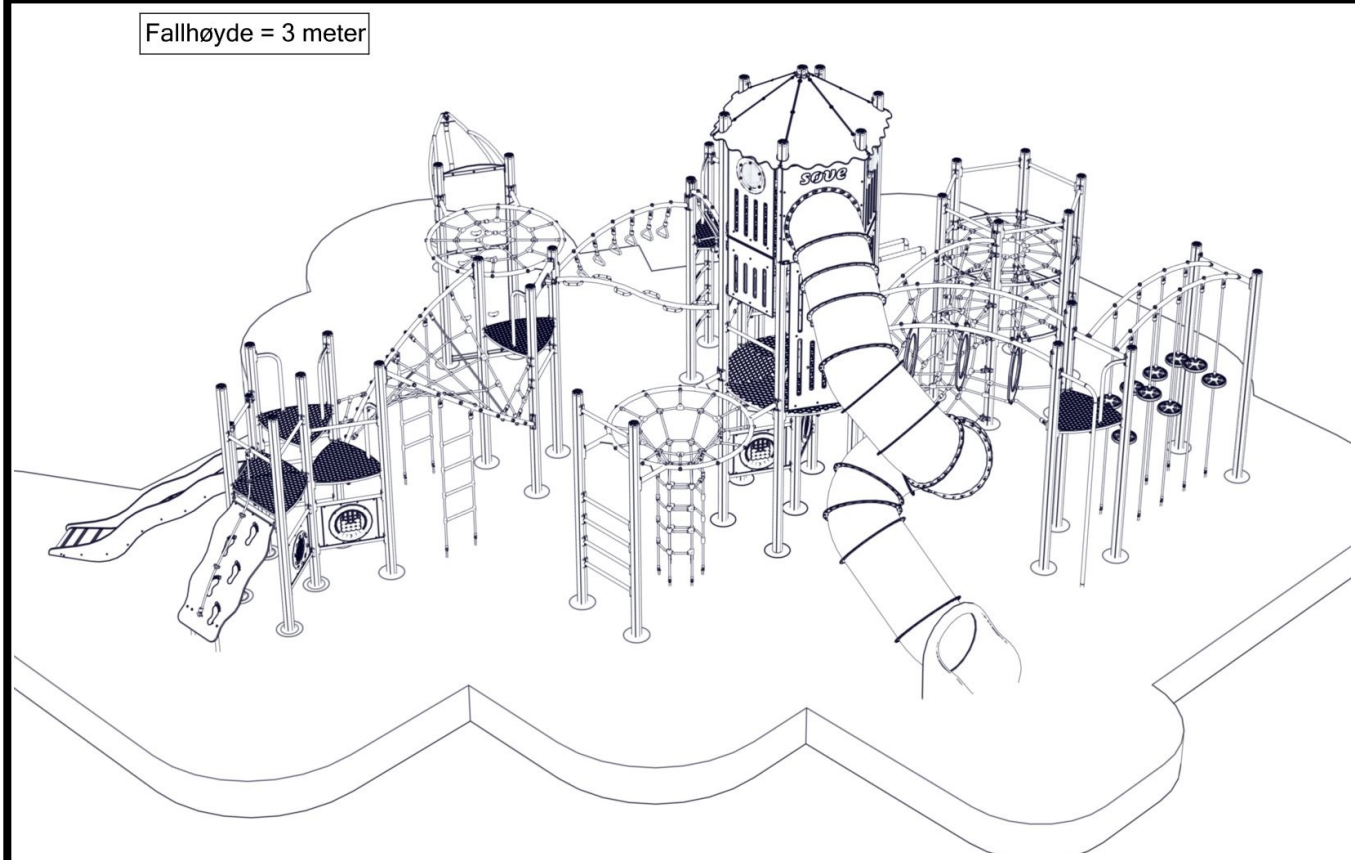

Sikkerhetssone / Safety zone / Säkerhetszon

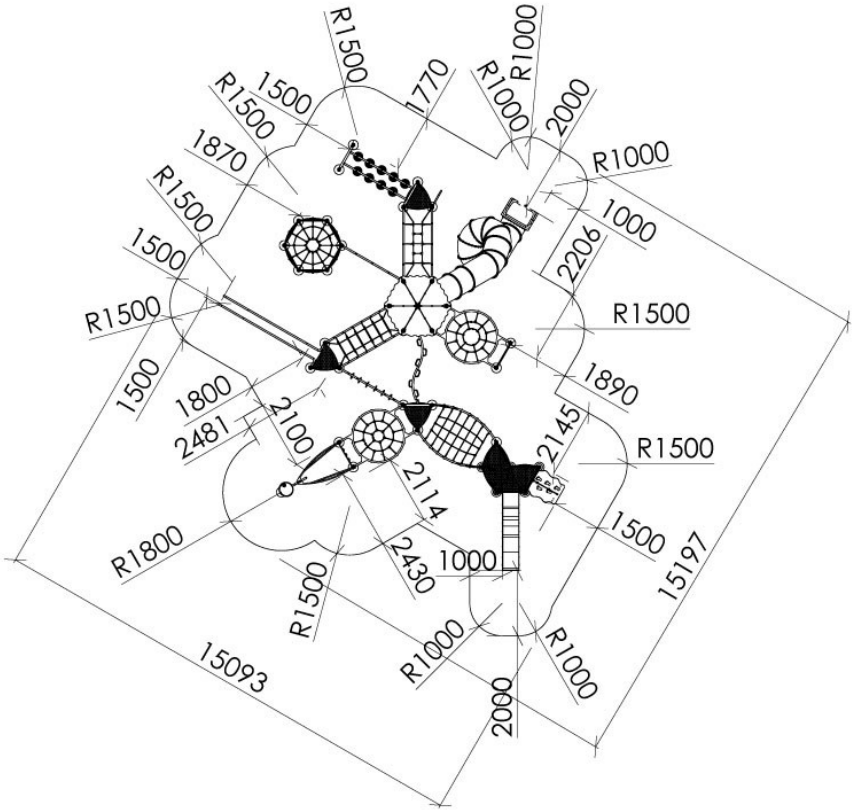

Plassering av forankringer / Ground plan / Placering av förankringar

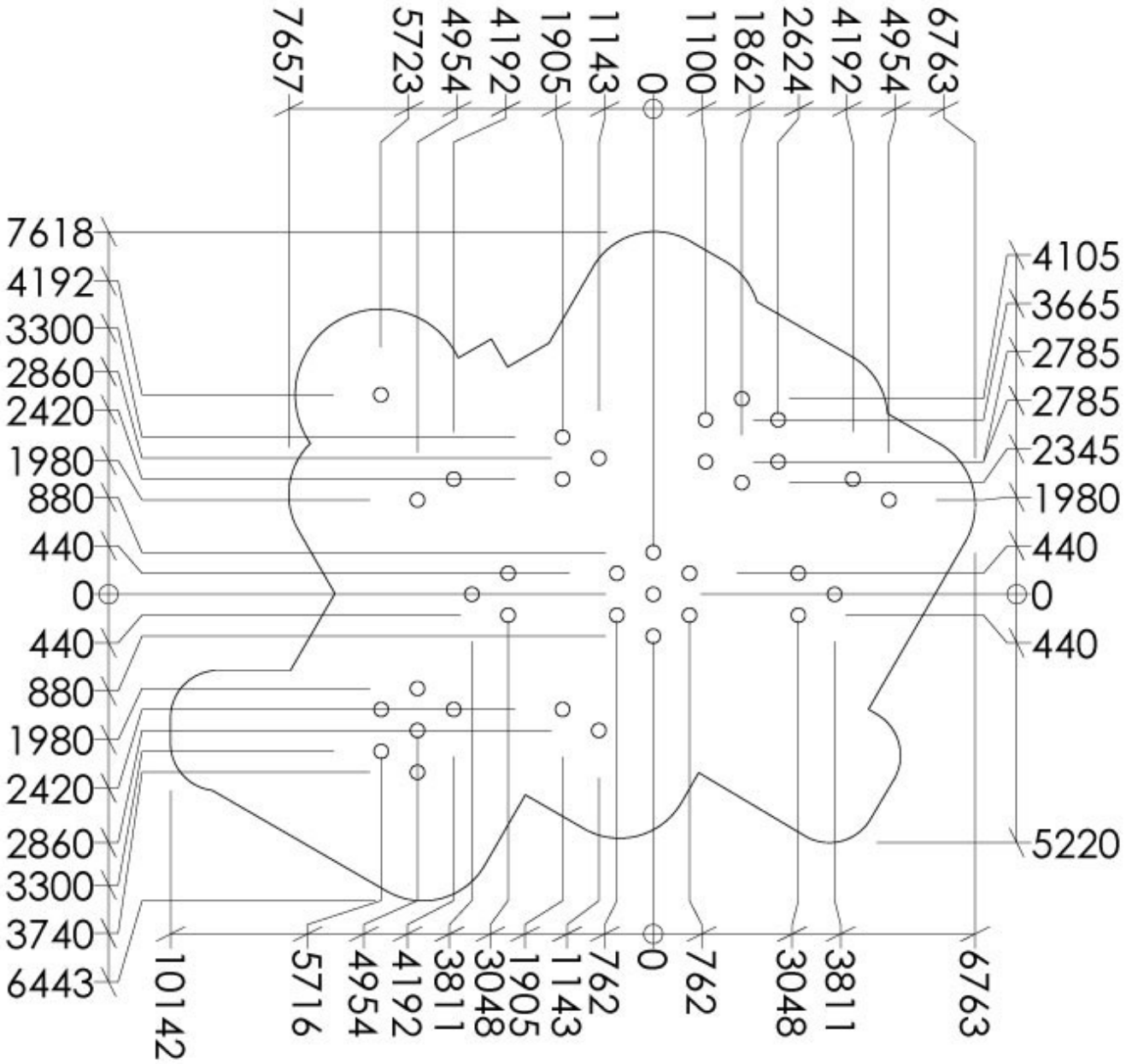

N Alle mål er oppgitt i millimeter

EN Scale measured in mm

S Alla mått är i millimeter.

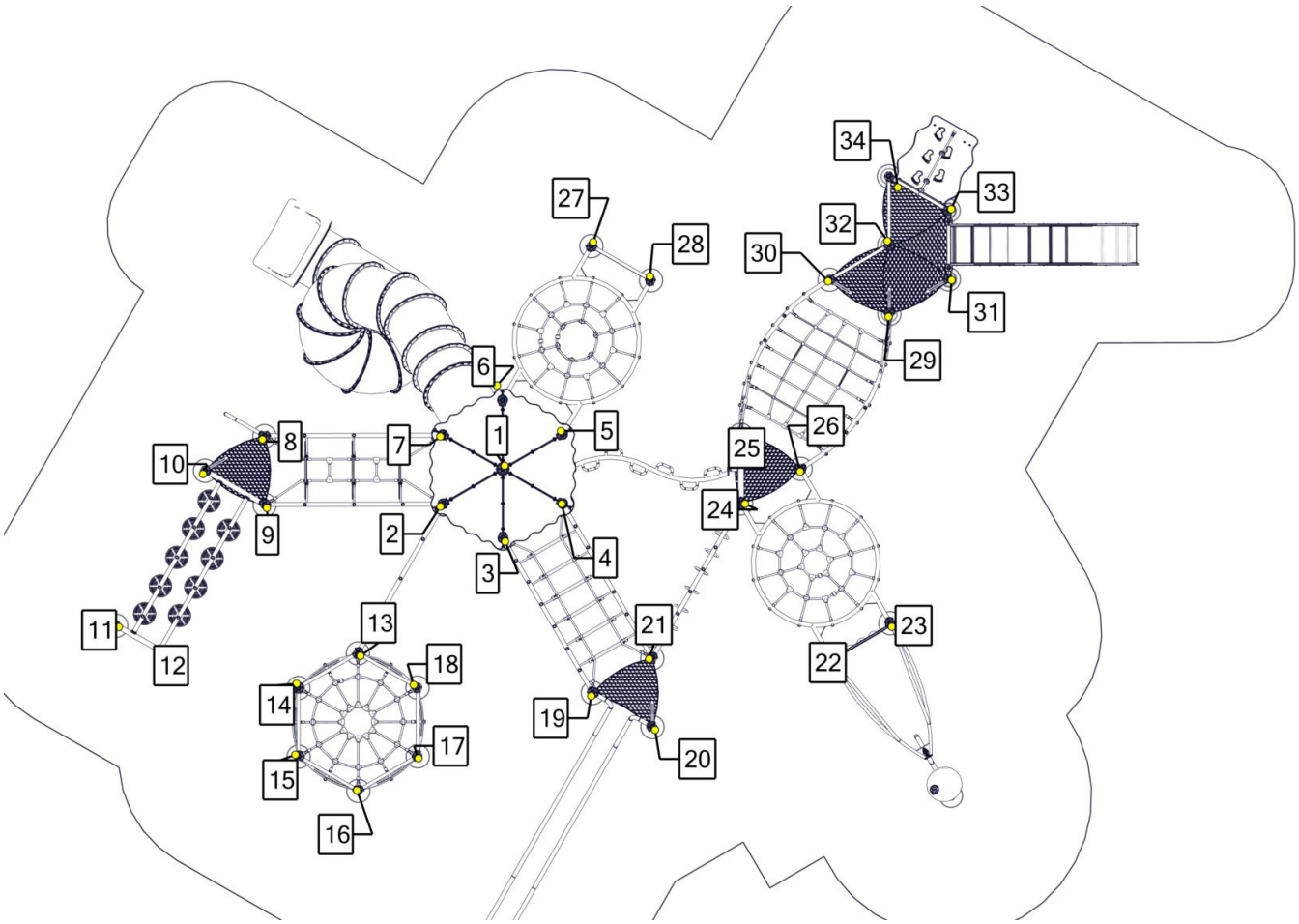

Se separat delmontering for detaljer
See separate assembly for details
Se separata delmontering för detaljer

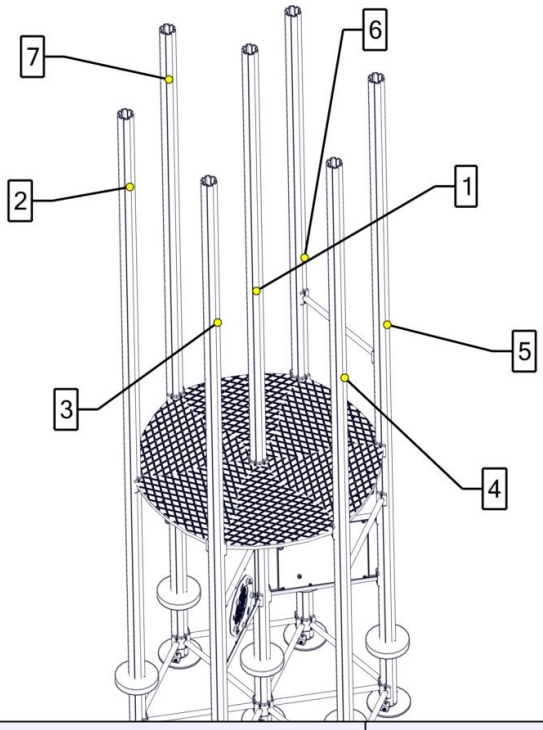

Part Name	Article nr.	Qty
14-200- Tårn del1 med spill (med stolper)	07-302-202	1

Se separat delmontering for detaljer
See separate assembly for details
Se separata delmontering för detaljer

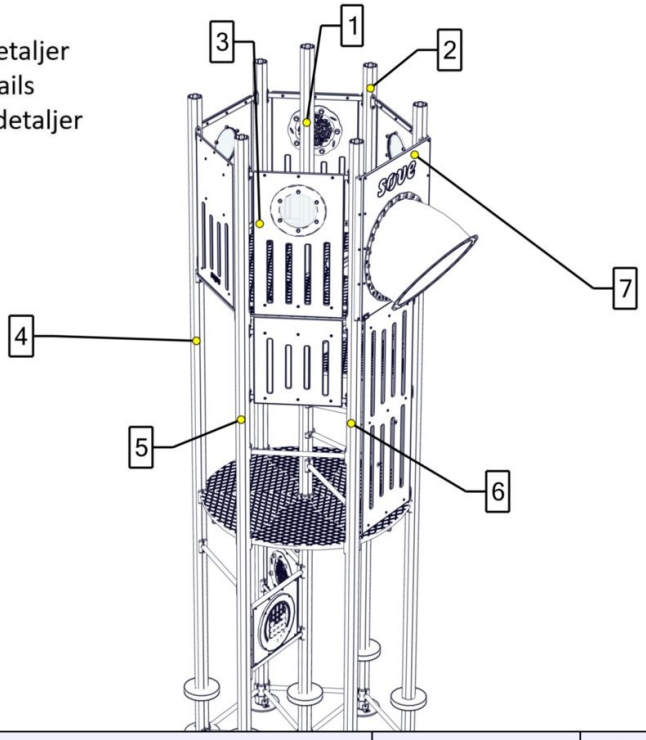

Part Name	Article nr.	Qty
14-200- Tårn Del2B for tunell	07-302-222	1

Se separat delmontering for detaljer
See separate assembly for details
Se separata delmontering för detaljer

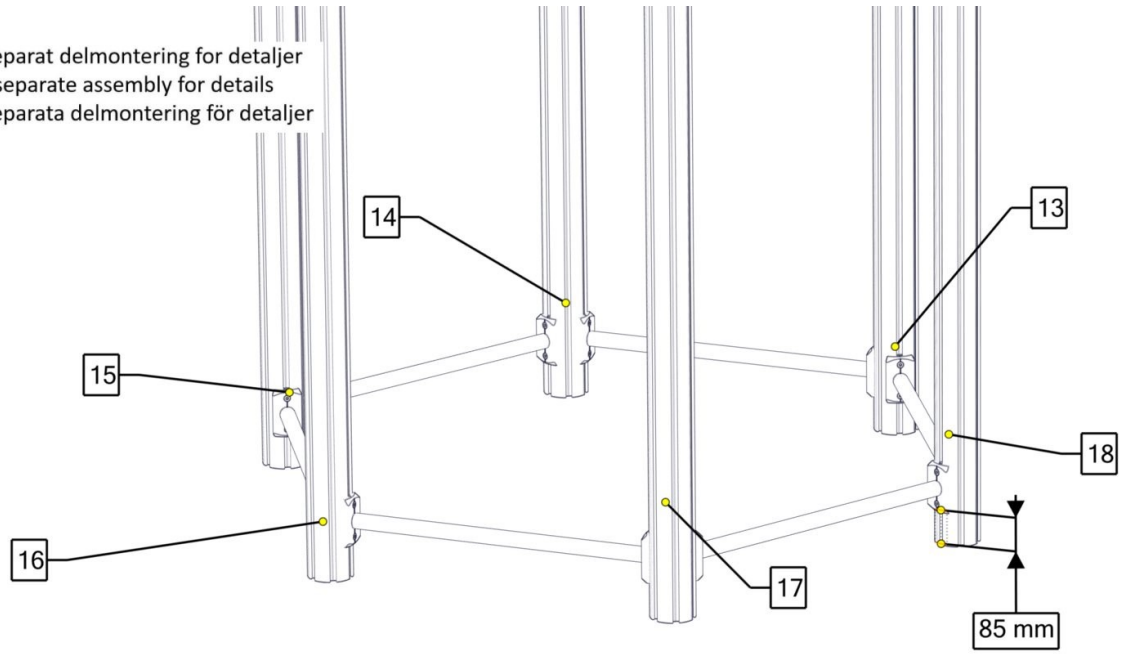

Part Name	Article nr.	Qty
Sperrerør rett L=750 uten hull	07-500-075K	6
Stolpe Ø110 L=3450 (2850-600)	SFA5126/2	6

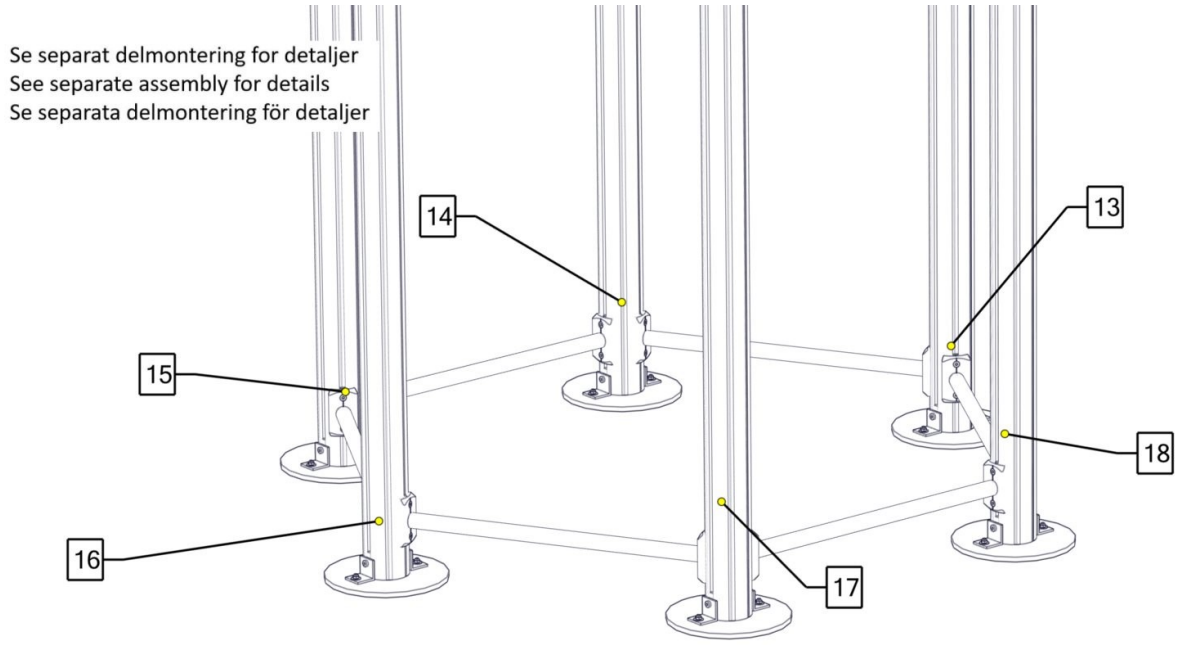

Part Name	Article nr.	Qty
Fundamentplate 1x110 stolpe komplett	07-400-101K	6

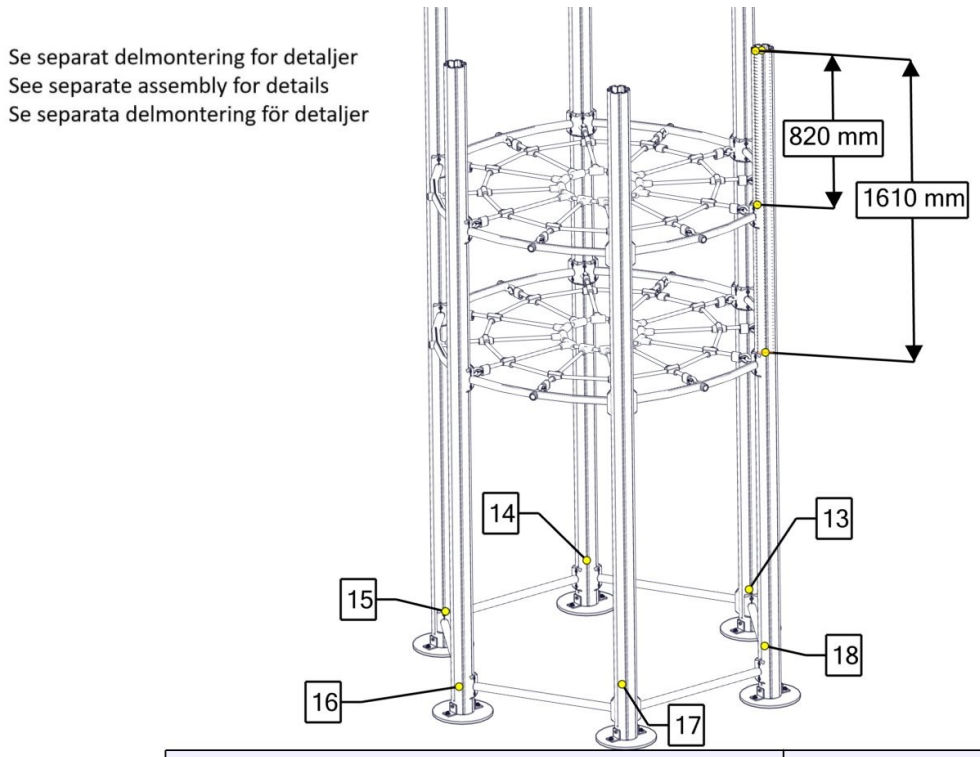

Part Name	Article nr.	Qty
Edderkoppnett Horiz cc880 inkl beslag	07-500-210K	2

Se separat delmontering for detaljer
See separate assembly for details
Se separata delmontering för detaljer

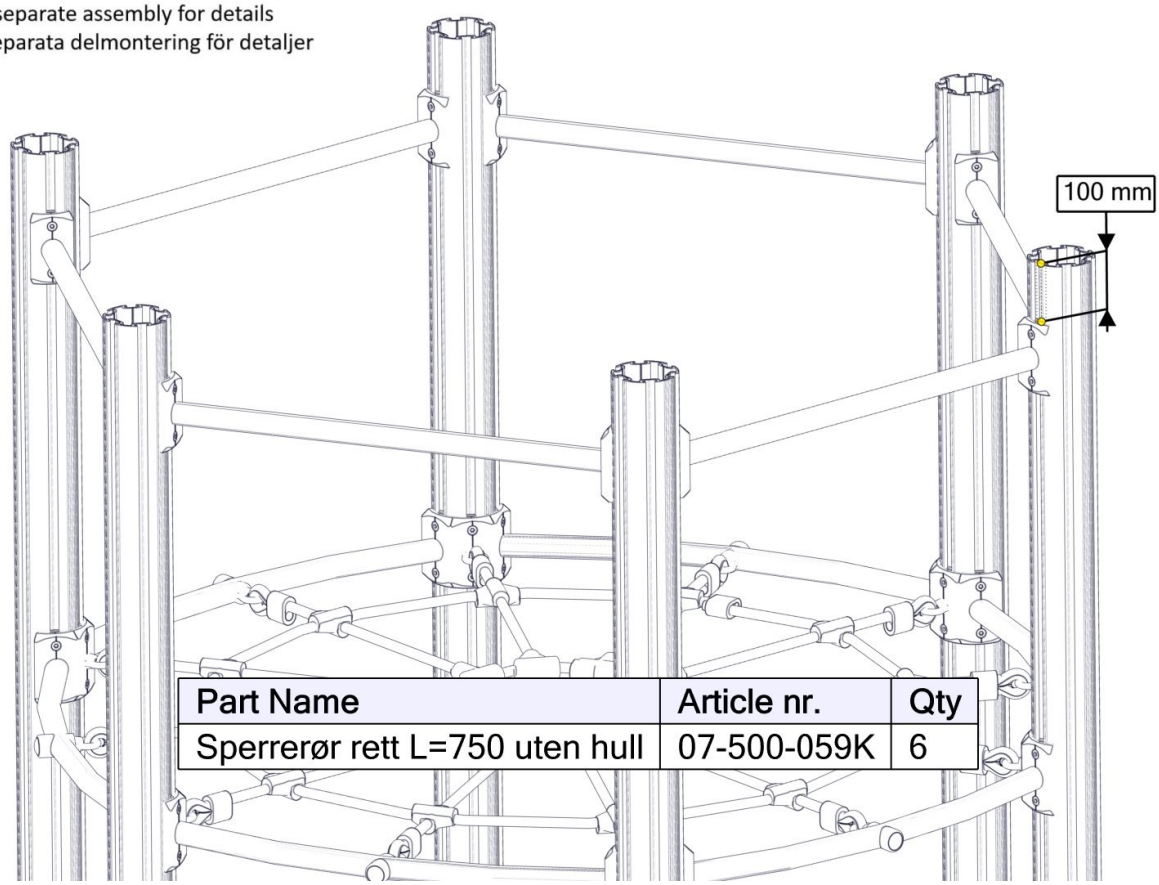

Part Name	Article nr.	Qty
Sperrerør rett L=750 uten hull	07-500-059K	6

Se separat delmontering for detaljer
See separate assembly for details
Se separata delmontering för detaljer

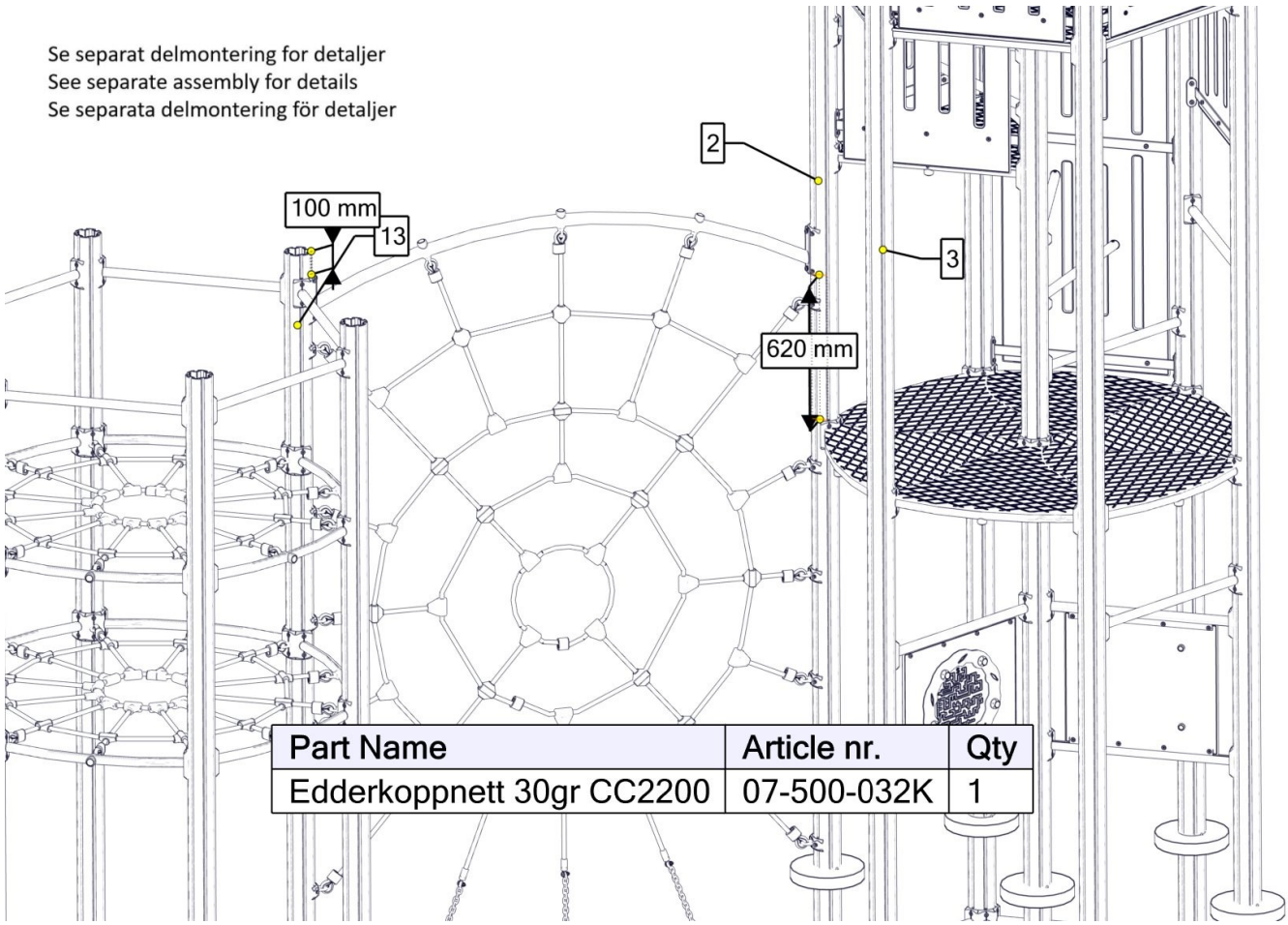

Part Name	Article nr.	Qty
Edderkoppnett 30gr CC2200	07-500-032K	1

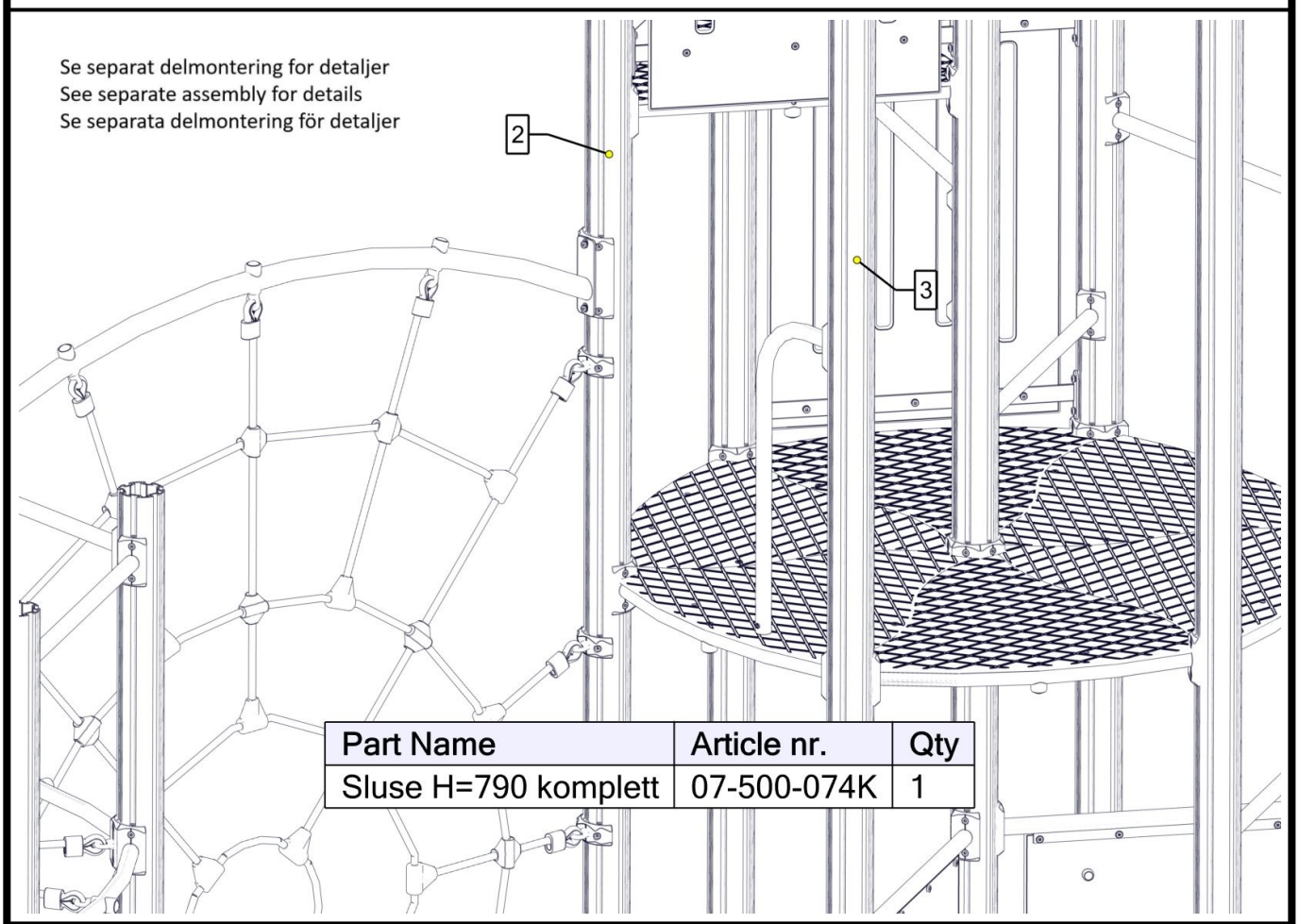

Part Name	Article nr.	Qty
Sluse H=790 komplett	07-500-074K	1

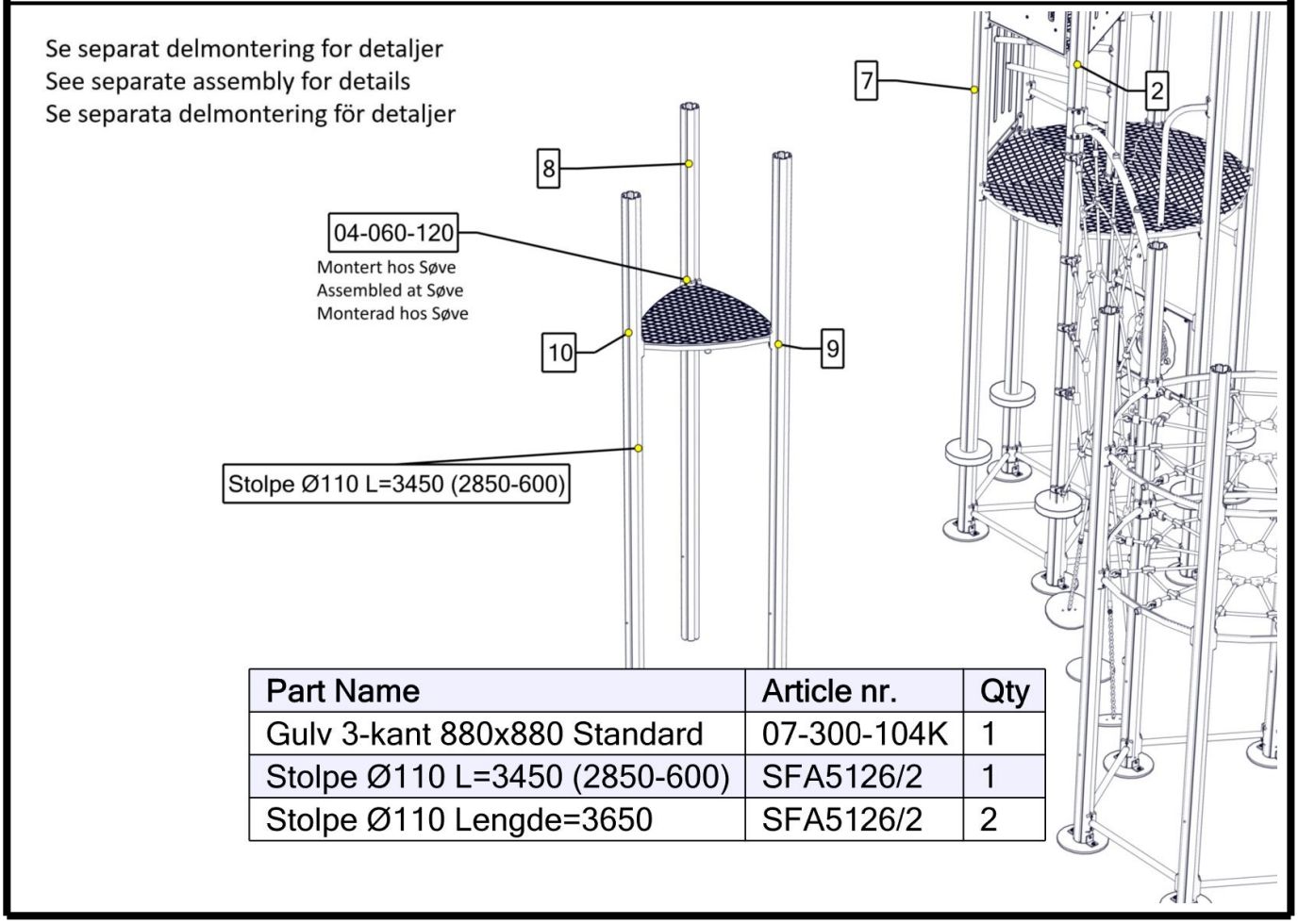

Part Name	Article nr.	Qty
Gulv 3-kant 880x880 Standard	07-300-104K	1
Stolpe Ø110 L=3450 (2850-600)	SFA5126/2	1
Stolpe Ø110 Lengde=3650	SFA5126/2	2

Se separat delmontering for detaljer
See separate assembly for details
Se separata delmontering för detaljer

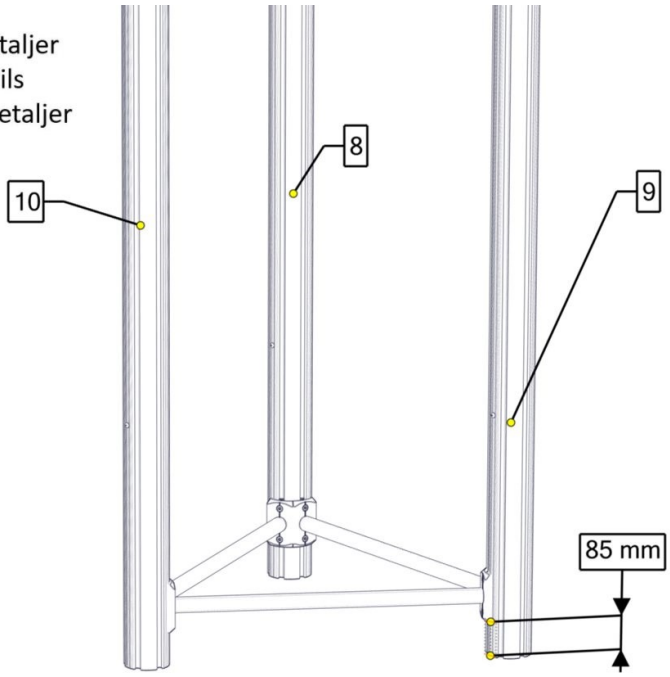

Part Name	Article nr.	Qty
Sperrerør rett L=750 uten hull	07-500-075K	3

Se separat delmontering for detaljer
See separate assembly for details
Se separata delmontering för detaljer

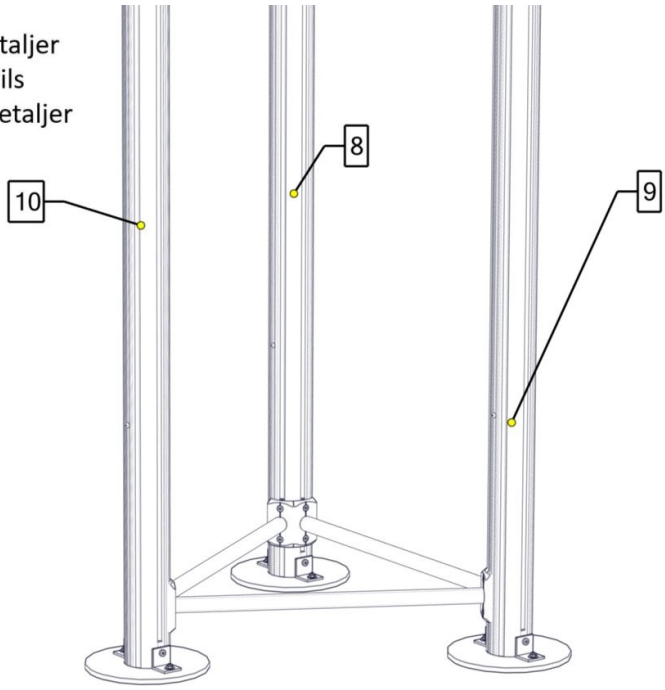

Part Name	Article nr.	Qty
Fundamentplate 1x110 stolpe komplett	07-400-101K	3

Se separat delmontering for detaljer
See separate assembly for details
Se separata delmontering för detaljer

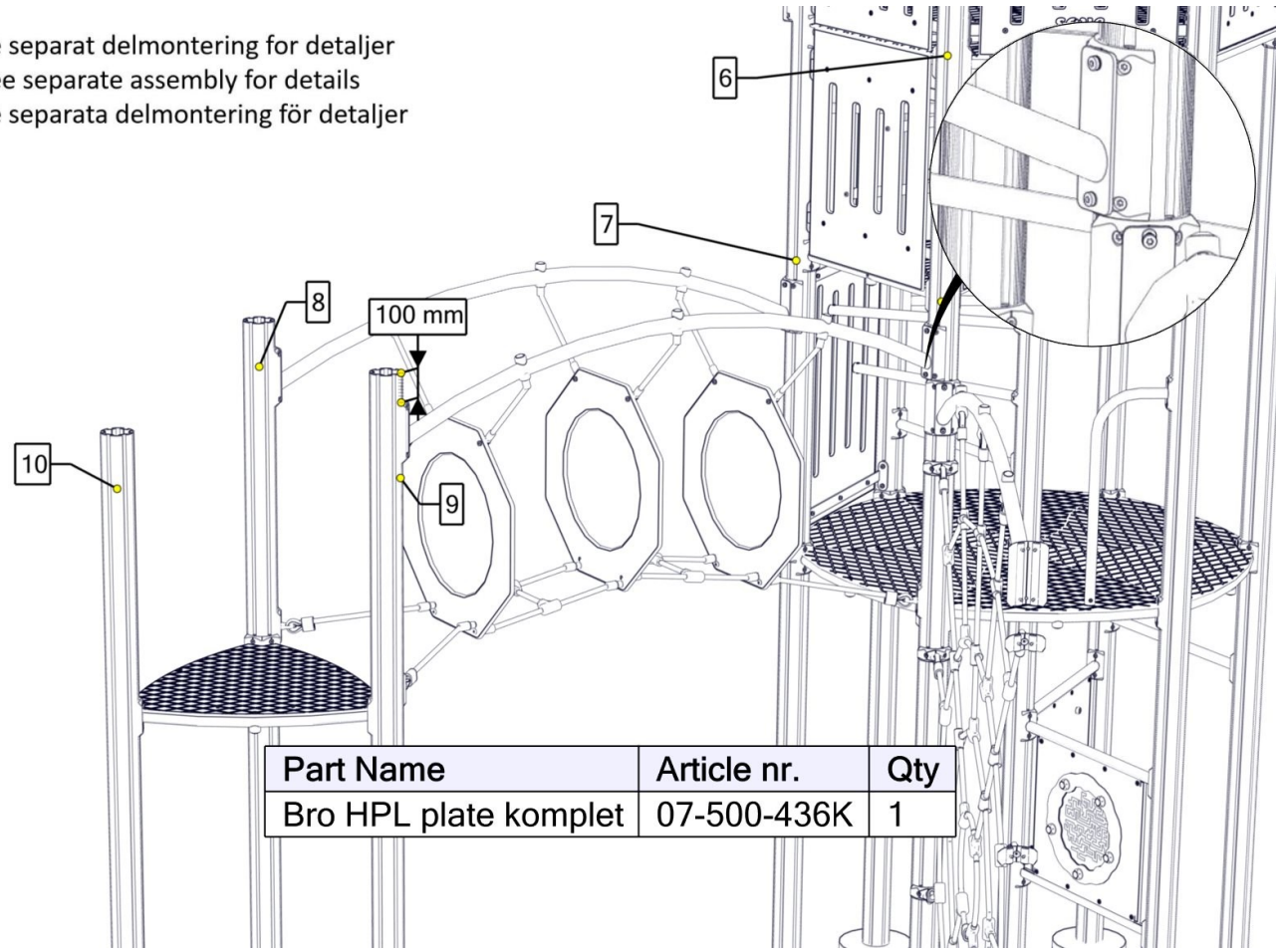

Part Name	Article nr.	Qty
Bro HPL plate komplet	07-500-436K	1

Se separat delmontering for detaljer
See separate assembly for details
Se separata delmontering för detaljer

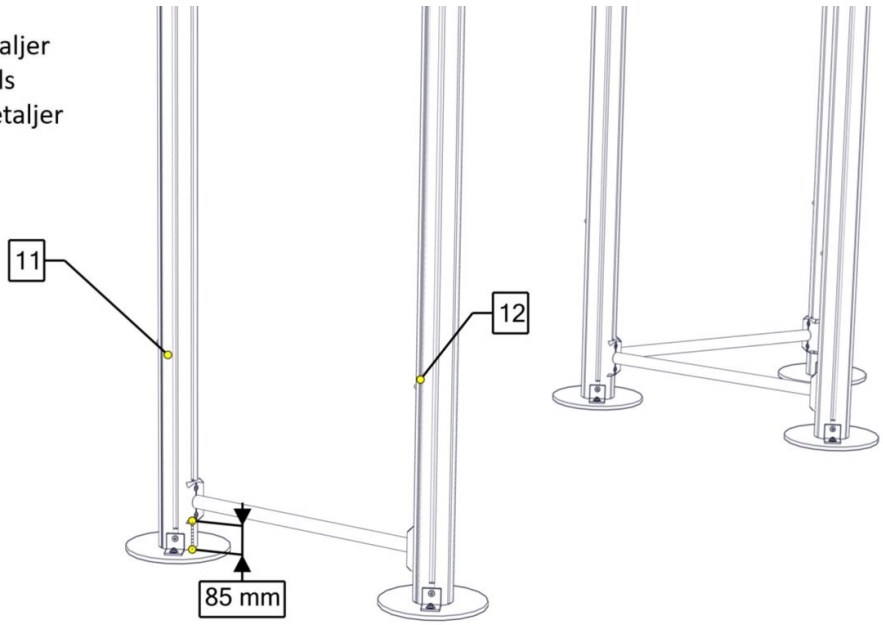

Part Name	Article nr.	Qty
Fundamentplate 1x110 stolpe komplett	07-400-101K	2
Sperrerør rett L=750 uten hull	07-500-075K	1
Stolpe Ø110 L=3450 (2850-600)	SFA5126/2	2

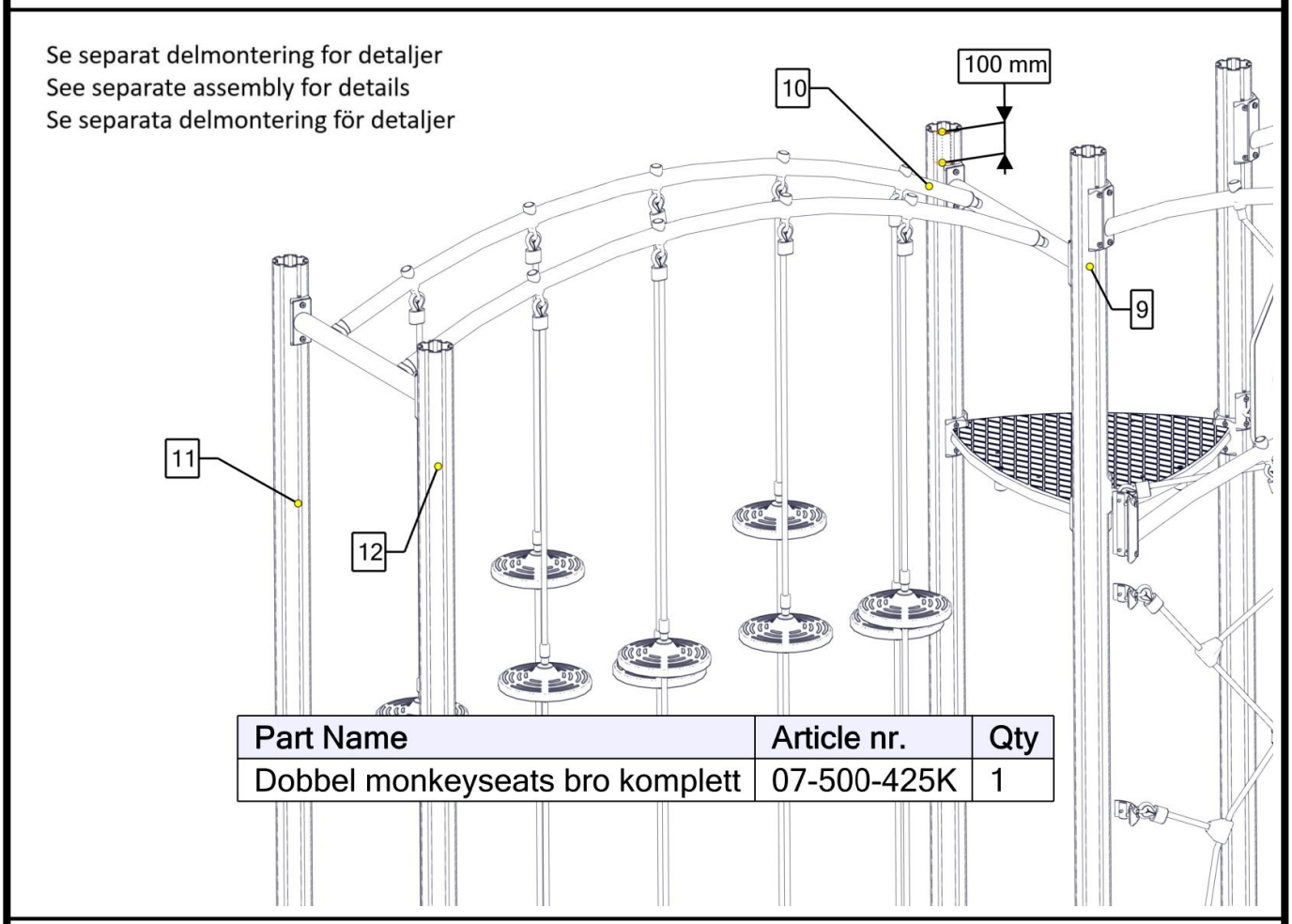

Part Name	Article nr.	Qty
Dobbel monkeyseats bro komplett	07-500-425K	1

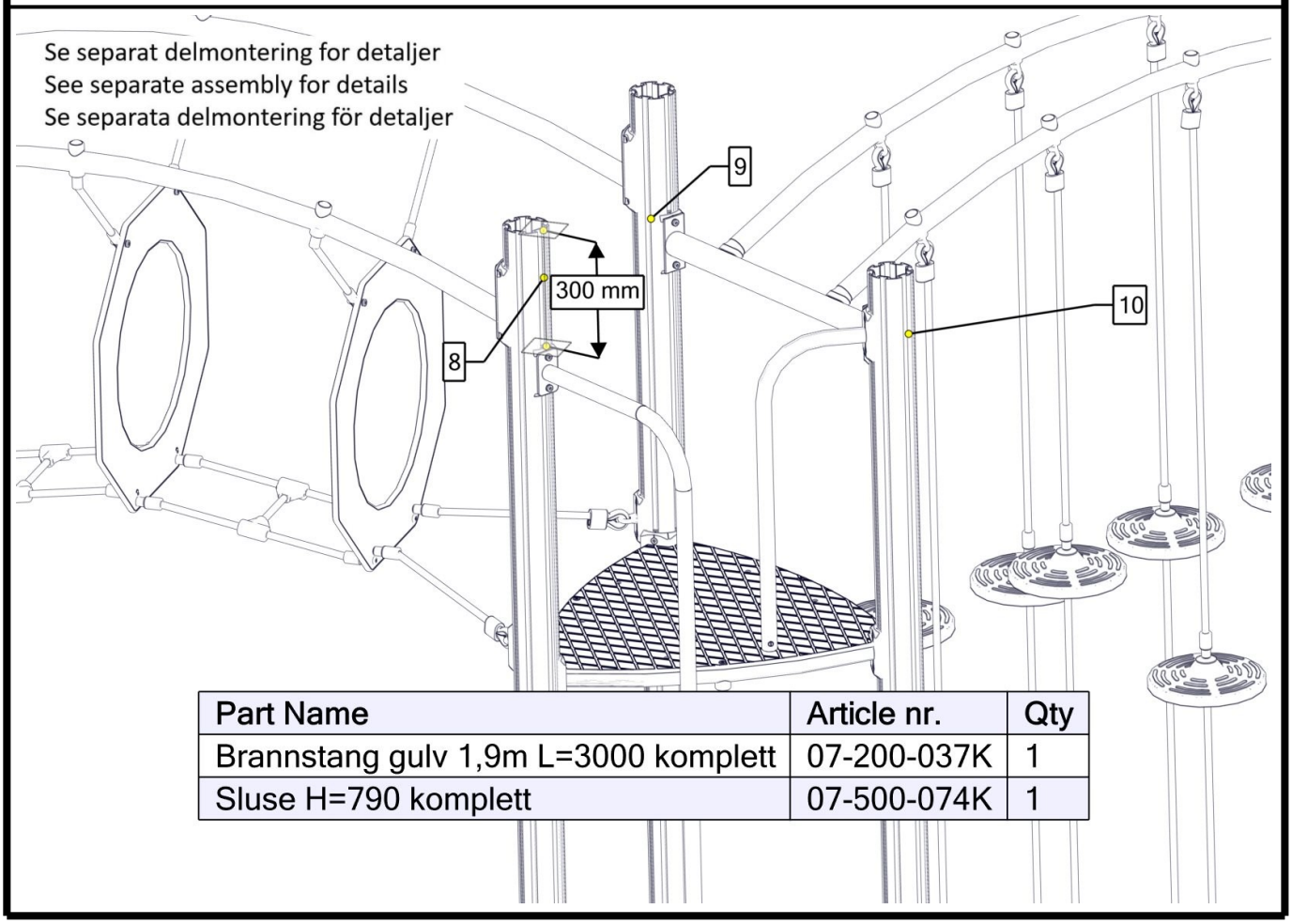

Part Name	Article nr.	Qty
Brannstang gulv 1,9m L=3000 komplett	07-200-037K	1
Sluse H=790 komplett	07-500-074K	1

Se separat delmontering for detaljer
See separate assembly for details
Se separata delmontering för detaljer

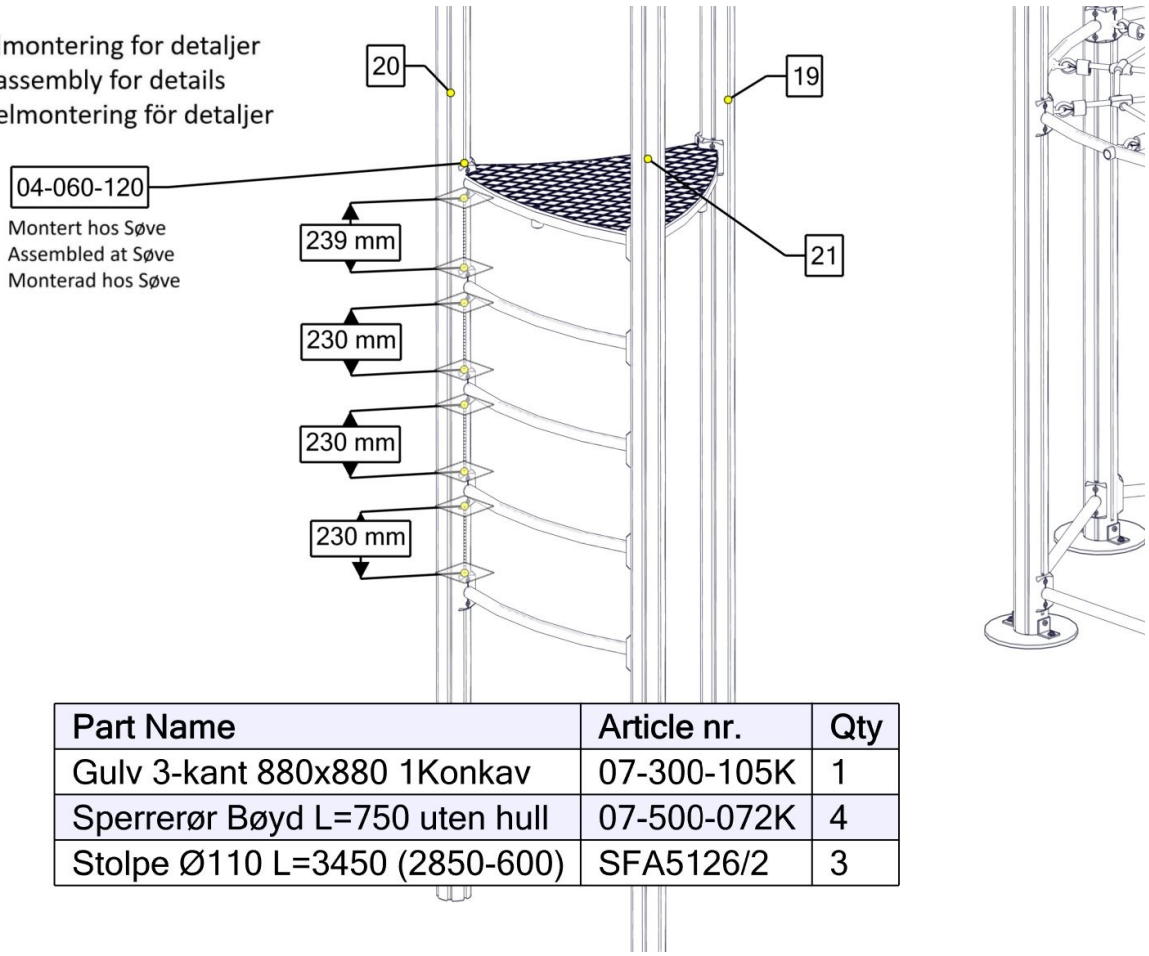

Part Name	Article nr.	Qty
Gulv 3-kant 880x880 1Konkav	07-300-105K	1
Sperrerør Bøyd L=750 uten hull	07-500-072K	4
Stolpe Ø110 L=3450 (2850-600)	SFA5126/2	3

Se separat delmontering for detaljer
See separate assembly for details
Se separata delmontering för detaljer

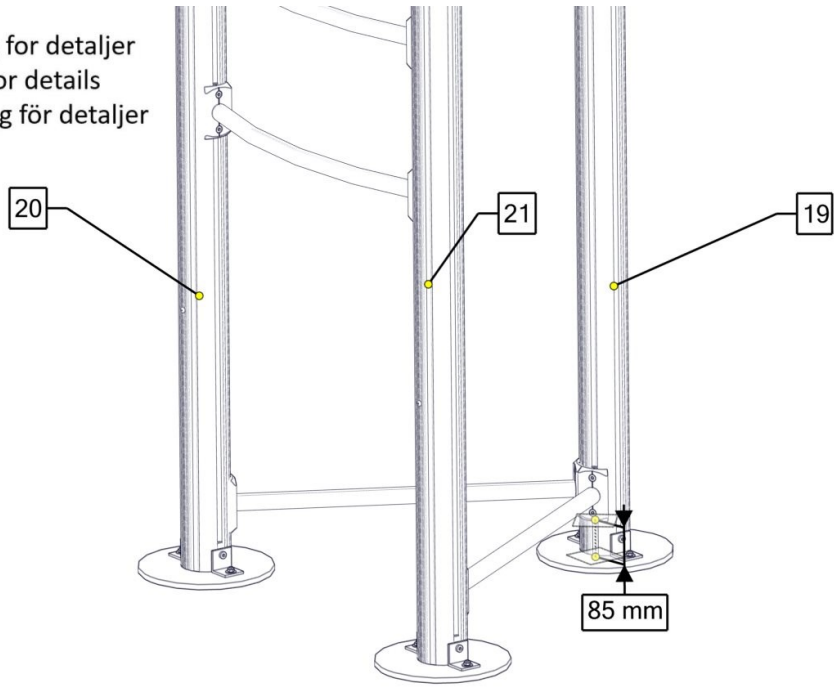

Part Name	Article nr.	Qty
Fundamentplate 1x110 stolpe komplett	07-400-101K	3
Sperrerør rett L=750 uten hull	07-500-075K	2

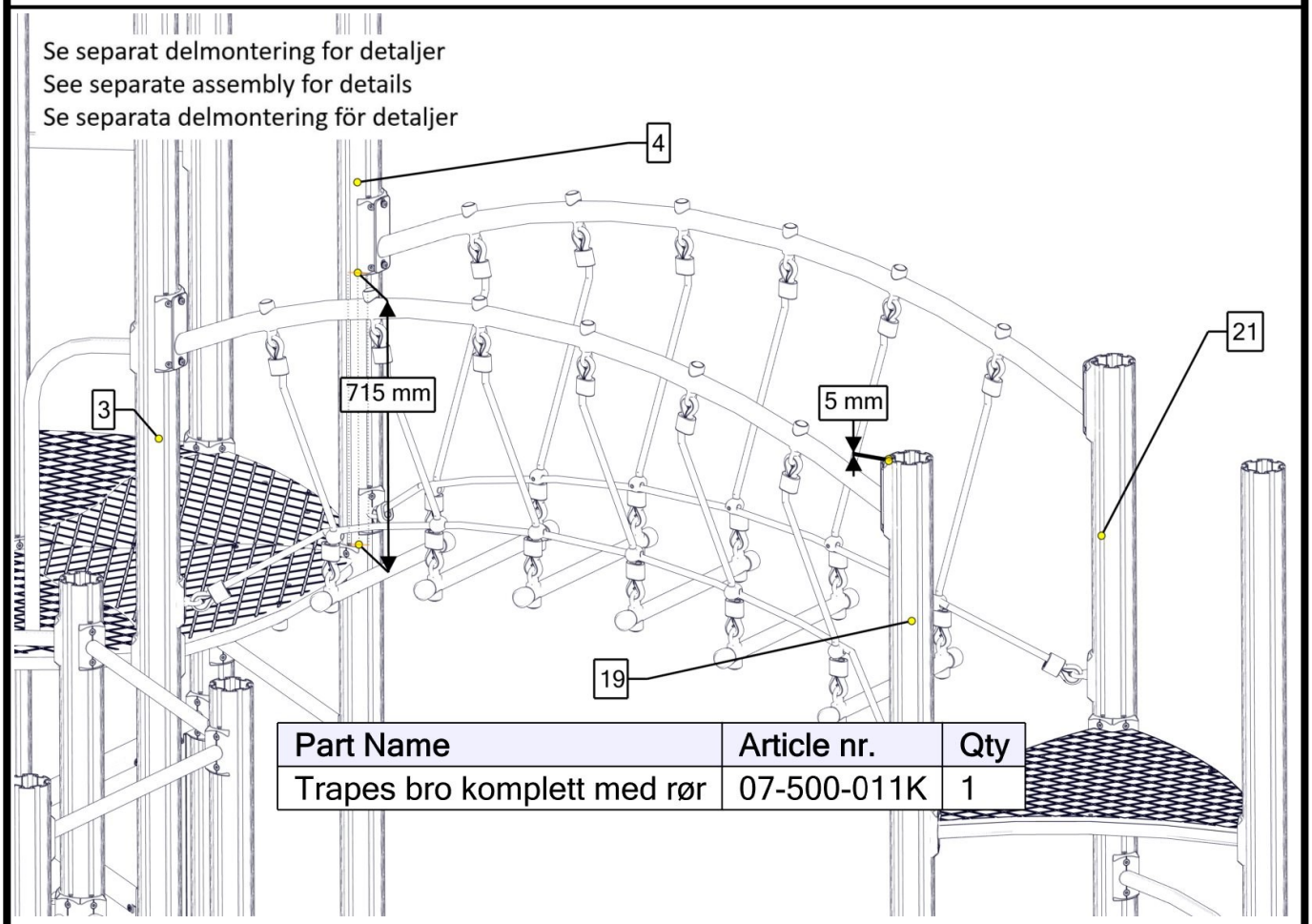

Part Name	Article nr.	Qty
Trapes bro komplett med rør	07-500-011K	1

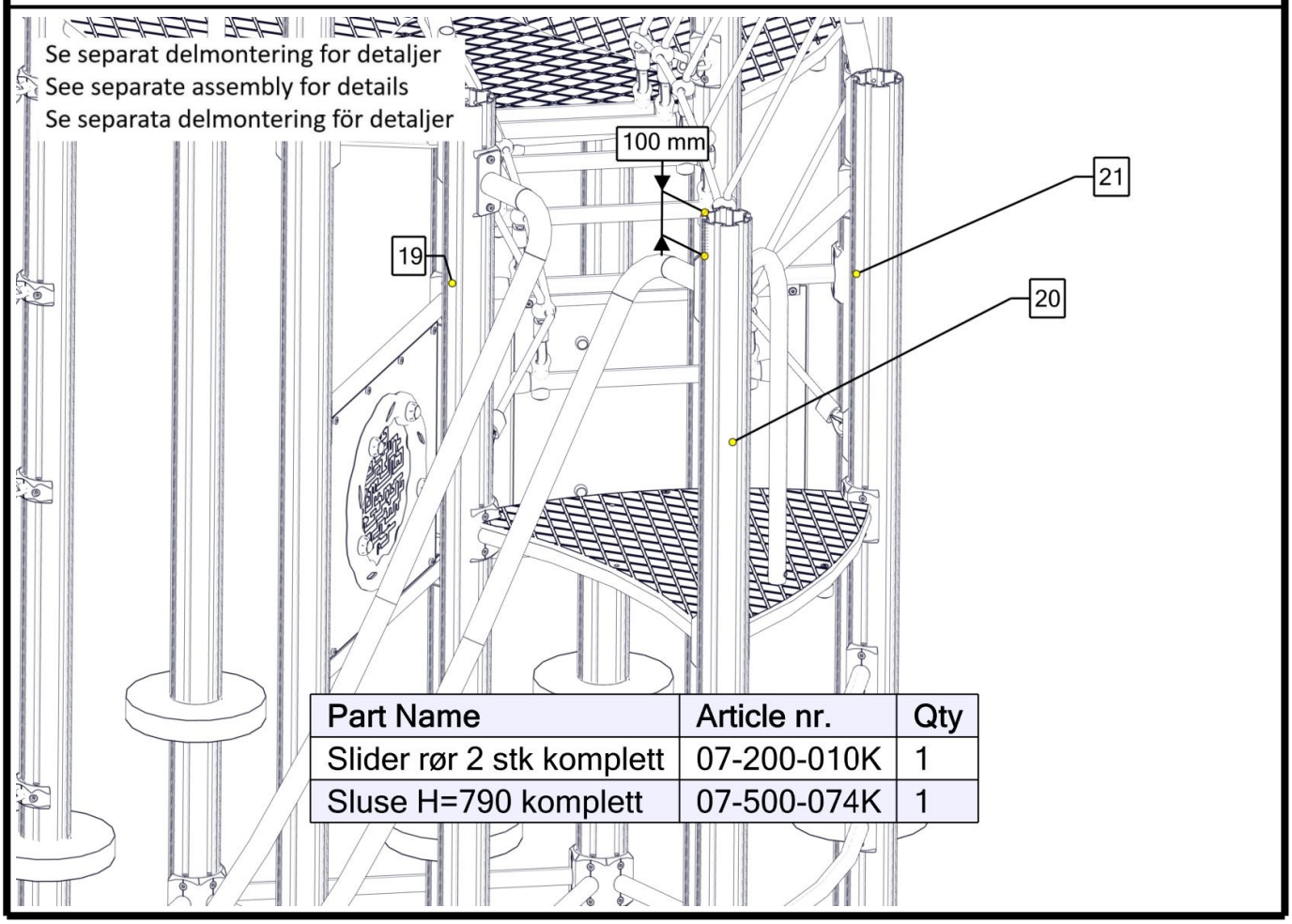

Part Name	Article nr.	Qty
Slider rør 2 stk komplett	07-200-010K	1
Sluse H=790 komplett	07-500-074K	1

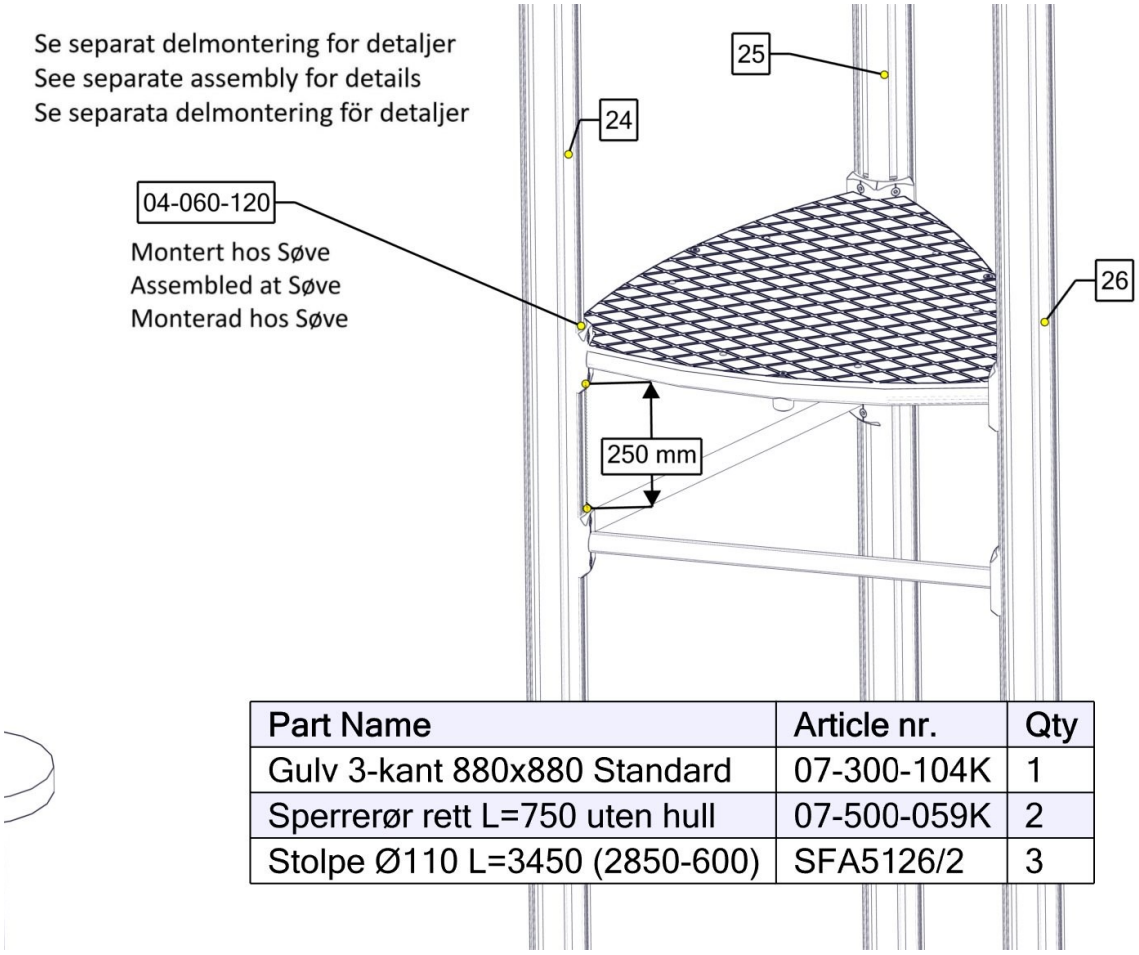

Part Name	Article nr.	Qty
Gulv 3-kant 880x880 Standard	07-300-104K	1
Sperrerør rett L=750 uten hull	07-500-059K	2
Stolpe Ø110 L=3450 (2850-600)	SFA5126/2	3

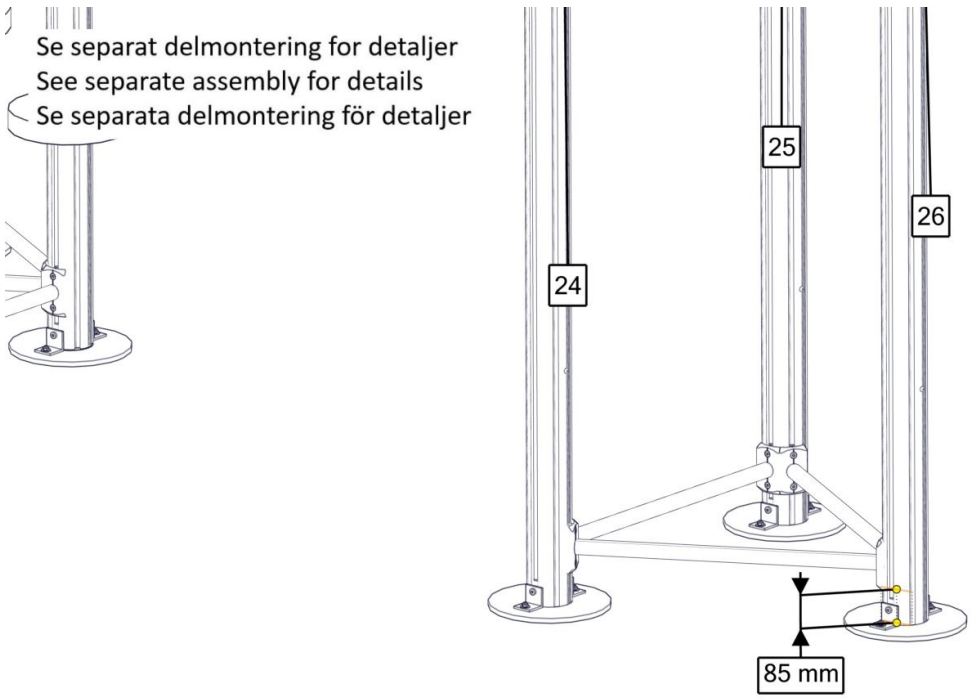

Part Name	Article nr.	Qty
Fundamentplate 1x110 stolpe komplett	07-400-101K	3
Sperrerør rett L=750 uten hull	07-500-075K	3

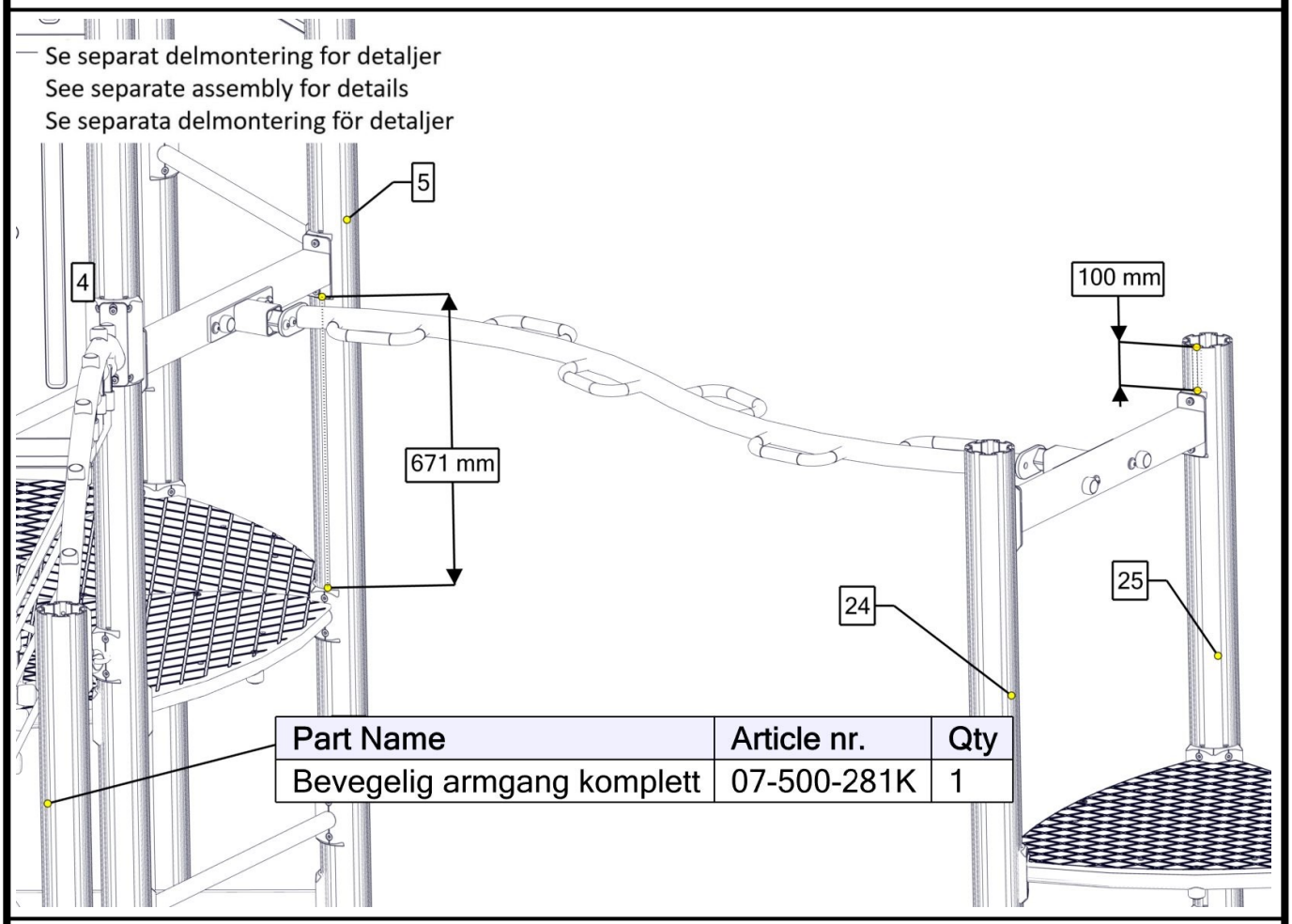

Part Name	Article nr.	Qty
Bevegelig armgang komplett	07-500-281K	1

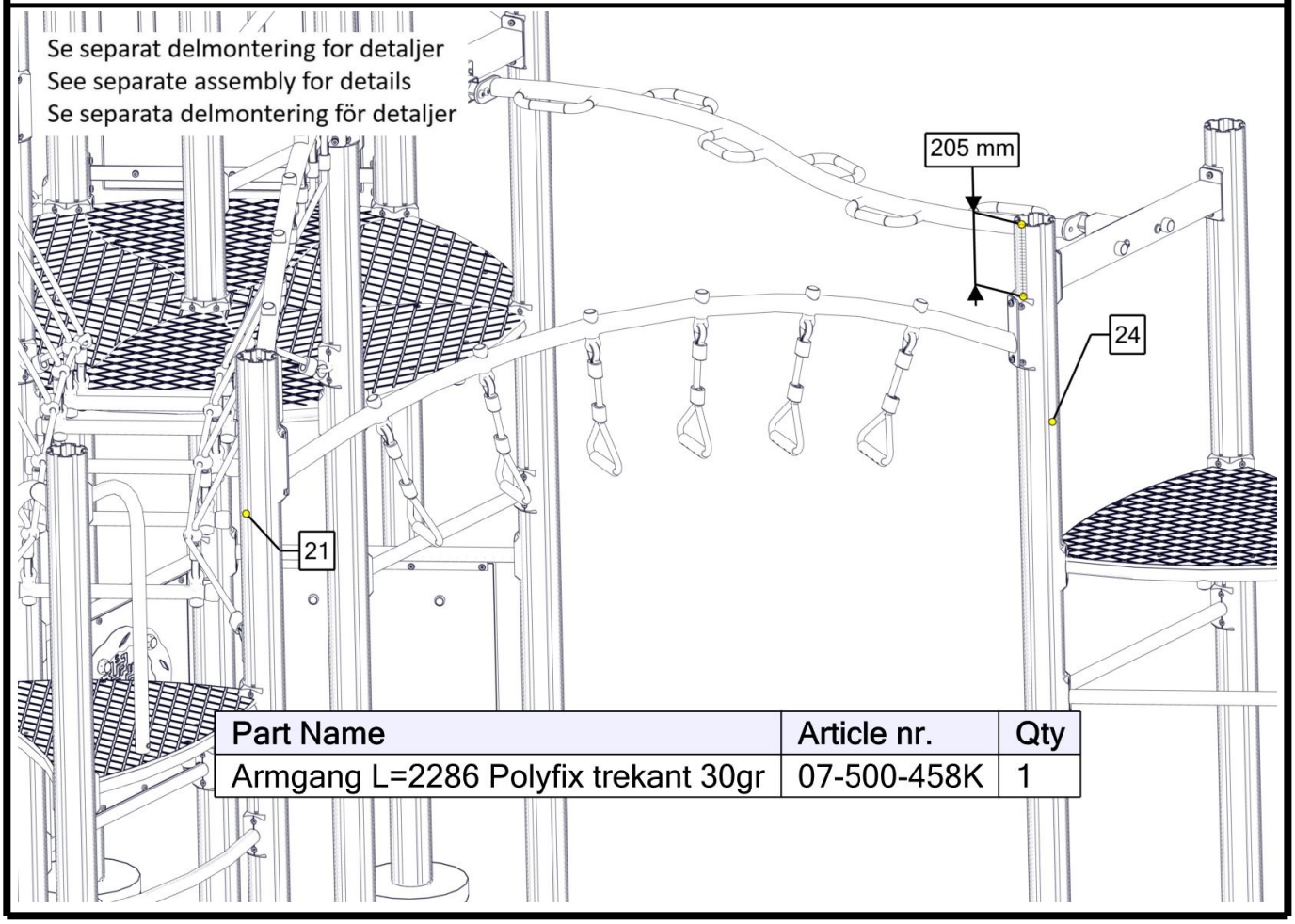

Part Name	Article nr.	Qty
Armgang L=2286 Polyfix trekant 30gr	07-500-458K	1

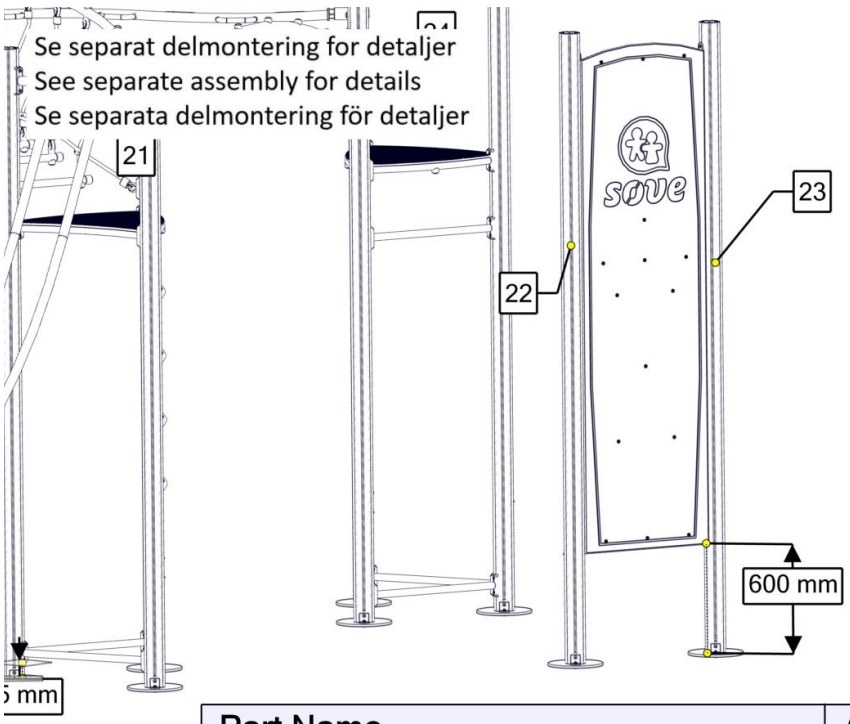

Part Name	Article nr.	Qty
Fundamentplate 1x110 stolpe komplett	07-400-101K	2
Klatreplate/vegg Søve logo komplett	07-300-112K	1
Stolpe Ø110 L=3450 (2850-600)	SFA5126/2	2

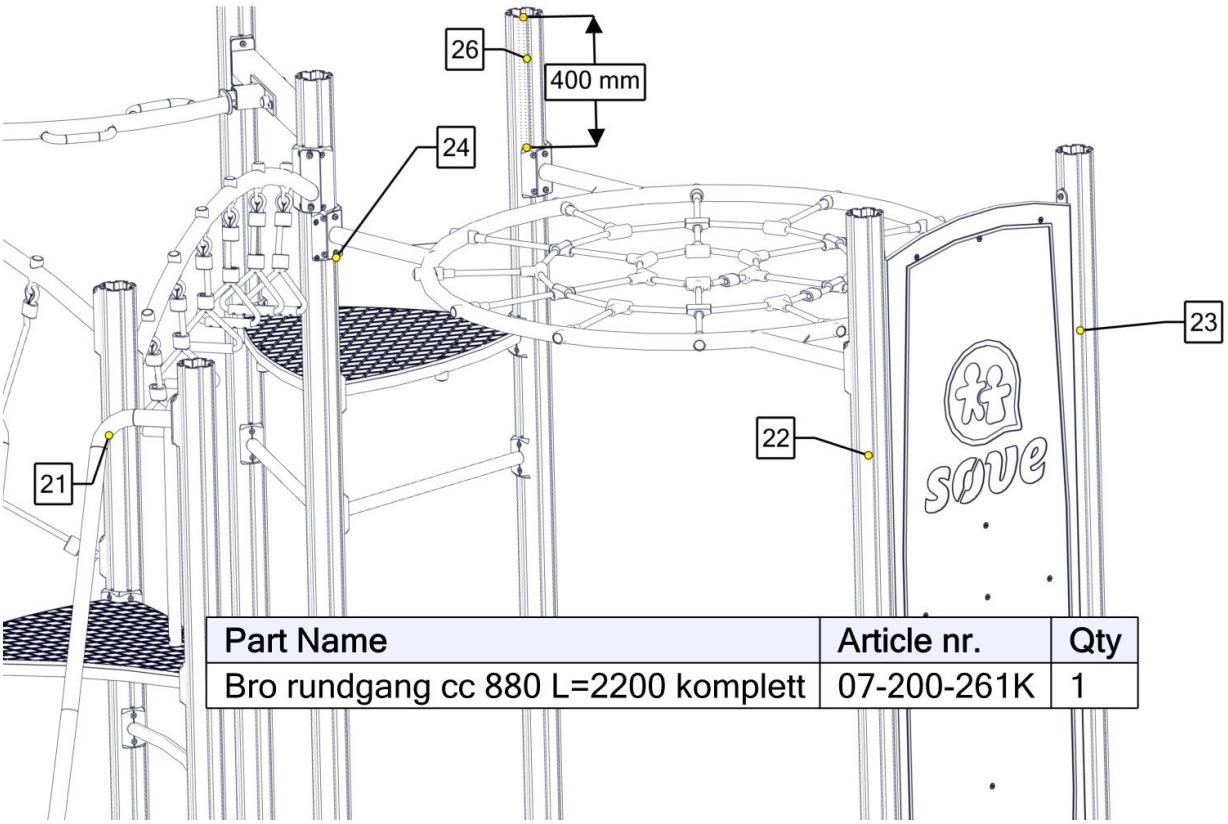

Part Name	Article nr.	Qty
Bro rundgang cc 880 L=2200 komplett	07-200-261K	1

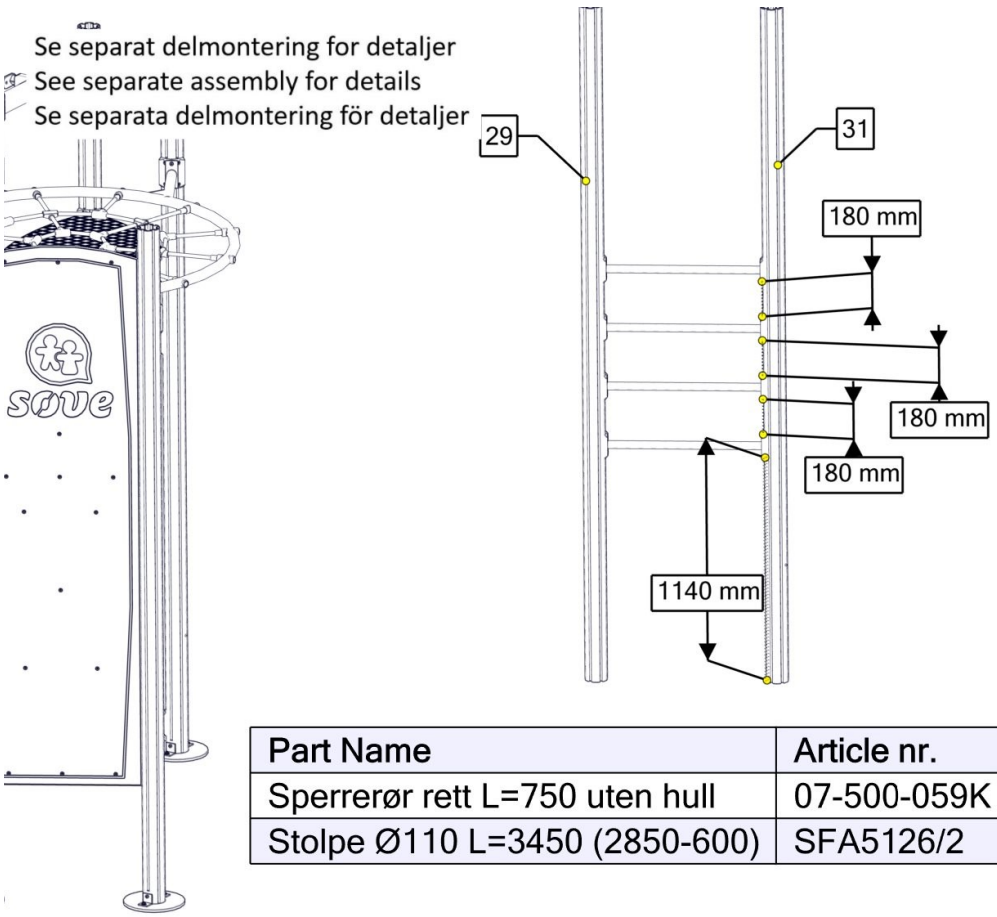

Part Name	Article nr.	Qty
Sperrerør rett L=750 uten hull	07-500-059K	4
Stolpe Ø110 L=3450 (2850-600)	SFA5126/2	2

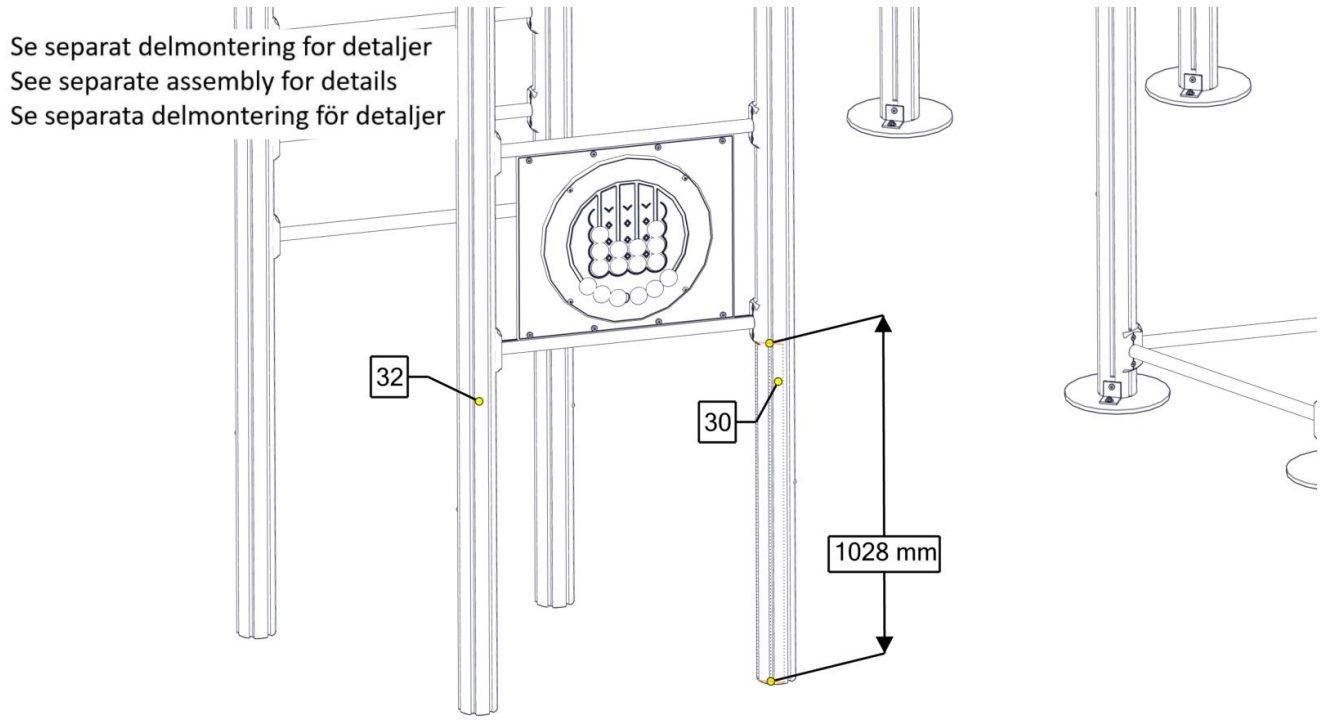

Part Name	Article nr.	Qty
Rekkverk 3 in a row green CC880	07-511-001K	1
Stolpe Ø110 L=3450 (2850-600)	SFA5126/2	2

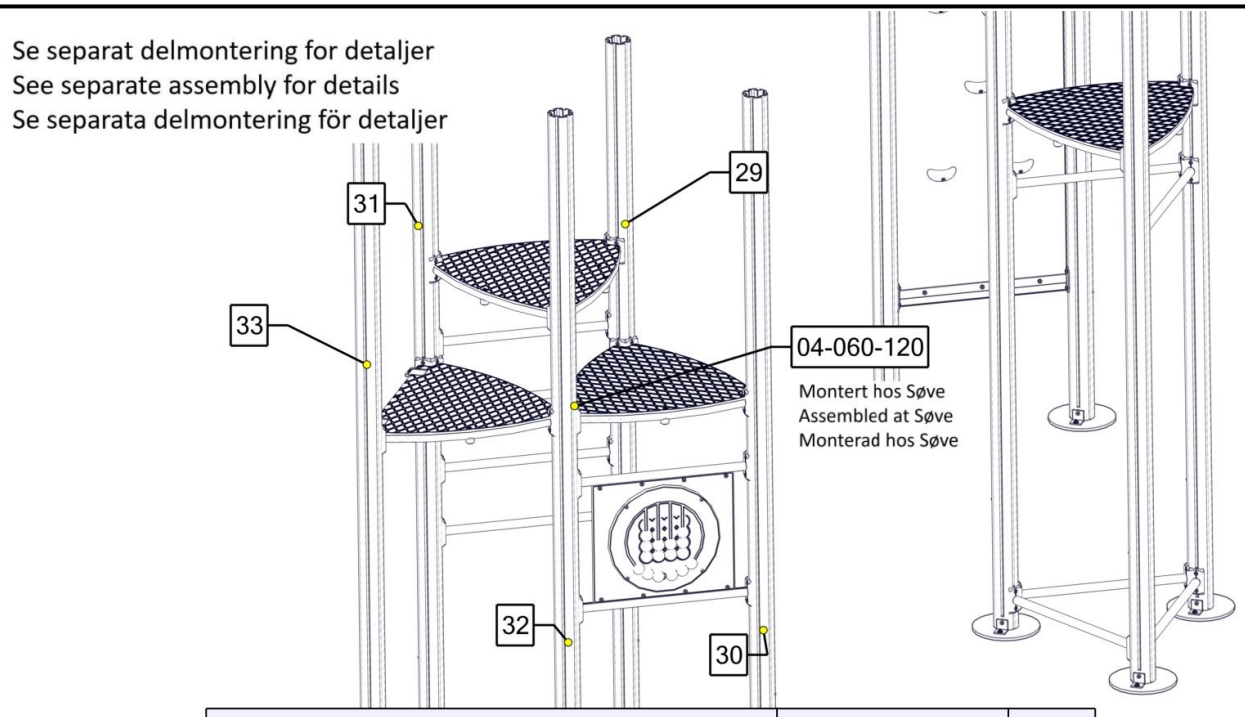

Part Name	Article nr.	Qty
Gulv 3-kant 880x880 Standard	07-300-104K	2
Gulv 3-kant cc800 1Rett rutsjebane	07-300-113K	1
Stolpe Ø110 L=3450 (2850-600)	SFA5126/2	1

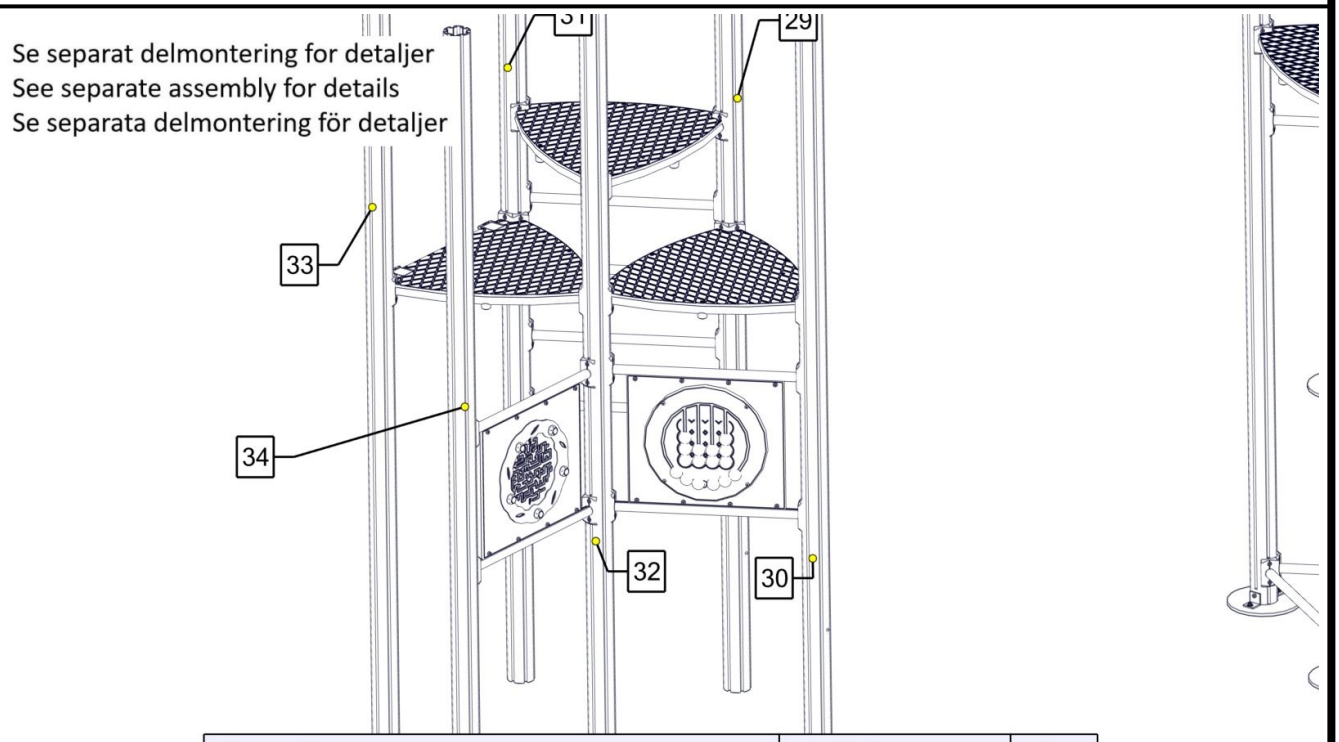

Part Name	Article nr.	Qty
Rekkverk Labirint/Maze rød CC880	07-511-021K	1
Stolpe Ø110 L=3450 (2850-600)	SFA5126/2	1

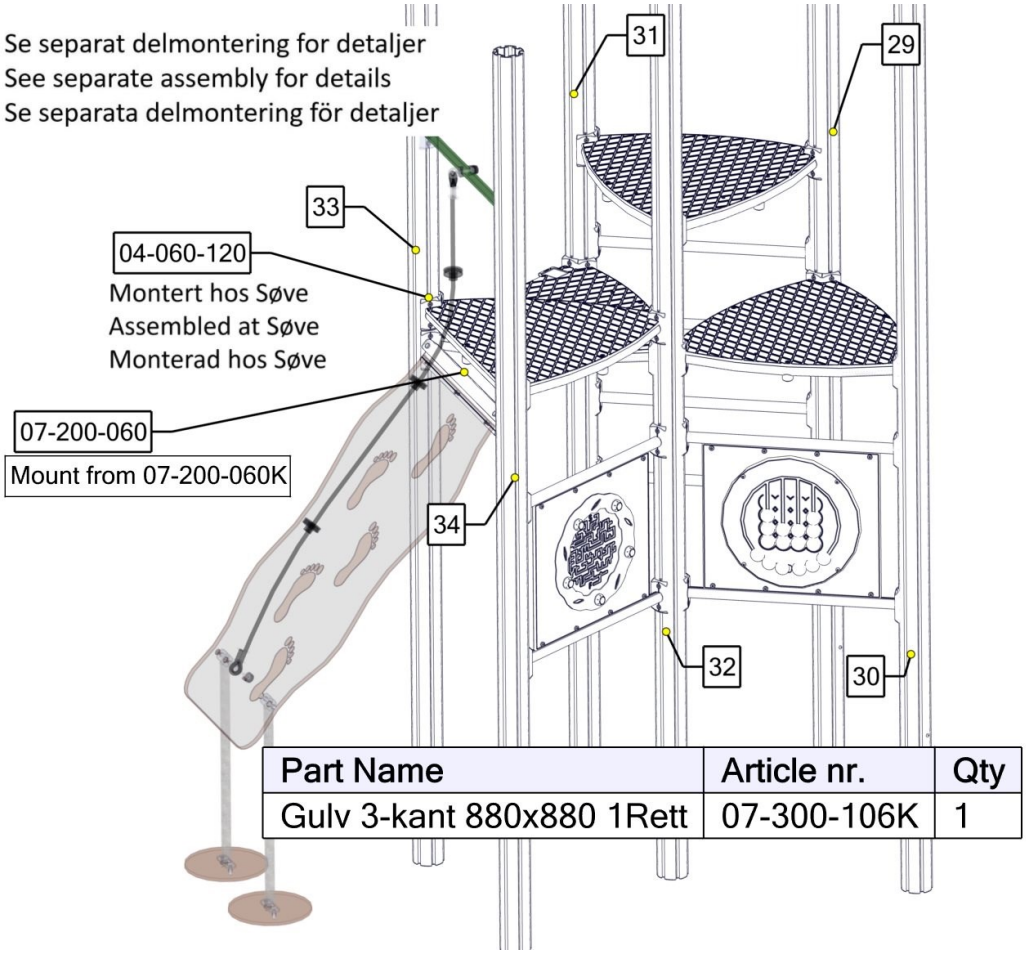

Part Name	Article nr.	Qty
Gulv 3-kant 880x880 1Rett	07-300-106K	1

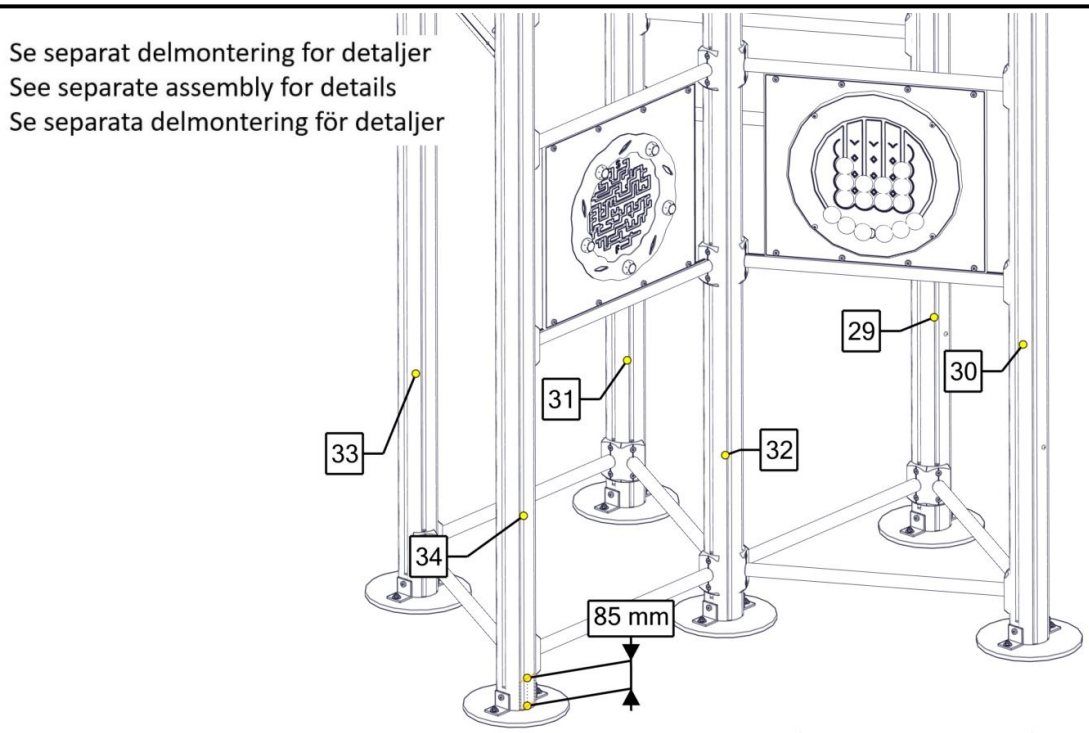

Part Name	Article nr.	Qty
Fundamentplate 1x110 stolpe komplett	07-400-101K	6
Sperrerør rett L=750 uten hull	07-500-075K	7

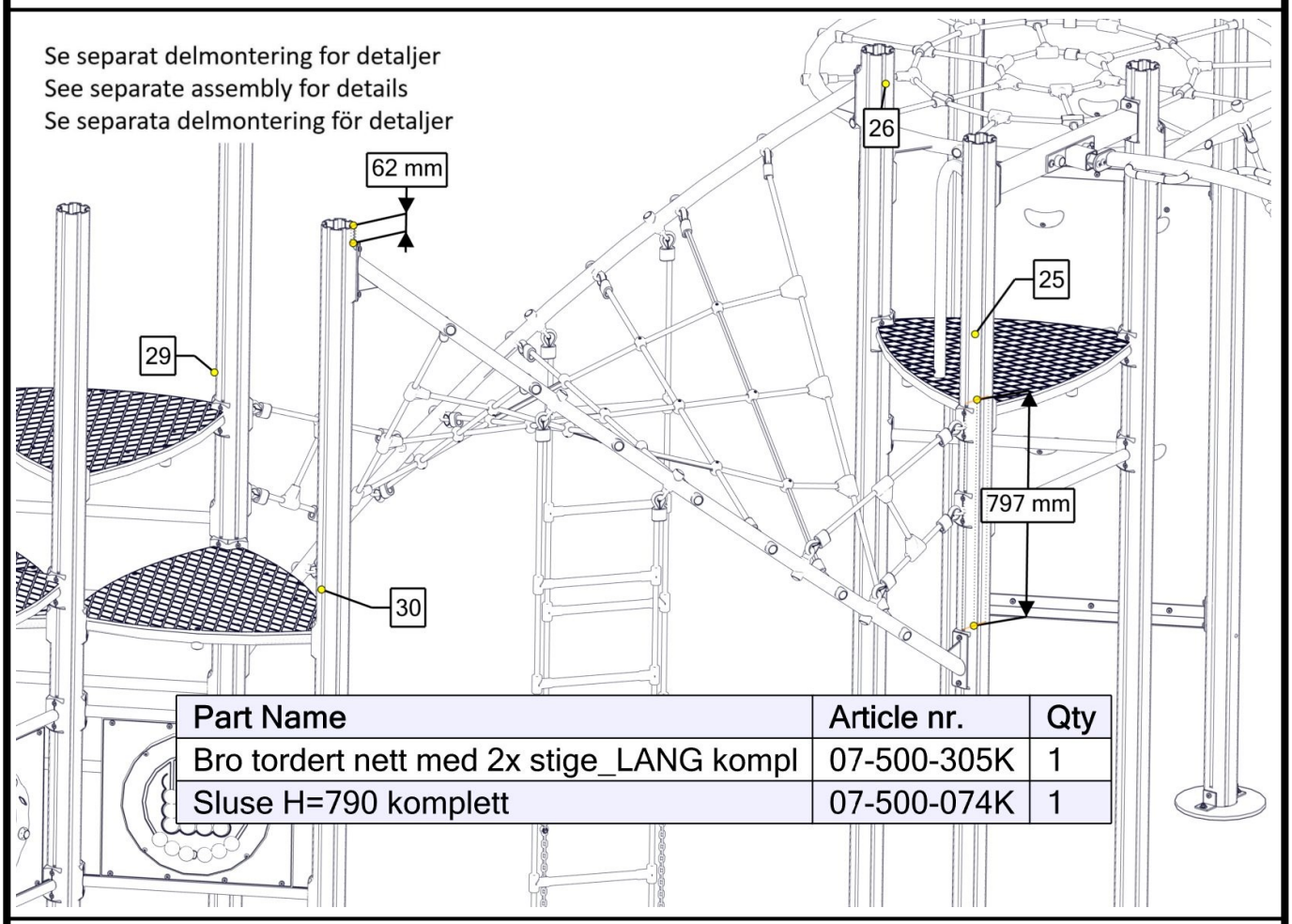

Part Name	Article nr.	Qty
Bro tordert nett med 2x stige_LANG kompl	07-500-305K	1
Sluse H=790 komplett	07-500-074K	1

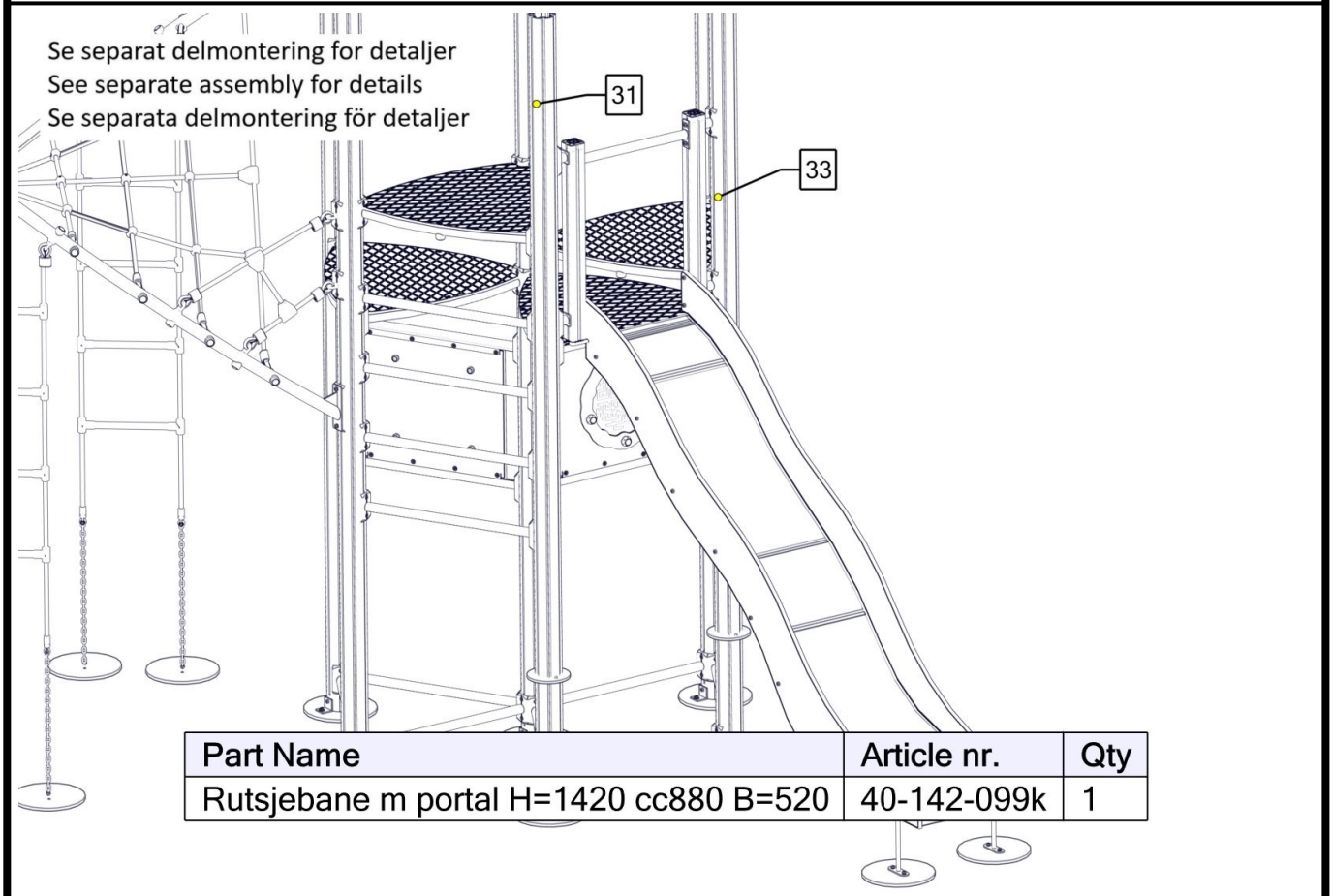

Part Name	Article nr.	Qty
Rutsjebane m portal H=1420 cc880 B=520	40-142-099k	1

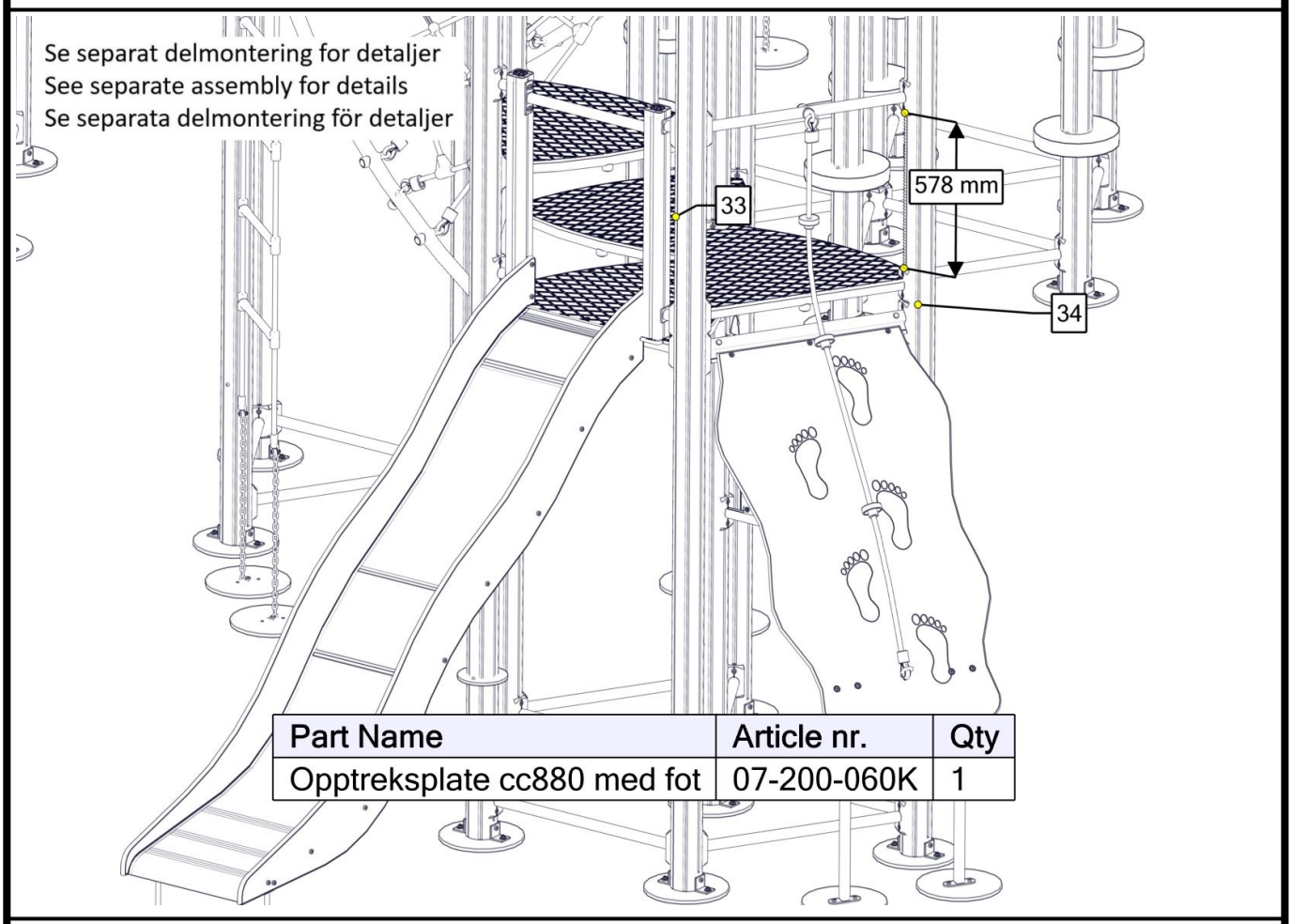

Part Name	Article nr.	Qty
Opptreksplate cc880 med fot	07-200-060K	1

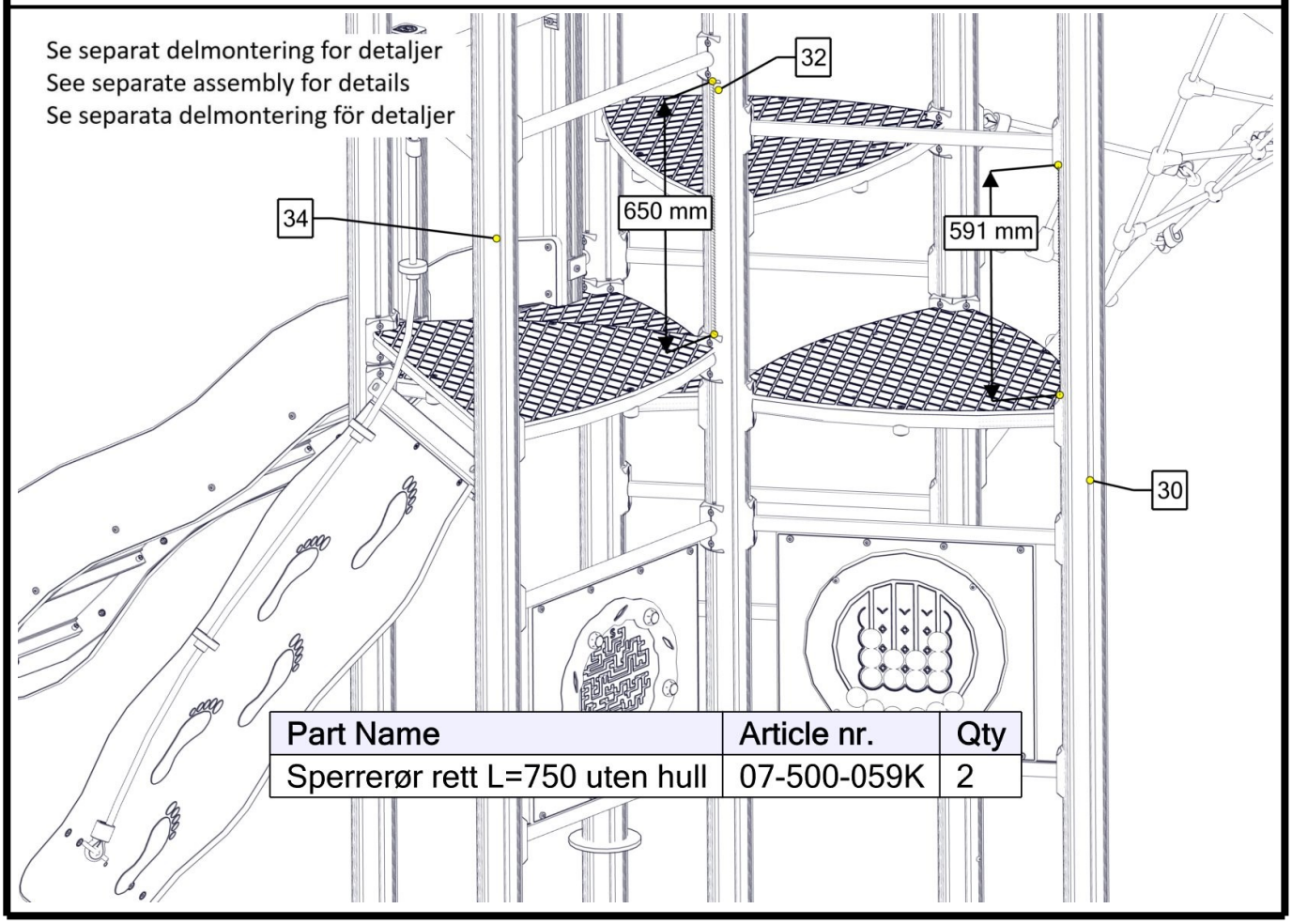

Part Name	Article nr.	Qty
Sperrerør rett L=750 uten hull	07-500-059K	2

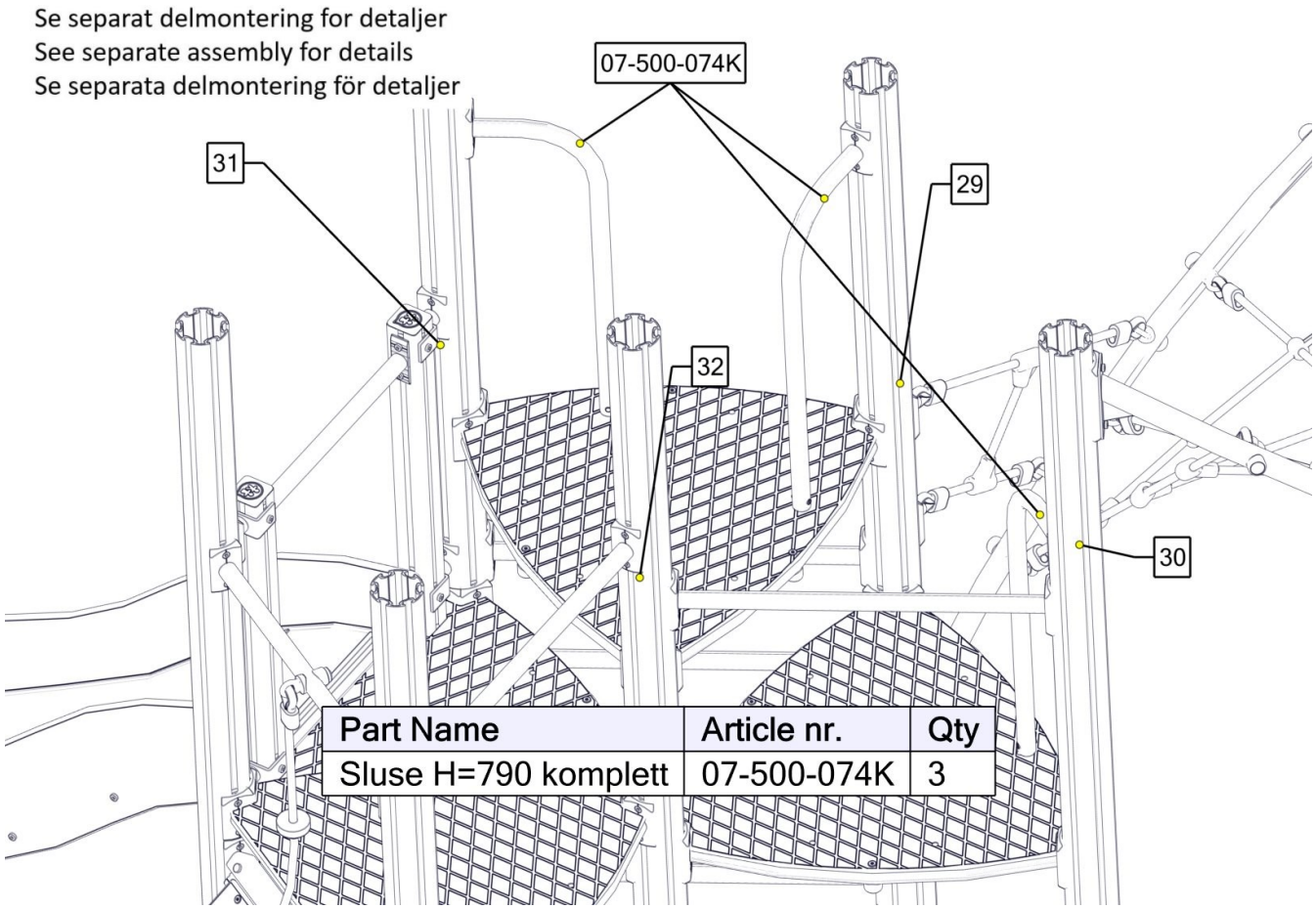

Part Name	Article nr.	Qty
Sluse H=790 komplett	07-500-074K	3

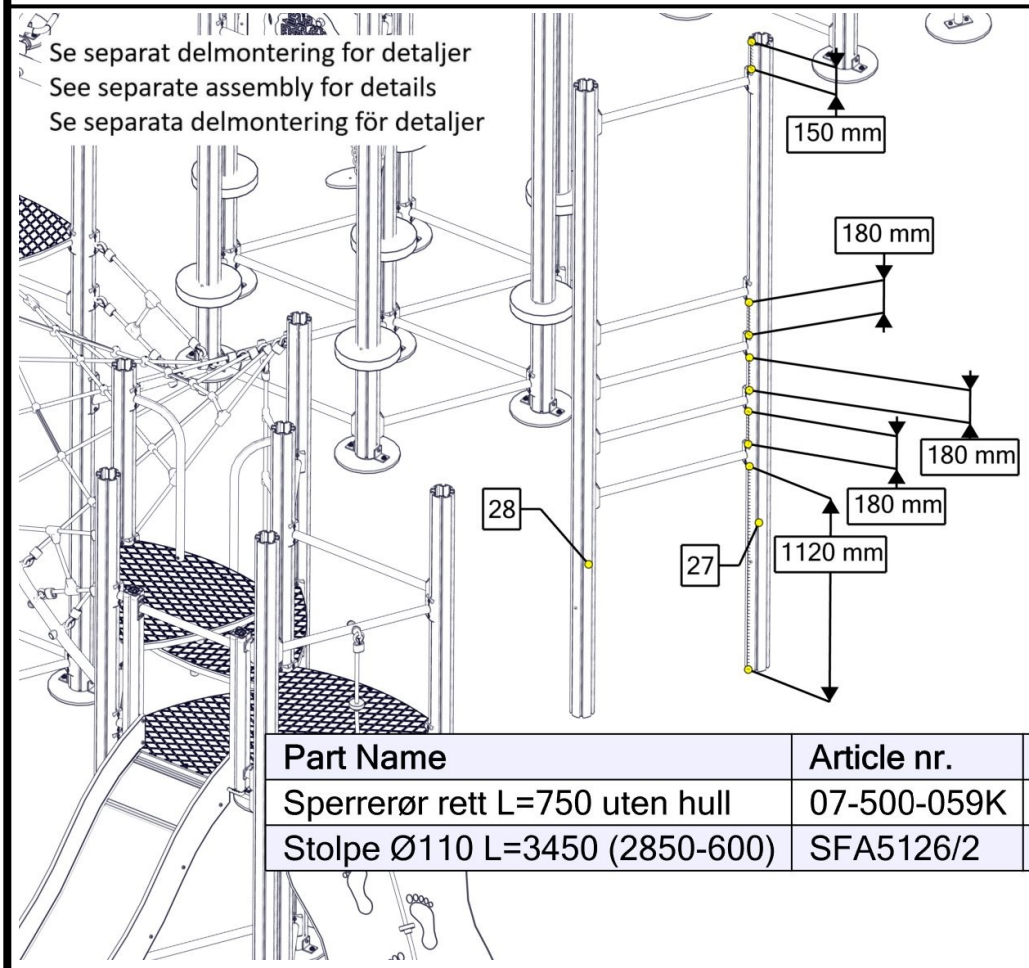

Part Name	Article nr.	Qty
Sperrerør rett L=750 uten hull	07-500-059K	5
Stolpe Ø110 L=3450 (2850-600)	SFA5126/2	2

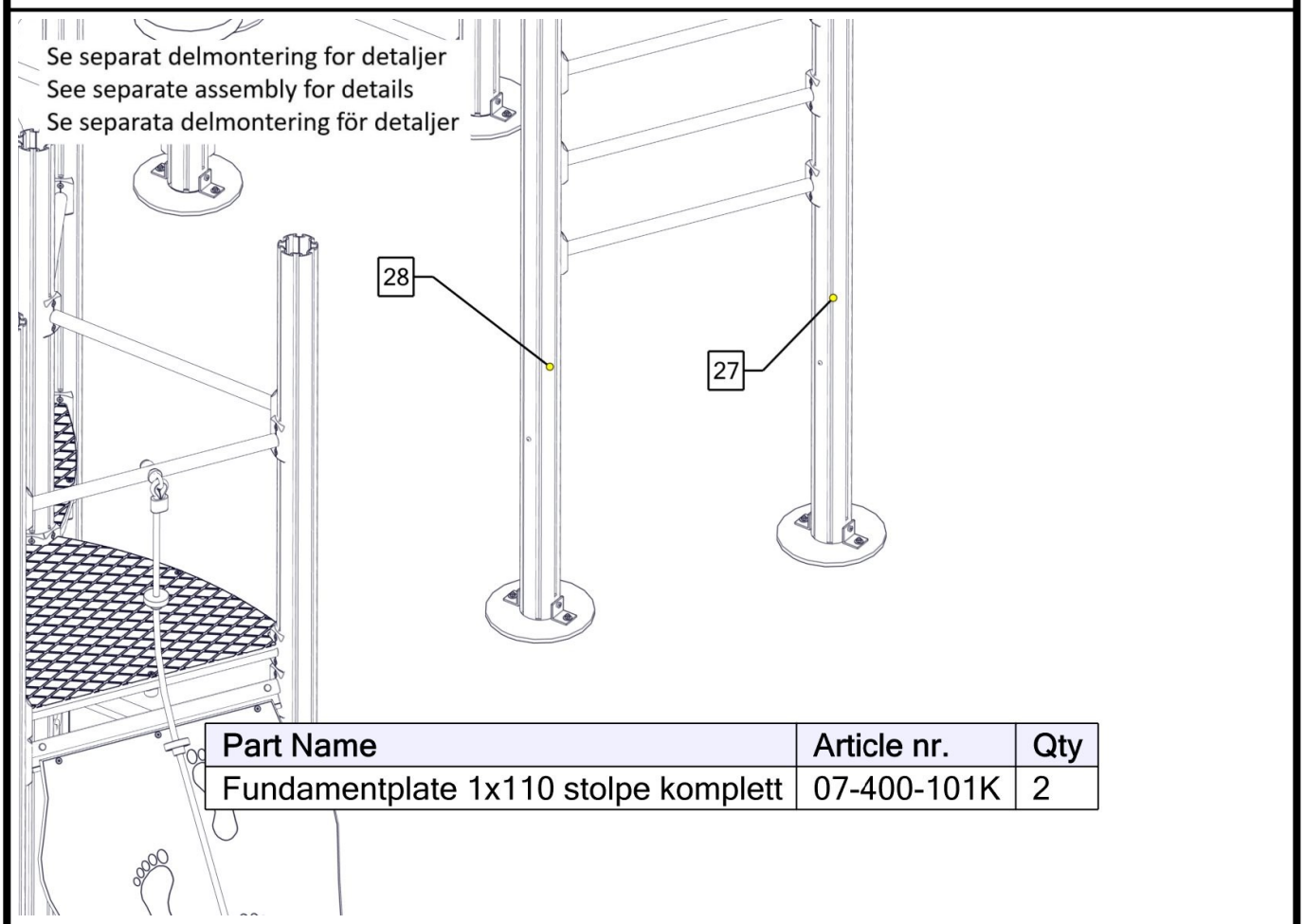

Part Name	Article nr.	Qty
Fundamentplate 1x110 stolpe komplett	07-400-101K	2

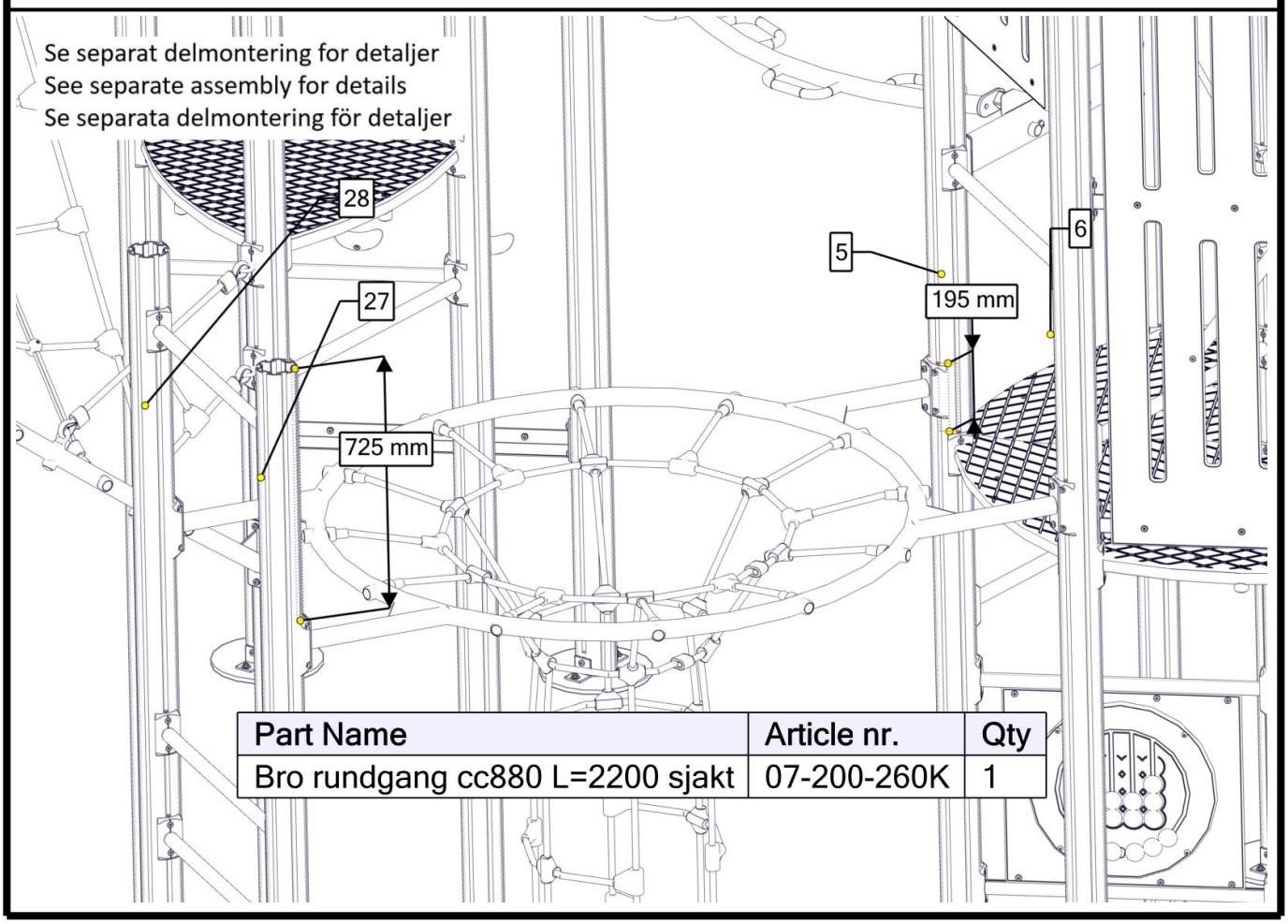

Part Name	Article nr.	Qty
Bro rundgang cc880 L=2200 sjakt	07-200-260K	1

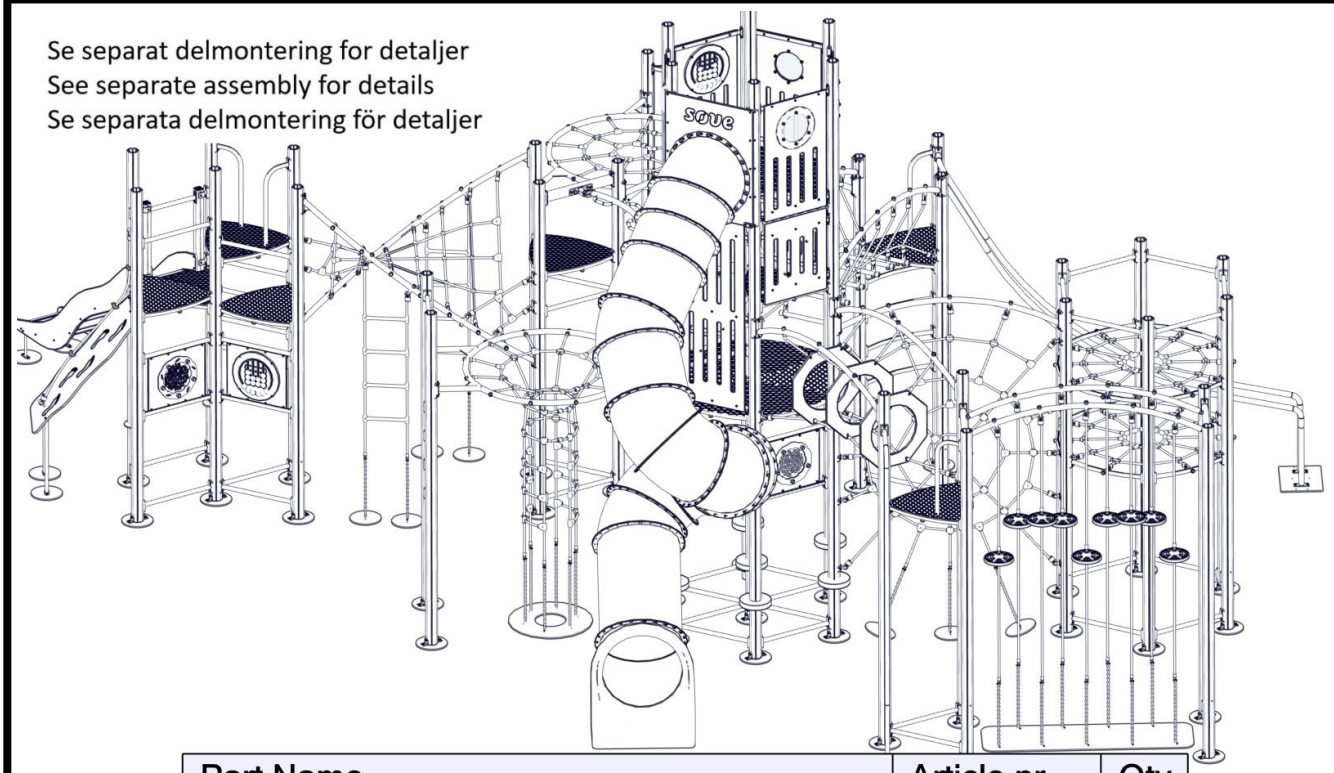

Part Name	Article nr.	Qty
Thorium tunell rutsjebane for tårn grå 399cm	07-520-200	1

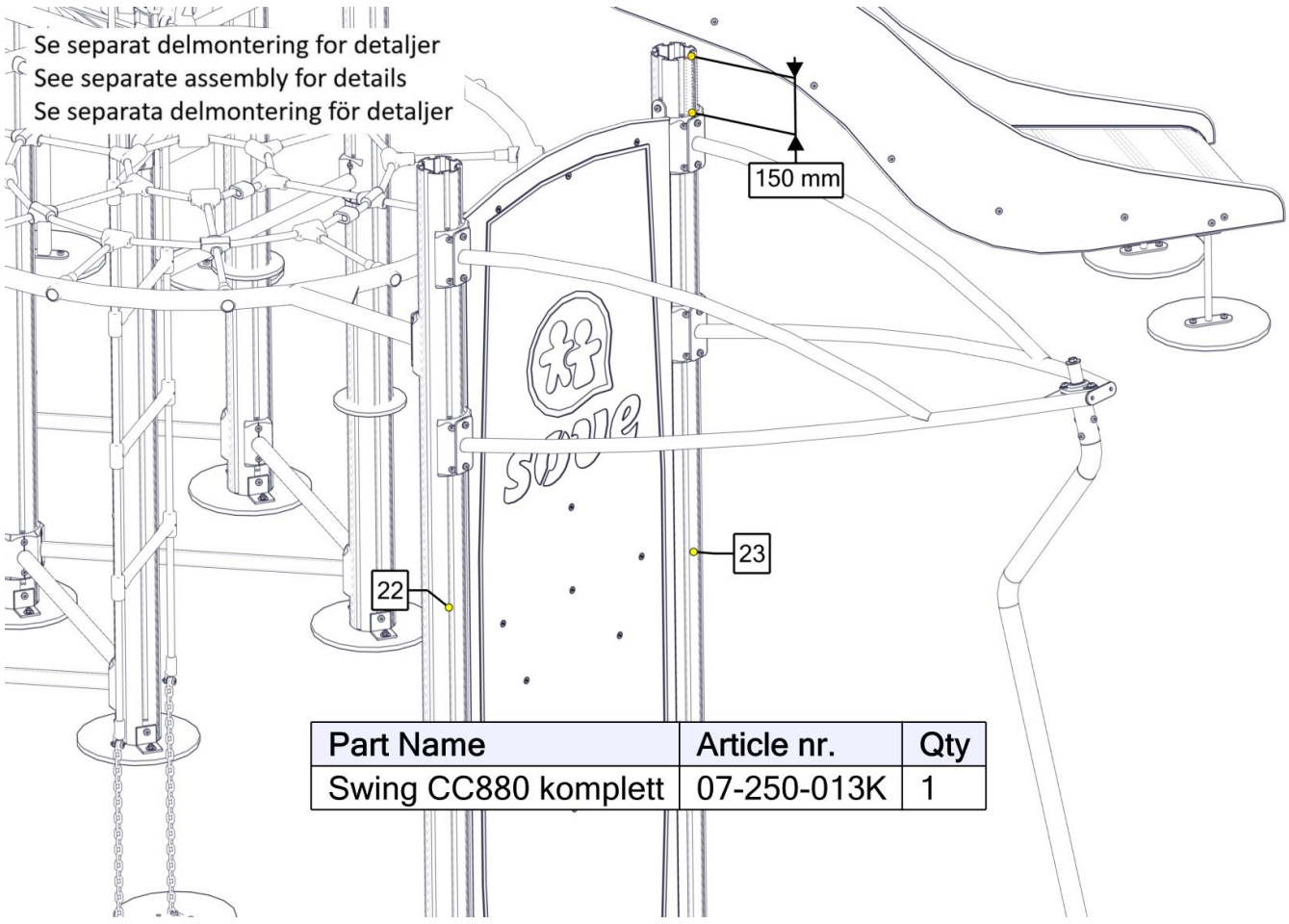

Part Name	Article nr.	Qty
Swing CC880 komplett	07-250-013K	1

Se separat delmontering for detaljer
See separate assembly for details
Se separata delmontering för detaljer

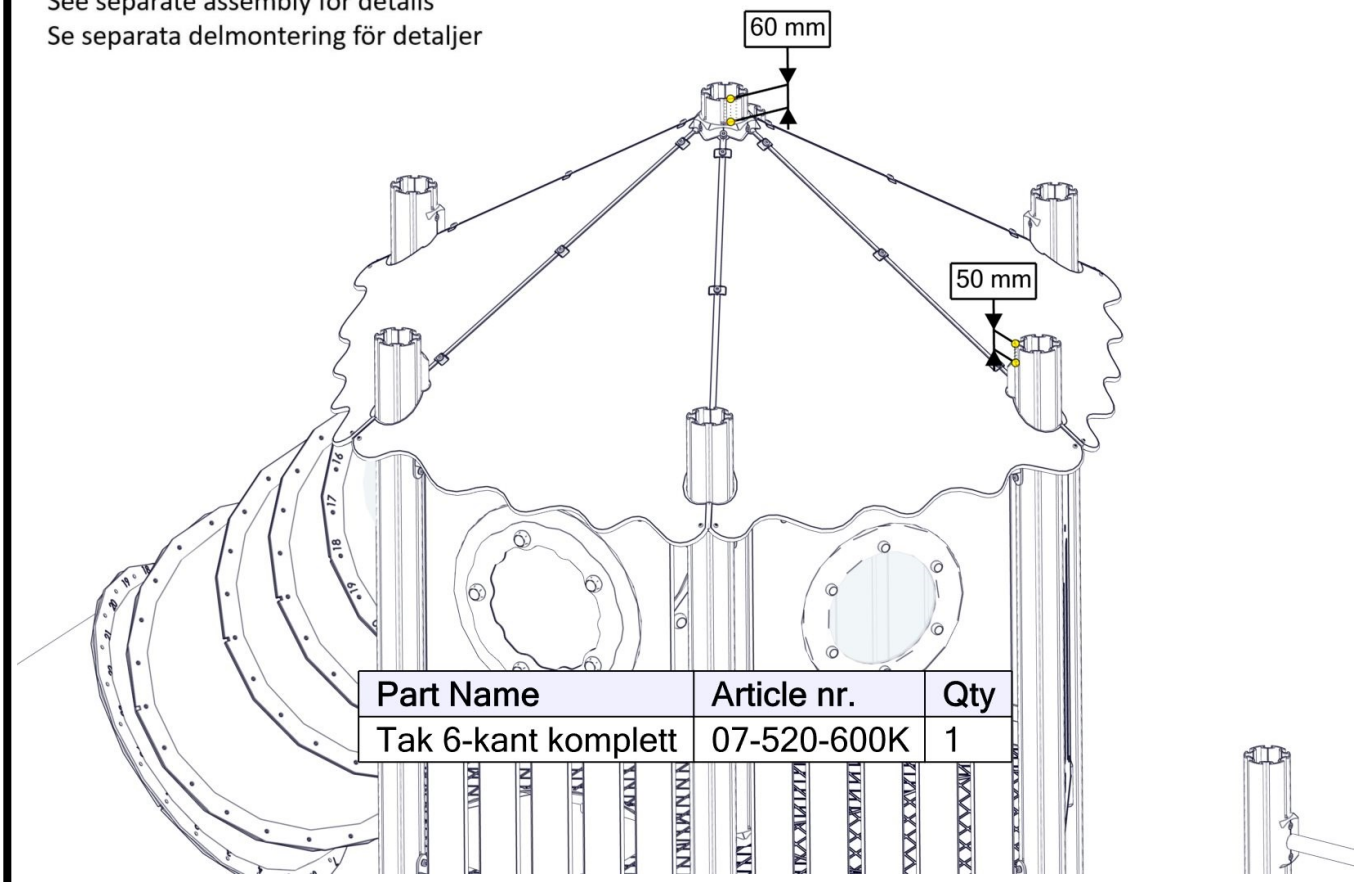

Part Name	Article nr.	Qty
Tak 6-kant komplett	07-520-600K	1

Se separat delmontering for detaljer
See separate assembly for details
Se separata delmontering för detaljer

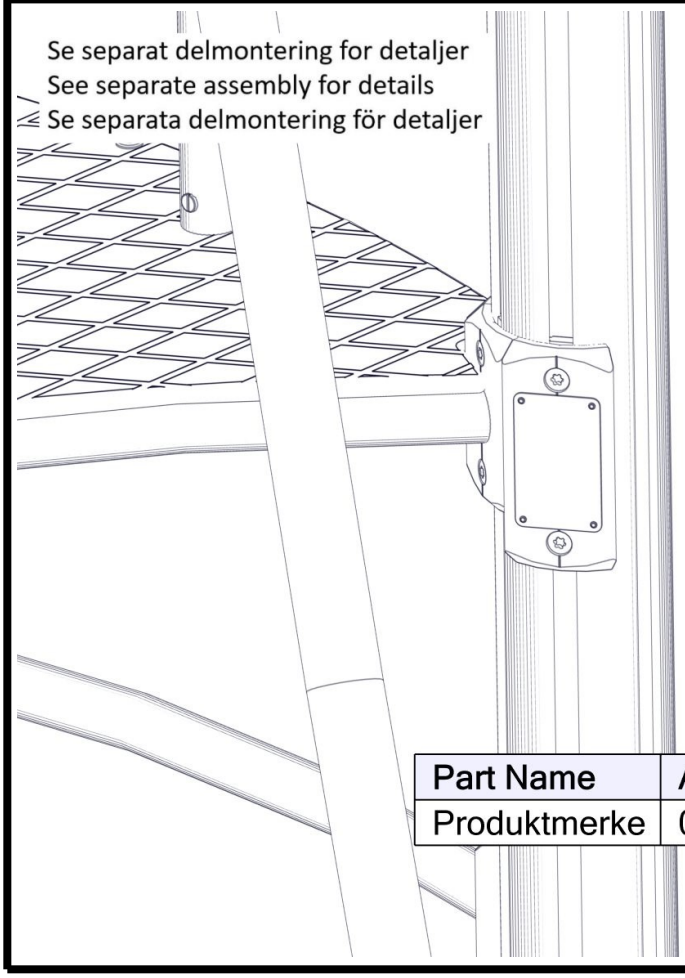

Part Name	Article nr.	Qty
Produktmerke	07-500-500	1

Se separat delmontering for detaljer
See separate assembly for details
Se separata delmontering för detaljer

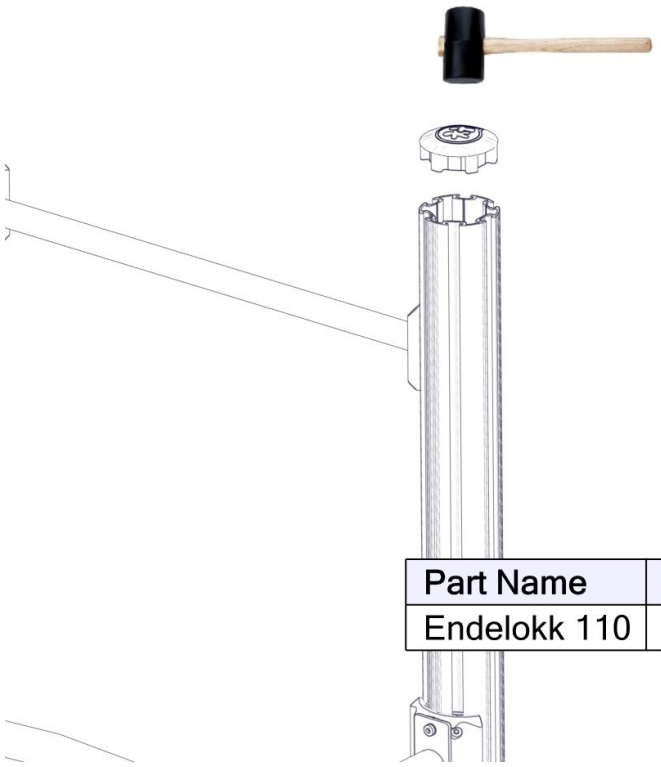

Part Name	Article nr.	Qty
Endelokk 110	00-400-995	34

Før utstyret tas i bruk / Before play begins / Innan lekredskapet tas i bruk

N

- Påse at fallunderlag er utlagt i henhold til gjeldende regler eller vår anbefaling
- Fjern alle monteringshjelpemidler (rester av betong, planker, paller, plast, og lignende)
- Før utstyret tas i bruk,burde man sjekke at det ikke er fare for at anorakksnorer og lignende som kan hekte seg fast noen steder på lekeapparatet.(Vedlagte snor med dobbe (kneledd) kan brukes til å sjekke at dette er i orden. Se vedlagte veiledning for bruk av denne. Dette gjøres for å oppdage eventuelle feilmonteringer.?
- NB! Bør stå i 2-3 dager før bruk

EN

- Make sure the area and depth of safer surfacing are according to the current standard, or to the manufacturer's recommendation
- Make sure all tools and surplus materials are removed before play begins
- PS! When complete, allow 2-3 days for the concrete to set before use

S

- Kontrollera att fallunderlag är utlagt enligt gällande regler eller vårt rekomendation
- Ta bort alla monteringshjälpmedel (rester av betong, plankor, pallar, plast och liknande)
- Innan lekredskapet används,kontrollera att anoracksnoddar eller kläder/delar av kläder eller liknande inte kan fastna i några delar på redskapet. (Den bipackade "knävringen" kan man med fördel användas för denna kontroll.
- Detta görs för att upptäcka eventuella felmonteringar.)

Boltepakker for / Boltpackage for / Bultpaket för Sign. _____.

14-200-130	Navn	Artnr/dimensjon	Ant	Lev
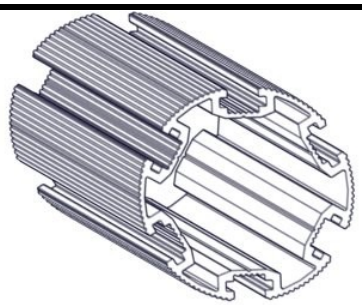	Stolpe Ø110 L=3650 Grå StolpeØ110 L=3450 Grå	SFA5126/2 SFA5126/2	2 25	
	Endelokk til stolpe Ø110	00-400-995	34	
	Thorium Tårn-del 1 med spill (Med Stolper) Thorium Tårn del 2B for tunell	07-302-202 07-302-222	1 1	
	Sperrerør rett L=750 Uten hull Sort	07-500-059K (se egen del-montering)	19	
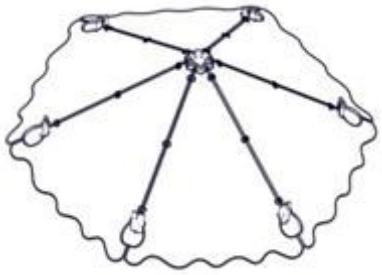	Tak 6-kant Grå	07-520-600K (se egen del-montering)	1	
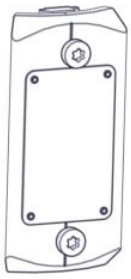	Produktmerke	07-500-500 (se egen del-montering)	1	

Boltepakker for / Boltpackage for / Bultpaket för Sign. _____.

14-200-130	Navn	Artnr/dimensjon	Ant	Lev
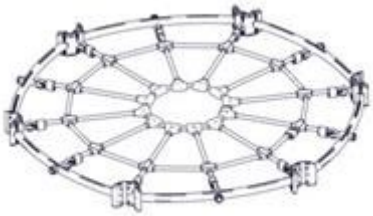	Edderkoppnett horisontalt CC880 Grønn	07-500-210K (se egen del-montering)	2	
	Edderkoppnett 30gr L=2200 Grønn	07-500-032K (se egen del-montering)	1	
	Sluse H=790 Grønn	07-500-074K (se egen del-montering)	7	
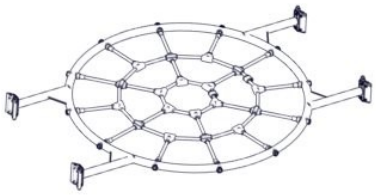	Bro rundgang CC880 L=2200 Grønn	07-200-261K (se egen del-montering)	1	
	Gulv 3-kant standard CC880 Grå	07-300-104K (se egen del-montering)	4	
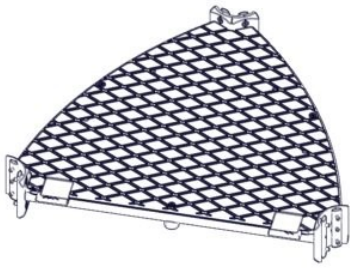	Gulv 3-kant 1 rett Til rutsjebane CC800 Grå	07-300-113K (se egen del-montering)	1	

Boltepakker for / Boltpackage for / Bultpaket för Sign. _____.

14-200-130	Navn	Artnr/dimensjon	Ant	Lev
	Gulv 3-kant 1 Rett CC880 Grå	07-300-106K (se egen del-montering)	1	
	Gulv 3-kant 1 Konkav CC880 Grå	07-300-105K (se egen del-montering)	1	
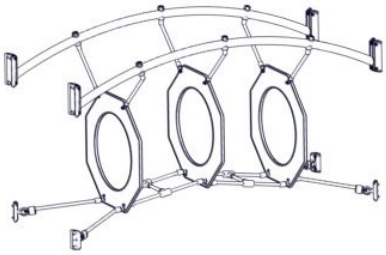	Bro HPL plate Grønn	07-500-436K (se egen del-montering)	1	
	Klatreplate med Søve logo Grå	07-300-112K (se egen del-montering)	1	
	Dobbel monkeyseats bro Grønn	07-500-425K (se egen del-montering)	1	
	Swing CC880 Grønn	07-250-013K (se egen del-montering)	1	

Boltepakker for / Boltpackage for / Bultpaket för Sign. _____.

14-200-130	Navn	Artnr/dimensjon	Ant	Lev
	Brannstang Gulv = 1,95m Grå	07-200-037K (se egen del-montering)	1	
	Opptrekksplate med fotspor CC880 Grå	07-200-060K (se egen del-montering)	1	
	Thorium tunell rutsjebane H=3990 Grå	07-520-200 (se egen monte-ring)	1	
	Bølge rutsjebane med portal cc880 H=1,40 B=0,5 Grønn	40-142-099K (se egen del-montering)	1	
	Bro rundgang med sjakt CC880 L=2200 Sort	07-200-260K (se egen del-montering)	1	
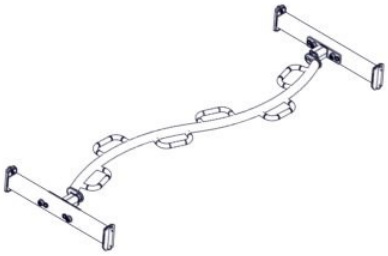	Bevegelig armgang Grønn	07-500-281K (se egen del-montering)	1	

Boltepakker for / Boltpackage for / Bultpaket för Sign. _____.

14-200-130	Navn	Artnr/dimensjon	Ant	Lev
	Bro tordert nett 2x Stige lang Grønn	07-500-305K (se egen del-montering)	1	
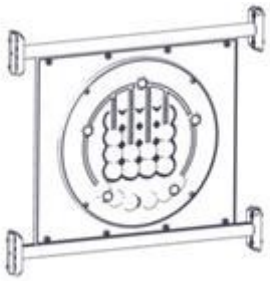	Rekkverk 3 in a row CC880 Grønn	07-511-001K (Se egen del-montering)	1	
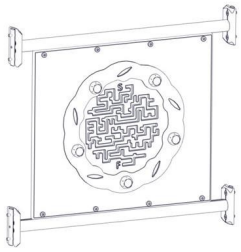	Rekkverk labyrint/maze CC880 Grønn	07-511-021K (Se egen del-montering)	1	
	Sperrerør bøyd uten hull L=750 Grønn	07-500-072K (se egen del-montering)	4	
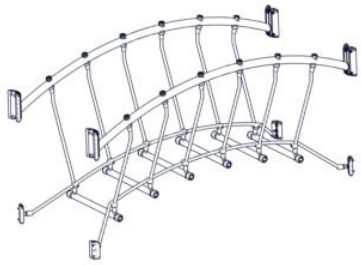	Trapes bro CC880 Grønn	07-500-011K (se egen del-montering)	1	
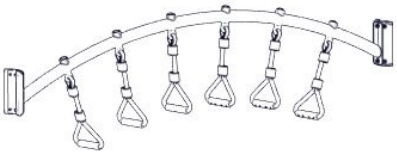	Armgang med polyfix tre-kant 30gr beslag Grønn	07-500-458K (se egen del-montering)	1	

Boltepakker for / Boltpackage for / Bultpaket för Sign. _____.

14-200-130	Navn	Artnr/dimensjon	Ant	Lev
	Slider rør	07-200-010K (se egen del-montering)	1	

Boltepakker for / Boltpackage for / Bultpaket för Sign. _____.

14-200-130	Navn	Artnr/dimensjon	Ant	Lev
	Fundament støp			
	Sperrerør L=750 Sort	07-500-075K (se egen del-montering)	22	
	Fundament betong	00-003-111K (se egen del-montering)	27	
	Fundament Nedgraving			
	Sperrerør L=750 Sort	07-500-075K (se egen del-montering)	22	
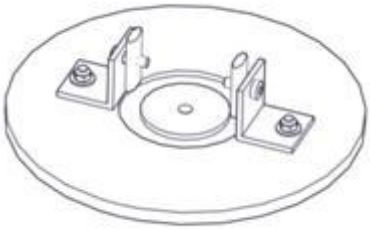	Fundament 1x110	07-400-101K (se egen del-montering)	27	

Fundamentering med betong / Foundation concrete / Förankring med betong

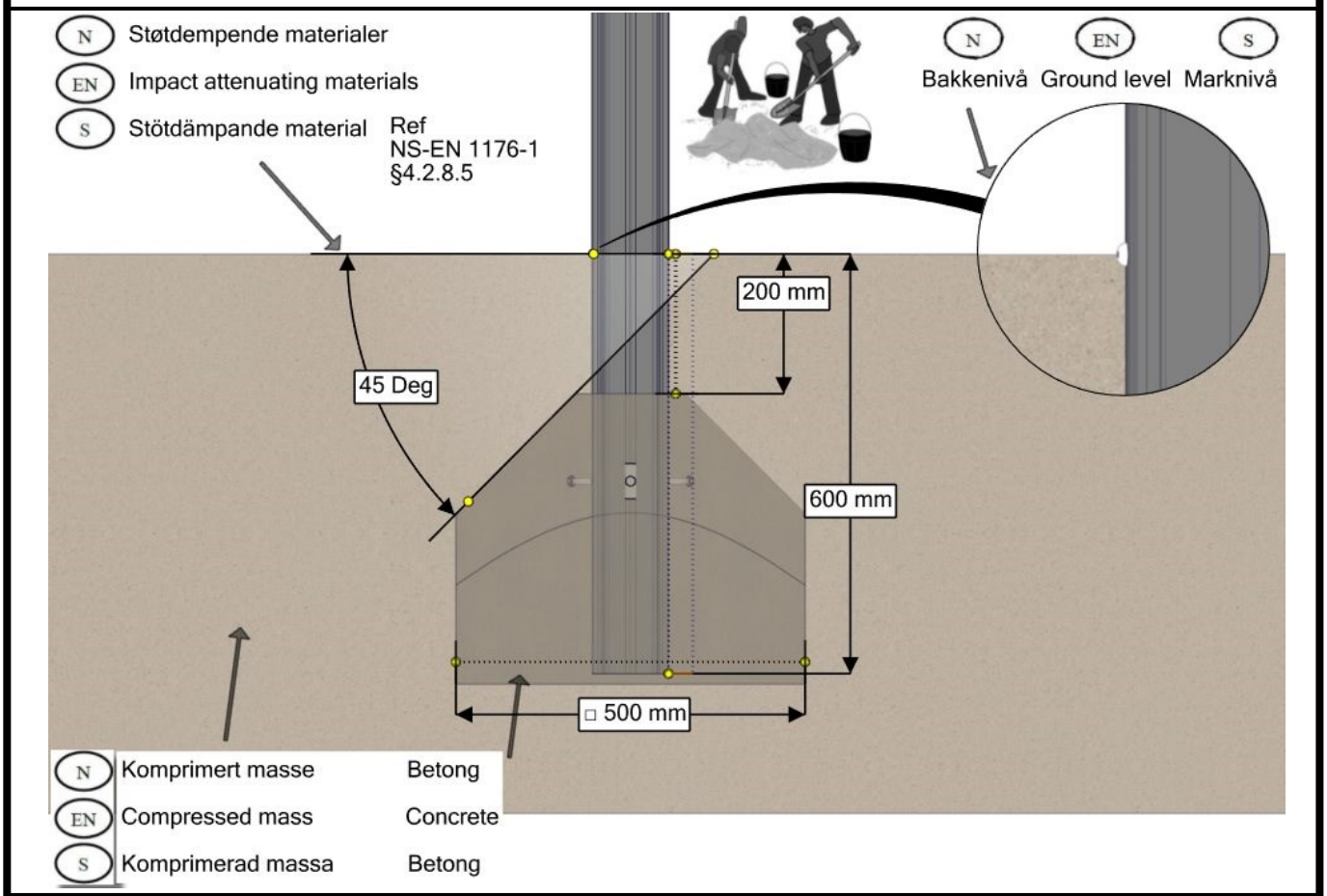

Fundamentering uten betong / Foundation without concrete / Förankring utan betong

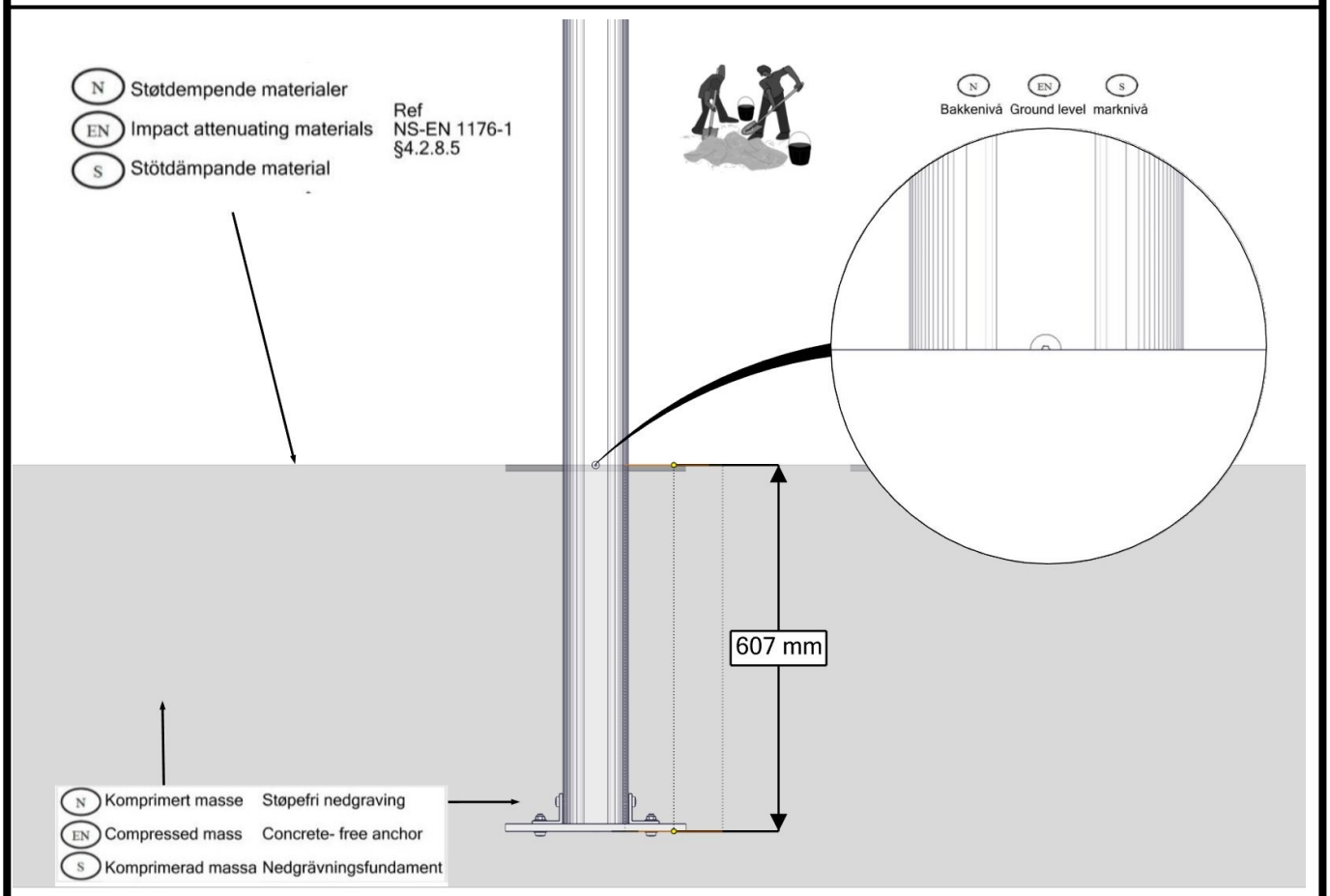

Boltepakker for / Boltpackage for / Bultpaket för Sign. _____.

14-200-130	Navn	Artnr/ dimensjon	Ant	Lev
	Overflatemon-tering			
	Fundament 2xØ110 stolpe for betongdekke	00-003-114K (Se egen del-monering)	9	
	Fundament 3x110 stolpe for betongdekke	00-003-115K (Se egen del-montering)	3	
	Stolpe Ø110 må kappes Slider må kappes Brannstang må kappes Opptreksplate må kappes Rusjebane må kappes	SFA5126/2 07-200-010 07-200-037 07-200-060 40-142-099		
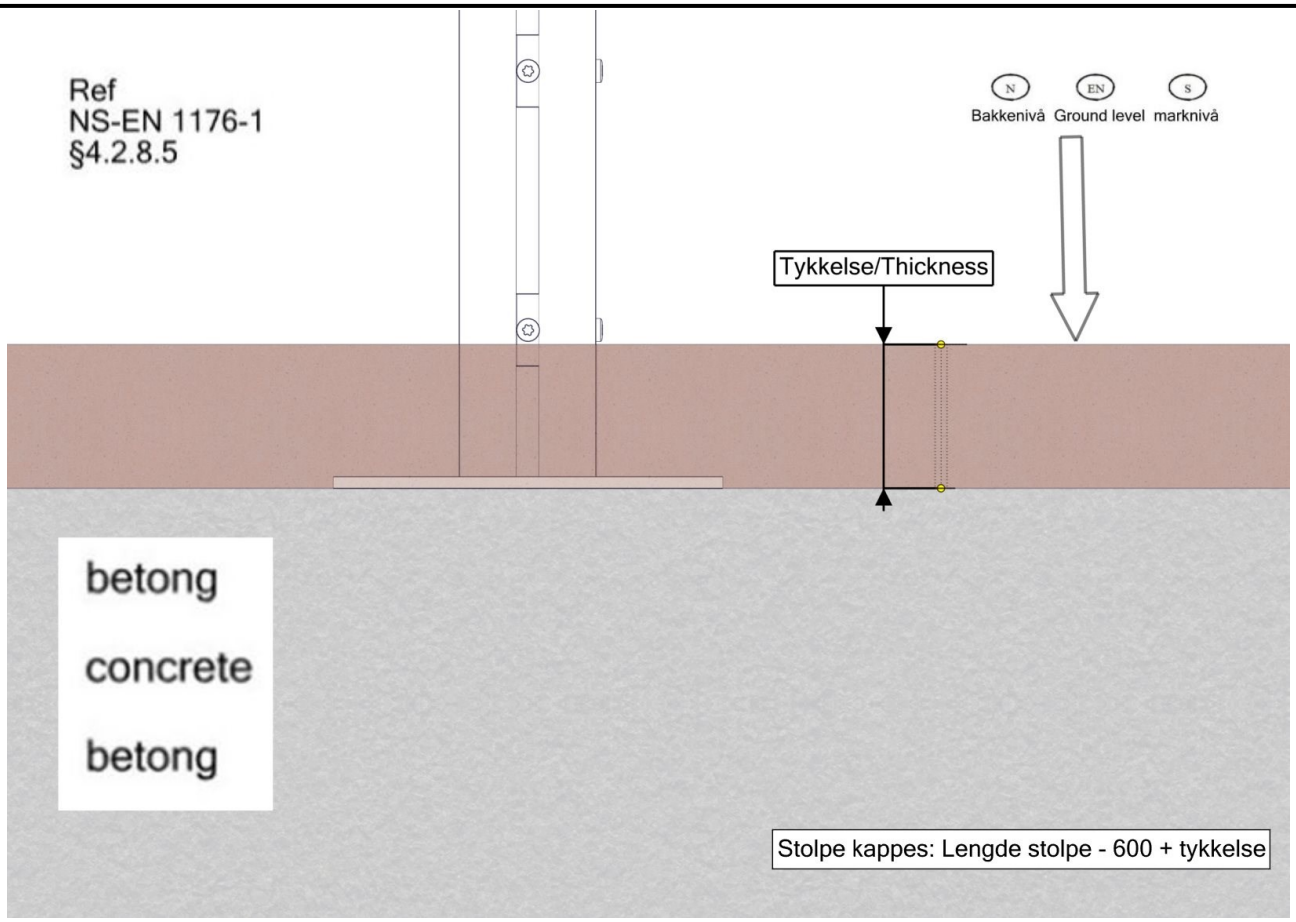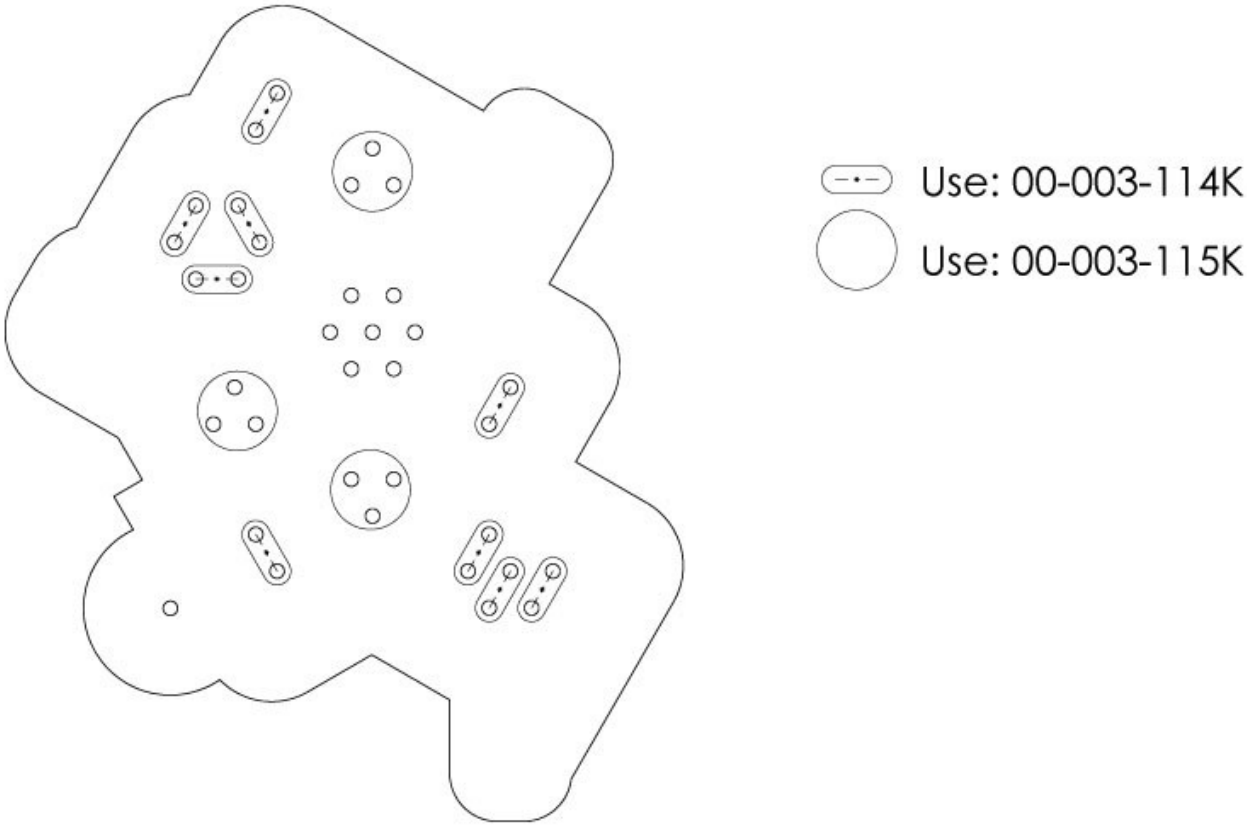
Fundamentering overflate / Foundation surface / Förankring grundytan