



SALTO trampoline without an elastic collar

adapted to be covered with a safe surface

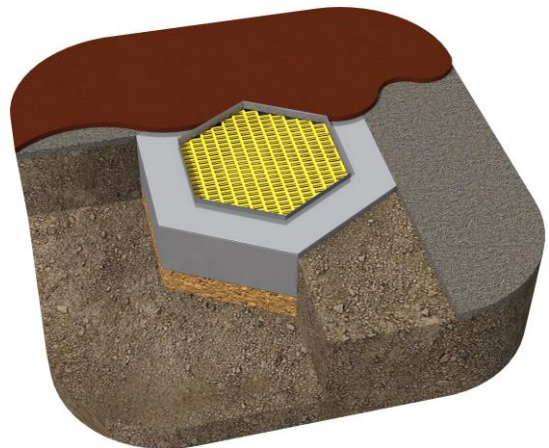

Step 1

Trampoline without elastic collar ready for surface installation





Step 2

Installation of a safe surface using a formwork strip



Step 3

The safe surface before removing the formwork strip



Step 4

Unscrewing and removing the formwork strip

